



2025 Dealer Pricing Guide



ALCOM LLC - MAINE

6 Millennium Drive | Winslow, ME 04901
P: (207) 861-9800 | F: (207) 861-9500

SOUTH DAKOTA

501 East 52nd Street North | Sioux Falls, SD 57104
P: (605) 338-2090 | F: (877) 670-6471

FLORIDA

2526 W. New York Ave | Deland, FL 32720
P: (386) 272-5999

MONTANA

9063 Bonner Mill Road | Bonner, MT 59823
P: (406) 258-9739 | F: (406) 552-1986

dealers.alcomusa.com

SALES TEAM

DAN MILLS, Chief Sales and Marketing Officer	(207) 272-3683	dmills@alcomusa.com
MICHELLE MILLER, Sales Executive Assistant	(207) 861-9800	mmiller@alcomusa.com
JOHN STEWART, Director of Sales	(207) 861-9800	jstewart@alcomusa.com
COREY BISSON, Dealer Development	(207) 689-4842	cbisson@alcomusa.com
TIM MITCHELL, Dealer Development	(207) 649-0027	tmitchell@alcomusa.com
TOMMY WALL, Dealer Development	(260) 227-1459	twall@alcomusa.com
MIKE QUIMBY, Dealer Development	(207) 242-4151	mquimby@alcomusa.com
DYLAN BROOKS, Dealer Development	(207) 616-3470	dbrooks@alcomusa.com
HUNTER NOVAK, Customer Service Manager	(207) 861-9800	hnovak@alcomusa.com
JEFF LIBBY, Account Support	(207) 861-9800	jlibby@alcomusa.com
DIANE PEPIN, Account Support	(207) 861-9800	dpepin@alcomusa.com
ANGIE WING, Account Support	(207) 861-9800	awing@alcomusa.com

CUSTOMER SERVICE

WARRANTY DEPARTMENT	(207) 861-9800	warranty@alcomusa.com
CJ GILES, Parts Manager	(207) 861-9800	parts@alcomusa.com
NATALIE KAVANAGH, Regional Parts Specialist	(207) 861-9800	parts@alcomusa.com
JAMIE PHAIR, Director of Logistics	(207) 861-9800	jphair@alcomusa.com
AMANDA DEILKE, SD Plant Logistics	(605) 338-2090	adeilke@alcomusa.com



TABLE OF CONTENTS

CARGO TYPE/MODEL	PAGE
"Models At-A-Glance"	4
UTILITY	
AR 2.0 (54"-66")	9
AR 2.0 (72"-80")	10
FA 2.0	11
FA Tilt 2.0	12
FA Tandem Axle 2.0	13
MU-SR	14
MU-SHD	15
WR 2.0 (60"-66")	16
WR 2.0 (72"-80")	17
Landscape 2.0 Wood Deck	18
Light Duty Deckover	19
Commercial Grade Deckover	20
Low Profile Flat Deck Deckover Wood Deck	21
Low Profile Beavertail Deckover Wood Deck	22
Golf Cart Hauler	23
Commercial Grade HD (MPAT 14K)	24
Low Profile LD Wood Deck	25
Dump HO (4.5x8)	26
Dump HO (5x8)	27
Dump	28
ATV / UTV	
83 - Wide ATV	29
88 - Wide ATV	30
OPEN CARGO	
Open Motorcycle 2.0	31
Slingshot Trailer	32
Raft	33
Open Car Hauler 2.0 Wood Deck	34
Open Car Hauler 2.0 Wood Deck (10K)	35
Open Car Hauler	36
Tilting Open Car Hauler	37
Open Car Hauler 2.0 Wood Deck - 2 Car Series	38
ENCLOSED CARGO	
Cargo 4/5 - Wide	39
Cargo 6- Wide	40
Cargo 7-Wide	41
Cargo 7.5-Wide	42
Cargo 8.5-Wide	43
Enclosed Motorcycle	44
Enclosed Motorcycle/UTV Pinnacle Series	45

CARGO TYPE/MODEL	PAGE
ENCLOSED CARGO	
Enclosed Cargo Options	46
Car Hauler (14'-22')	53
Car Hauler (24'-32')	54
Car Hauler Pinnacle Series	55
Car Hauler Pinnacle Stacker Series	56
Tandem Gooseneck (24'-30')	57
Tandem Gooseneck (32'-38')	58
Tri-Axle Gooseneck (40'-46')	59
Tri-Axle Gooseneck (48'-53')	60
Enclosed Car Hauler & Gooseneck Options	61
ENCLOSED SNOW	
Inline 7-Wide	69
Inline 7.5-Wide	70
DL - Deckover	71
Deckover (101" / 6.5-Height)	72
Deckover (101") Elevation Series	73
Enclosed Snow Options	74
All-Sport Peak Value	81
All-Sport (16'-22')	82
All-Sport (24'-32')	83
All-Sport Elevation Series	84
Gooseneck Elevation Series	85
All-Sport Options	86
Crossover (60" & 101")	93
Crossover 2.0	94
Crossover 3.0	95
Crossover 7.4-Wide	96
OPEN SNOW	
Tilt Bed Single Place	97
Tilt Bed Two Place	98
Tilt Bed Drive On/Off	99
Drive On/Off L (12'-16')	100
Drive On/Off L (18'-24')	101
Sport Decks	102
OTHER	
UTV Rack	103
Ice Shacks	104
Truck Beds	105
TECHNICAL SHEETS	
Ramp Capacity	106
Tongue Extension by Model	107



See Our Reference Tool!

See page 4 for our
"Models-At-A-Glance" section,
 where you can easily see base
 pricing for all models.

EXTERIOR COLORS

Colors displayed in this pricebook are intended for reference purposes only. In situations where color-matching is critical, please contact us for a physical skin sample. In addition, the colors listed below are available in .030" skin only.



**Note - Pictures in this Guide may show optional features*



MODELS "AT-A-GLANCE"

UTILITIES

UTILITY [AR-2.0] 54/60/66-WIDE

Trailer Model	Item Number	Base Price
54 x 8 2.0 AR	MU54X8AR-2.0	\$2,306
54 x 10 2.0 AR	MU54x10AR-2.0	\$2,470
60 x 8 2.0 AR	MU60x8AR-2.0	\$2,324
60 x 10 2.0 AR	MU60x10AR-2.0	\$2,572
66 x 10 2.0 AR	MU66X10AR-2.0	\$2,769

UTILITY [FA-2.0]

Trailer Model	Item Number	Base Price
Fixed Rail 6.5 x 10	MU6.5X10FA-2.0	\$3,387
Fixed Rail 6.5 x 12	MU6.5X12FA-2.0	\$3,582
Fixed Rail 6.5 x 14	MU6.5X14FA-2.0	\$3,958

UTILITY [TANDEM AXLE FA-2.0]

Trailer Model	Item Number	Base Price
Tandem FA 6.5x14	MU6.5x14FA-TA-2.0	\$6,477
Tandem FA 6.5x16	MU6.5x16FA-TA-2.0	\$6,723
Tandem FA 6.5x18	MU6.5x18FA-TA-2.0	\$6,969
Tandem FA 6.5x20	MU6.5x20FA-TA-2.0	\$7,507

UTILITY [SSHD] HEAVY DUTY SOLIDED UTILITY TRAILERS

Trailer Model	Item Number	Base Price
5 x 8 SSHD Utility	MU5X8SSHD	\$3,145
5 x 10 SSHD Utility	MU5X10SSHD	\$3,413
6 x 12 SSHD Utility	MU6x12SSHD	\$4,094

UTILITY [WR-2.0] 72/80-WIDE

Trailer Model	Item Number	Base Price
72 x 10 Wood Deck	MU72x10WR-2.0	\$2,525
72 x 12 Wood Deck	MU72x12WR-2.0	\$2,722
72 x 14 Wood Deck	MU72x14WR-2.0	\$2,952
80 x 10 Wood Deck	MU80x10WR-2.0	\$2,770
80 x 12 Wood Deck	MU80x12WR-2.0	\$2,807
80 x 14 Wood Deck	MU80x14WR-2.0	\$3,085

DECKOVER EQUIPMENT (Light Duty) LOBSTER TRAP TRAILER

Trailer Model	Item Number	Base Price
Deckover Lite 101x16	MDO101X16LD	\$5,384
Deckover Lite 101 x 20	MDO101X20LD	\$5,897
Deckover Lite 101 x 20 5.2K	MDO101X20LD-5K	\$9,132

UTILITY [LOW PROFILE FLAT DECK DECKOVER-WOOD] 10K

Trailer Model	Item Number	Base Price
Deckover 101x16-W Straight Deck 10K	MDO101x16-S10W	\$7,364
Deckover 101x20-W Straight Deck 10K	MDO101X20-S10W	\$7,797
Deckover 101x22-W Straight Deck 10K	MDO101x22-S10W	\$8,085

UTILITY [DECKOVER] GOLF CART HAULER

Trailer Model	Item Number	Base Price
Deckover 101 x 26 10K GCH	MDO101X26-10KGCH	\$14,069
Deckover 101 x 30 10K GCH	MDO101X30-10KGCH	\$15,959

UTILITY [AR-2.0] 72/80-WIDE

Trailer Model	Item Number	Base Price
72 x 10 2.0 AR	MU72x10AR-2.0	\$3,116
72 x 12 2.0 AR	MU72x12AR-2.0	\$3,280
80 x 12 2.0 AR	MU80x12AR-2.0	\$3,448
80 x 14 2.0 AR	MU80X14AR-2.0	\$3,672

UTILITY [FA TILT-2.0]

Trailer Model	Item Number	Base Price
Fixed Rail Tilt 6.5 x 12	MU6.5x12FA-TILT-2.0	\$3,941
Fixed Rail Tilt 6.5 x 14	MU6.5x14FA-TILT-2.0	\$4,440
Fixed Rail Tilt 6.5 x 14 5K	MU6.5X14FA-TILT-2.0-5K	\$5,717

UTILITY [SSR]

Trailer Model	Item Number	Base Price
5 x 8 SSR Utility	MU5X8SSR	\$2,554
5 x 10 SSR Utility	MU5X10SSR	\$2,754
6 x 12 SSR Utility	MU6x12SSR	\$3,074

UTILITY [WR-2.0] 60/66-WIDE

Trailer Model	Item Number	Base Price
60 x 8 Wood Deck	MU60x8WR-2.0	\$2,172
60 x 10 Wood Deck	MU60x10WR-2.0	\$2,325
66 x 10 Wood Deck	MU66X10WR-2.0	\$2,453

UTILITY LANDSCAPE [WOOD DECK 2.0]

Trailer Model	Item Number	Base Price
Landscape 6.5x12	MLS6.5X12-2.0	\$4,436
Landscape 6.5x14	MLS6.5X14-2.0	\$4,635
Landscape 6.5x16	MLS6.5X16-2.0	\$4,813
Landscape 6.5x18	MLS6.5X18-2.0	\$5,157
Landscape 6.5x20	MLS6.5X20-2.0	\$5,841

UTILITY [DECKOVER] 14K CG

Trailer Model	Item Number	Base Price
Deckover 101x18 14K	MDO101x18-14K	\$12,629
Deckover 101x20 14K	MDO101x20-14K	\$12,901
Deckover 101x22 14K	MDO101x22-14K	\$13,574
Deckover 101x24 14K	MDO101x24-14K	\$14,439

UTILITY [LOW PROFILE BEAVERTAIL DECKOVER - WOOD] 14K CG

Trailer Model	Item Number	Base Price
Deckover 101x25-W 14K	MDO101x25-14KW	\$12,129

UTILITY [HD] MPAT 14K CG

Trailer Model	Item Number	Base Price
Utility HD 6.5 x 14 14K	MPAT6.5x14-14K	\$11,991
Utility HD 6.5 x 16 14K	MPAT6.5x16-14K	\$12,236
Utility HD 6.5 x 18 14K	MPAT6.5x18-14K	\$12,644
Utility HD 6.5 x 20 14K	MPAT6.5x20-14K	\$13,016
Utility HD 6.5 x 22 14K	MPAT6.5x22-14K	\$13,704



MODELS "AT-A-GLANCE"

UTILITIES

UTILITY [LOW PROFILE] MPAT 14K WOOD DECK

Trailer Model	Item Number	Base Price
Utility LD 83 x 20 14K	MPAT83x20-LW14	\$9,692
Utility LD 83 x 22 14K	MPAT83x22-LW14	\$10,397

UTILITY [DUMP 5 x 8 - HO]

Trailer Model	Item Number	Base Price
5 x 8 Dump	MODP5x8HO	\$7,942

UTILITY [DUMP 4.5 x 8 - HO]

Trailer Model	Item Number	Base Price
4.5 x 8 Dump	MODP4.5X8HO	\$5,487

UTILITY [DUMP]

Trailer Model	Item Number	Base Price
6 x 10 Dump	MODP6x10	\$10,537
6 x 12 Dump	MODP6x12	\$12,081
7 x 14 Dump	MODP7x14	\$13,577
7 x 16 Dump	MODP7x16	\$14,115

ATV / UTV

OPEN ATV [83-Wide]

Trailer Model	Item Number	Base Price
ATV Side/Rear Load 83" x 10'	MATV83x10	\$2,971
ATV Side/Rear Load 83" x 14'	MATV83x14	\$3,505
ATV Side/Rear Load 83" x 16'	MATV83x16	\$4,919

ATV [88-Wide]

Trailer Model	Item Number	Base Price
ATV Deckover 88x102	MATV88X102W	\$1,921
ATV Deckover 88x10	MATV88X10W	\$2,173
ATV Deckover 88x12	MATV88X12W	\$2,610
ATV Deckover 88x14	MATV88X14W	\$2,865
ATV Deckover 88x18	MATV88X18W	\$4,509

OPEN CARGO

OPEN [MOTORCYCLE 2.0]

Trailer Model	Item Number	Base Price
Open Motorcycle 5x8	MOMC5X8-2.0	\$2,856
Open Motorcycle 6.5x10	MOMC6.5X10-2.0	\$4,121

RAFT SERIES

Trailer Model	Item Number	Base Price
10' Raft	MRFT84x10	\$2,535
12' Raft	MRFT84x12	\$2,770

OPEN CAR HAULER [WOOD DECK 2.0]

Trailer Model	Item Number	Base Price
Open Car Wood Deck 18'-10K	MOCH8x18-W-10K-2.0	\$6,872
Open Car Wood Deck 20'-10K	MOCH8x20-W-10K-2.0	\$7,048
Open Car Wood Deck 24'-10K	MOCH8X24-W-10K-2.0	\$9,880

OPEN CAR HAULER [TILTING]

Trailer Model	Item Number	Base Price
Open Car Aluminum Deck 18' Tilt	MOCH8X18TILT	\$9,116
Open Car Aluminum Deck 20' Tilt	MOCH8X20TILT	\$9,708
Open Car Aluminum Deck 22' Tilt	MOCH8X22TILT	\$10,319

SLINGSHOT [ALUMINUM DECK]

Trailer Model	Item Number	Base Price
Slingshot 6.5x14	MU6.5x14SLINGSHOT	\$5,593

OPEN CAR HAULER [WOOD DECK 2.0]

Trailer Model	Item Number	Base Price
Open Car Wood Deck 16'	MOCH8x16-W-2.0	\$6,167
Open Car Wood Deck 18'	MOCH8x18-W-2.0	\$6,344
Open Car Wood Deck 20'	MOCH8x20-W-2.0	\$6,516
Open Car Wood Deck 22'	MOCH8x22-W-2.0	\$6,775

OPEN CAR HAULER

Trailer Model	Item Number	Base Price
Open Car Aluminum Deck 14'	MOCH8X14	\$6,819
Open Car Aluminum Deck 16'	MOCH8X16	\$7,163
Open Car Aluminum Deck 18'	MOCH8X18	\$7,597
Open Car Aluminum Deck 20'	MOCH8X20	\$8,289

OPEN CAR HAULER [TWO CAR SERIES - WOOD DECK 2.0]

Trailer Model	Item Number	Base Price
Open Car Wood Deck 82x24 10k	MOCH82X24-2.0W10-2P	\$10,877
Open Car Wood Deck 82x26 10k	MOCH82X26-2.0W10-2P	\$11,331
Open Car Wood Deck 82x28 10k	MOCH82X28-2.0W10-2P	\$11,935
Open Car Wood Deck 82x28 14k	MOCH82X28-2.0W14-2P	\$14,502
Open Car Wood Deck 82x36 14k	MOCH82X36-2.0W14-2P	\$16,619

ENCLOSED CARGO

ENCLOSED 4/5 -WIDE

Trailer Model	Item Number	Base Price
Cargo 4x6	MEC4x6-IF	\$3,660
Cargo 5x8	MEC5x8-IF	\$4,780
Cargo 5x10	MEC5x10-IF	\$5,213

ENCLOSED 6-WIDE

Trailer Model	Item Number	Base Price
Cargo 6x10	MEC6x10-IF	\$6,442
Cargo 6X12 SA	MEC6x12SA-IF	\$6,912
Cargo 6X12 TA	MEC6x12TA-IF	\$8,457



MODELS "AT-A-GLANCE"

ENCLOSED CARGO

ENCLOSED 7-WIDE

Trailer Model	Item Number	Base Price
Cargo 7x12 TA	MEC7X12TA-IF	\$9,212
Cargo 7x14	MEC7x14-IF	\$9,445
Cargo 7x16	MEC7x16-IF	\$10,019
Cargo 7x18	MEC7x18-IF	\$10,643
Cargo 7x20	MEC7x20-IF	\$11,375

ENCLOSED 8.5-WIDE

Trailer Model	Item Number	Base Price
Cargo 8.5x12	MEC8.5X12-IF	\$9,921
Cargo 8.5x14	MEC8.5X14-IF	\$10,623
Cargo 8.5x16	MEC8.5X16-IF	\$11,160
Cargo 8.5x18	MEC8.5X18-IF	\$11,692
Cargo 8.5x20	MEC8.5X20-IF	\$12,393

ENCLOSED MOTORCYCLE/UTV PINNACLE SERIES

Trailer Model	Item Number	Base Price
7.5 x 14 Pinnacle Motorcyle/UTV	MEM7.5X14-PPSUTV	\$18,438
7.5 x 16 Pinnacle Motorcyle/UTV	MEM7.5X16-PPSUTV	\$19,366

ENCLOSED CAR HAULER 24'-32'

Trailer Model	Item Number	Base Price
8.5X24 Car Hauler	MCH8.5x24-IF	\$18,409
8.5X26 Car Hauler	MCH8.5x26-IF	\$19,625
8.5X28 Car Hauler	MCH8.5x28-IF	\$20,491
8.5X30 Car Hauler	MCH8.5x30-IF	\$21,964
8.5X32 Car Hauler	MCH8.5x32-IF	\$22,848

ENCLOSED CAR HAULER PINNACLE STACKER SERIES

Trailer Model	Item Number	Base Price
8.5x20 Pinnacle Stacker	MCH8.5X20-PPSST	\$47,028
8.5x24 Pinnacle Stacker	MCH8.5X24-PPSST	\$52,248

ENCLOSED GOOSENECKS [TANDEM AXLE] 32' - 38'

Trailer Model	Item Number	Base Price
8.5x32 Gooseneck	MEG8.5X32	\$25,162
8.5x34 Gooseneck	MEG8.5X34	\$25,818
8.5x36 Gooseneck	MEG8.5X36	\$27,298
8.5x38 Gooseneck	MEG8.5X38	\$27,876

ENCLOSED GOOSENECKS [TRIPLE AXLE] 48' - 53'

Trailer Model	Item Number	Base Price
8.5x48 Gooseneck	MEG8.5X48	\$36,343
8.5x50 Gooseneck	MEG8.5X50	\$37,164
8.5x53 Gooseneck	MEG8.5X53	\$37,987

ENCLOSED 7.5-WIDE

Trailer Model	Item Number	Base Price
Cargo 7.5x12 TA	MEC7.5X12-IF	\$9,595
Cargo 7.5x14	MEC7.5x14-IF	\$10,420
Cargo 7.5x16	MEC7.5x16-IF	\$10,790
Cargo 7.5x18	MEC7.5x18-IF	\$11,320
Cargo 7.5x20	MEC7.5x20-IF	\$11,870

ENCLOSED MOTORCYCLE

Trailer Model	Item Number	Base Price
7X12 Enclosed Motorcycle Trailer	MEM7X12LP-IF	\$9,662
7X14 Enclosed Motorcycle Trailer	MEM7X14LP-IF	\$10,311

ENCLOSED CAR HAULER 14'-22'

Trailer Model	Item Number	Base Price
8.5X14 Car Hauler	MCH8.5x14-IF	\$13,201
8.5X16 Car Hauler	MCH8.5x16-IF	\$13,894
8.5X18 Car Hauler	MCH8.5x18-IF	\$14,589
8.5X20 Car Hauler	MCH8.5x20-IF	\$15,156
8.5X22 Car Hauler	MCH8.5x22-IF	\$15,783

ENCLOSED CAR HAULER PINNACLE SERIES

Trailer Model	Item Number	Base Price
8.5x20 Pinnacle	MCH8.5X20-PPS	\$25,353
8.5x24 Pinnacle	MCH8.5X24-PPS	\$30,062
8.5x28 Pinnacle	MCH8.5X28-PPS	\$32,416
8.5x32 Pinnacle	MCH8.5X32-PPS	\$35,138

ENCLOSED GOOSENECKS [TANDEM AXLE] 24' - 30'

Trailer Model	Item Number	Base Price
8.5x24 Gooseneck	MEG8.5x24	\$21,685
8.5x26 Gooseneck	MEG8.5x26	\$22,547
8.5x28 Gooseneck	MEG8.5x28	\$23,383
8.5x30 Gooseneck	MEG8.5x30	\$24,339

ENCLOSED GOOSENECKS [TRIPLE AXLE] 40' - 46'

Trailer Model	Item Number	Base Price
8.5x40 Gooseneck	MEG8.5X40	\$32,396
8.5x42 Gooseneck	MEG8.5X42	\$33,547
8.5x44 Gooseneck	MEG8.5X44	\$34,125
8.5x46 Gooseneck	MEG8.5X46	\$34,455



MODELS "AT-A-GLANCE"

ENCLOSED SNOW

ENCLOSED SNOW [INLINE] 7-Wide

Trailer Model	Item Number	Base Price
E7x12 Enclosed Snow	MES7X12	\$9,064
E7x14 Enclosed Snow	MES7X14	\$11,559
E7x16 Enclosed Snow	MES7X16	\$12,292
E7x18 Enclosed Snow	MES7X18	\$12,643
E7x22 Enclosed Snow	MES7X22	\$13,865

ENCLOSED SNOW [DECKOVER] LITE

Trailer Model	Item Number	Base Price
101x12 DL Enclosed Snow	MES101X12DL	\$8,217
101x14 DL Enclosed Snow	MES101X14DL	\$10,031
101x18 DL Enclosed Snow	MES101X18DL	\$11,762
101x22 DL Enclosed Snow	MES101X22DL	\$12,664

ENCLOSED SNOW DECKOVER ELEVATION SERIES

Trailer Model	Item Number	Base Price
101x16 (6.5) Deckover Elevation	MES101X16(6.5)-ELE	\$24,246
101x22 (6.5) Deckover Elevation	MES101X22(6.5)-ELE	\$27,321
101x24 (6.5) Deckover Elevation	MES101X24(6.5)-ELE	\$27,602

ALL-SPORT CAR HAULERS 16'-22'

Trailer Model	Item Number	Base Price
8.5x16 All Sport	MCH8.5X16AS	\$15,797
8.5x18 All Sport	MCH8.5X18AS	\$16,244
8.5x20 All Sport	MCH8.5X20AS	\$16,988
8.5x22 All Sport	MCH8.5X22AS	\$17,617

ENCLOSED CAR HAULER ALL SPORT ELEVATION SERIES

Trailer Model	Item Number	Base Price
8.5x18 CH All Sport Elevation	MCH8.5X18-AS-ELE	\$29,314
8.5x22 CH All Sport Elevation	MCH8.5X22-AS-ELE	\$31,666
8.5x24 CH All Sport Elevation	MCH8.5X24-AS-ELE	\$34,488

CROSSOVER SNOW 60" WIDE & 101" WIDES

Trailer Model	Item Number	Base Price
CROSSOVER 60X12	MFS60X12CROSSOVER	\$5,087
CROSSOVER 101X12	MFS101X12CROSSOVER	\$5,870
CROSSOVER 101X14	MFS101X14CROSSOVER	\$7,297
CROSSOVER 101X16	MFS101X16CROSSOVER	\$7,793
CROSSOVER 101X20	MFS101X20CROSSOVER	\$9,008

ENCLOSED SNOW [CROSSOVER 3.0]

Trailer Model	Item Number	Base Price
101"x 12' CROSSOVER 3.0	MFS101X12CROSSOVER3.0	\$6,859
101"x 14' CROSSOVER 3.0	MFS101X14CROSSOVER3.0	\$6,899

ENCLOSED SNOW [INLINE] 7.5-Wide

Trailer Model	Item Number	Base Price
E7.5x14 Enclosed Snow	MES7.5X14	\$12,498
E7.5x16 Enclosed Snow	MES7.5X16	\$13,265
E7.5x18 Enclosed Snow	MES7.5X18	\$13,631
E7.5x22 Enclosed Snow	MES7.5X22	\$14,899
E7.5x24 Enclosed Snow	MES7.5X24	\$16,540

ENCLOSED SNOW [DECKOVER] 6.5-Wide

Trailer Model	Item Number	Base Price
101x12 (6.5) Enclosed Snow	MES101X12(6.5)	\$9,413
101x14 (6.5) Enclosed Snow	MES101X14(6.5)	\$11,749
101x20 (6.5) Enclosed Snow	MES101X20(6.5)	\$13,306
101x22 (6.5) Enclosed Snow	MES101X22(6.5)	\$14,249

ENCLOSED SNOW [ALL-SPORT PEAK VALUE]

Trailer Model	Item Number	Base Price
8.5X16 All-Sport Peak Value	MCH8.5X16AS-PV	\$13,950
8.5X18 All-Sport Peak Value	MCH8.5X18AS-PV	\$14,426
8.5X22 All-Sport Peak Value	MCH8.5X22AS-PV	\$15,441
8.5X24 All-Sport Peak Value	MCH8.5X24AS-PV	\$16,194

ALL-SPORT CAR HAULERS 24'-32'

Trailer Model	Item Number	Base Price
8.5x24 All Sport	MCH8.5X24AS	\$19,426
8.5x28 All Sport	MCH8.5X28AS	\$22,693
8.5x32 All Sport	MCH8.5X32AS	\$25,360

ENCLOSED GOOSENECK ALL SPORT ELEVATION SERIES

Trailer Model	Item Number	Base Price
8.5x36 GN All Sport Elevation	MEG8.5X36AS-ELE	\$56,120
8.5x38 GN All Sport Elevation	MEG8.5X38AS-ELE	\$57,373
8.5x42 GN All Sport Elevation	MEG8.5X42AS-ELE	\$59,412

ENCLOSED SNOW [CROSSOVER 2.0]

Trailer Model	Item Number	Base Price
101"x 12' CROSSOVER 2.0	MFS101X12CROSSOVER2.0	\$6,429
101"x 14' CROSSOVER 2.0	MFS101X14CROSSOVER2.0	\$6,619

CROSSOVER SNOW 7.4 WIDES

Trailer Model	Item Number	Base Price
MFS 7.4 x 16 SA CROSSOVER	MFS7.4X16SA-CROSS	\$7,374
MFS 7.4 x 16 TA CROSSOVER	MFS7.4X16TA-CROSS	\$8,380
MFS 7.4 x 22 CROSSOVER	MFS7.4X22CROSS	\$9,563

OPEN SNOW

OPEN SNOW [TILT] Single Place

Trailer Model	Item Number	Base Price
52x10' LITE	MFS52X10	\$1,614
52x11' LITE	MFS52X11	\$1,724
52x12' LITE	MFS52X12	\$1,783

OPEN SNOW [TILT] Two Place

Trailer Model	Item Number	Base Price
10' FLAT TILT SNOW	MFS101X10P	\$1,858
12' FLAT TILT SNOW	MFS101X12P	\$2,365



MODELS "AT-A-GLANCE"

OPEN SNOW

OPEN SNOW [DRIVE ON / OFF TILT]

Trailer Model	Item Number	Base Price
HFS 12' Drv On/Off TILT	MFS101X12LV-TILT	\$3,244

OPEN SNOW [DRIVE ON/OFF] 18' - 24' LENGTH

Trailer Model	Item Number	Base Price
18' Drive On/Off LV	MFS101X18LV	\$4,616
20' Drive On/Off LV	MFS101X20LV	\$5,108
22' Drive On/Off LV	MFS101X22LV	\$5,366
24' Drive On/Off LV	MFS101X24LV	\$5,962

UTV RACK

Trailer Model	Item Number	Base Price
Sport Deck	MSD	\$3,464

TRUCK BEDS

Trailer Model	Item Number	Base Price
81"x81	AL08407	\$2,113
81"x99	AL08485	\$2,336
92-1/2"x99"	AL09785	\$2,402
96-1/2"x99"	AL10185	\$2,561
92-1/2"x111"	AL09795	\$2,557
96-1/2"x111"	AL10195	\$2,720
92-1/2"x143"	AL09712	\$2,947
96-1/2"x143"	AL10112	\$3,137

OPEN SNOW [DRIVE ON/OFF] 12' - 16' LENGTH

Trailer Model	Item Number	Base Price
12' Drive On/Off LV	MFS101X12LV	\$2,713
14' Drive On/Off LV	MFS101X14LV	\$3,701
14' Drive On/Off LV BR	MFS101X14LVBR	\$3,973
16' Drive On/Off LV	MFS101X16LV	\$4,297

SPORT DECK

Trailer Model	Item Number	Base Price
Sport Deck	MSD	\$3,464

ICE SHACKS

Trailer Model	Item Number	Base Price
4 x 6 Ice Shack	ICESHACK4X6	\$2,384
5 x 8 Ice Shack	ICESHACK5X8	\$3,044
6 x 10 Ice Shack	ICESHACK6X10	\$3,719
8x12 Ice Shack	ICESHACK8X12	\$4,269



UTILITY [AR-2.0] 54/60/66-WIDE

STANDARD FEATURES

- All-Aluminum Construction
- Triple Tube Box Tube Tongue
- Dexter Torsion Idler Axle
- Adjustable Track for Perimeter EASY INSTALL Options
- Adjustable Interior Track for EASY INSTALL Tie Downs
- Adjustable Perimeter Track for EASY INSTALL Options
- Integrated Rear Ramp with Beveled Edge
- 3-Piece Extruded Hinge System
- Exterior LED Lighting
- Extruded Aluminum Decking
- EASY Removable Aluminum Fenders
- Straight Pull Coupler
- Limited 5 Year Warranty



TRAILER MODEL	54 x 8 2.0 AR	54 x 10 2.0 AR	60 x 8 2.0 AR	60 x 10 2.0 AR	66 x 10 2.0 AR
Item Number	MU54X8AR-2.0	MU54X10AR-2.0	MU60X8AR-2.0	MU60X10AR-2.0	MU66X10AR-2.0
Subframe	2" x 3"	2" x 3"	2" x 3"	2" x 3"	2" x 3"
Floor Crossmembers	24" O/C	24" O/C	24" O/C	24" O/C	24" O/C
Deck WxL	50" x 96"	50" x 119"	56" x 96"	56" x 119"	62" x 119"
Overall WxL	76" x 150"	76" x 173"	82" x 150"	82" x 173"	88" x 173"
Deck Height	16"	16"	16"	16"	16"
Hitch Height	13"	13"	13"	13"	13"
Axle(s) - Qty/Rating	1-2200# Idler	1-2200# Idler	1-2200# Idler	1-2200# Idler	1-2200# Idler
GVWR	2200#	2200#	2200#	2200#	2200#
Wheels	13" Aluminum	13" Aluminum	13" Aluminum	13" Aluminum	13" Aluminum
Tires	175/80R13	175/80R13	175/80R13	175/80R13	175/80R13
Power Connection	4-Way Flat	4-Way Flat	4-Way Flat	4-Way Flat	4-Way Flat
Coupler Rating/Ball Size	6000# / 2"	6000# / 2"	6000# / 2"	6000# / 2"	6000# / 2"
Curb Weight	408#	458#	498#	542#	582#
Payload	1792#	1742#	1702#	1658#	1618#
BASE PRICE	\$2,306	\$2,470	\$2,324	\$2,572	\$2,769

POPULAR OPTIONS

RAMP OPTIONS

Bi-Fold Ramp Upgrade

JACKS & JACK ACCESSORIES

1200# Wheel Jack

1500# Wheel Jack

FLOORING OPTIONS

Upgrade to 5/4" Pressure Treated Decking Boards (From Extruded Aluminum; PBF)

TIRE/WHEEL ASSEMBLIES & ACCESSORIES

Spare 13" Aluminum Wheel w/ 175/80R13 Tire

Spare 14" Aluminum Wheel w/ 205/75R14 Tire

Downgrade to Silver Mods From Aluminum Rims

Upgrade to 14" Aluminum (Radial Ply; From 13" Aluminum; Open Trailers)

Upgrade to 15" Aluminum (Radial Ply; From 13" Aluminum; Open Trailers)

RAIL KIT OPTIONS (2.0) MODELS

EASY INSTALL 10" Solid Rail Kit for 54x8 (AR 2.0)

EASY INSTALL 10" Solid Rail Kit for 54x10 (AR 2.0)

EASY INSTALL 10" Solid Rail Kit for 60x8 (AR 2.0)

ITEM NUMBER

RAMPBIFOLDUP

JACK1200

JACK1500

FLOOR54PTDOWN

WHEELSP13A

WHEELSP14A205

WHEELUPALTOSM

WHEELUP13ATO14A

WHEELUP13ATO15A

RKEASY1054X8

RKEASY1054X10

RKEASY1060X8

PRICE

\$163

\$103

\$116

\$0

\$262

\$304

(\$58)

\$42

\$93

\$344

\$414

\$360

UOM

EA

EA

EA

PBF

EA

EA

EA

EA

EA

SET

SET

SET

RAIL KIT OPTIONS (2.0) MODELS

EASY INSTALL 10" Solid Rail Kit for 60x10 (AR 2.0)

EASY INSTALL 10" Solid Rail Kit for 66x10 (AR 2.0)

EASY INSTALL 14" Slatted Rail Kit for 54x8 (AR 2.0)

EASY INSTALL 14" Slatted Rail Kit for 54x10 (AR 2.0)

EASY INSTALL 14" Slatted Rail Kit for 60x8 (AR 2.0)

EASY INSTALL 14" Slatted Rail Kit for 60x10 (AR 2.0)

EASY INSTALL 14" Slatted Rail Kit for 66x10 (AR 2.0)

EASY INSTALL 2"x2" Removable Rail Kit (AR 2.0) (PBF)

RAIL KIT OPTIONS (2.0) MODELS

EASY INSTALL/ADJUST Spare Tire Mount (For AR or FA 2.0)

EASY INSTALL/ADJUST Stake Pocket Kit (AR or FA 2.0) Includes (4) Stake Pockets w/ Hardware

EASY INSTALL/ADJUST D-Ring Kit (For AR or FA 2.0) - Includes (4) 2,000lb D-Rings and Hardware

EASY INSTALL/ADJUST D-Ring (For AR or FA 2.0)

EASY INSTALL/ADJUST Drop Down Stabilizer Jacks (Pair) (For AR or FA 2.0)

EASY INSTALL/ADJUST Cooler Tray (For AR 2.0)

EASY INSTALL/ADJUST Tool Rack (For AR 2.0)

ITEM NUMBER

RKEASY1060X10

RKEASY1066X10

RKEASY1454X8

RKEASY1454X10

RKEASY1460X8

RKEASY1460X10

RKEASY1466X10

RKEASY2X2

EASYINSPAREMOUNT

EASYINSTAKEKIT

EASYINDRINGKIT

EASYINDRING

EASYINJACKS

EASYINCOOLERTRAY

EASYINTOOLRACK

PRICE

\$422

\$429

\$321

\$343

\$326

\$352

\$371

\$30

\$50

\$27

\$51

\$11

\$96

\$167

\$154

UOM

SET

SET

SET

SET

SET

SET

SET

PBF

EA

KIT

KIT

EA

PAIR

EA

EA



UTILITY [AR-2.0] 72/80-WIDE

STANDARD FEATURES

- All-Aluminum Construction
- Triple Tube Box Tube Tongue
- Dexter Torsion Idler Axle
- Adjustable Track for Perimeter EASY INSTALL Options
- Adjustable Interior Track for EASY INSTALL Tie Downs
- Adjustable Perimeter Track for EASY INSTALL Options
- Integrated Rear Ramp with Beveled Edge
- 4-Piece Extruded Hinge System
- Exterior LED Lighting
- Extruded Aluminum Decking
- EASY Removable Aluminum Fenders
- Straight Pull Coupler
- Limited 5 Year Warranty



TRAILER MODEL	72 X 10 2.0 AR	72 X 12 2.0 AR	80 X 12 2.0 AR	80 X 14 2.0 AR
Item Number	MU72x10AR-2.0	MU72x12AR-2.0	MU80x12AR-2.0	MU80x14AR-2.0
Subframe	2" x 3"	2" x 3"	2" x 3"	2" x 3"
Floor Crossmembers	24" O/C	24" O/C	24" O/C	24" O/C
Deck WxL	68" x 119"	68" x 146"	76" x 146"	76" x 169"
Overall WxL	94" x 173"	94" x 200"	102" x 200"	102" x 223"
Deck Height	17"	17"	17"	17"
Hitch Height	14"	14"	14"	14"
Axle(s) - Qty/Rating	1-3500# Idler	1-3500# Idler	1-3500# Idler	1-3500# Idler
GVWR	2990#	2990#	2990#	2990#
Wheels	14" Aluminum	14" Aluminum	14" Aluminum	14" Aluminum
Tires	205/75R14	205/75R14	205/75R14	205/75R14
Power Connection	4-Way Flat	4-Way Flat	4-Way Flat	4-Way Flat
Coupler Rating/Ball Size	6000# / 2"	6000# / 2"	6000# / 2"	6000# / 2"
Safety Chains	5000#	5000#	5000#	5000#
Curb Weight	667#	697#	730#	862#
Payload	2323#	2293#	2260#	2128#
BASE PRICE	\$3,116	\$3,280	\$3,448	\$3,672

POPULAR OPTIONS

RAMP OPTIONS

Bi-Fold Ramp Upgrade

JACKS & JACK ACCESSORIES

1200# Wheel Jack

1500# Wheel Jack

FLOORING OPTIONS

Upgrade to 5/4" Pressure Treated Decking Boards
(From Extruded Aluminum; PBF)

TIRE/WHEEL ASSEMBLIES & ACCESSORIES

Spare 14" Aluminum Wheel w/ 205/75R14 Tire

Downgrade to Silver Mods From Aluminum Rims

Upgrade to 15" Aluminum (Radial Ply; From 14" Aluminum Wheels; Open Trailers)

RAIL KIT OPTIONS (2.0) MODELS

EASY INSTALL 10" Solid Rail Kit for 72x10 (AR 2.0)

EASY INSTALL 10" Solid Rail Kit for 72x12 (AR 2.0)

EASY INSTALL 10" Solid Rail Kit for 80x12 (AR 2.0)

EASY INSTALL 10" Solid Rail Kit for 80x14 (AR 2.0)

EASY INSTALL 14" Slatted Rail Kit for 72x10 (AR 2.0)

ITEM NUMBER

RAMPBIFOLDUP

JACK1200

JACK1500

FLOOR54PTDOWN

WHEELSP14A205

WHEELUPALTOSM

WHEELUP14ATO15A

RKEASY1072X10

RKEASY1072X12

RKEASY1080X12

RKEASY1080X14

RKEASY1472X10

PRICE

\$163

\$103

\$116

\$0

\$304

(\$58)

\$83

\$439

\$481

\$490

\$523

\$394

UOM

EA

EA

EA

PBF

EA

EA

EA

SET

SET

SET

SET

SET

RAIL KIT OPTIONS (2.0) MODELS

EASY INSTALL 14" Slatted Rail Kit for 72x12 (AR 2.0)

EASY INSTALL 14" Slatted Rail Kit for 80x12 (AR 2.0)

EASY INSTALL 14" Slatted Rail Kit for 80x14 (AR 2.0)

EASY INSTALL 2"x2" Removable Rail Kit (AR 2.0)

(PBF)

EASY INSTALL Side Stow ATV Ramps w/ 10" Solid

Side Rail Kit (12") for (AR 2.0)

EASY INSTALL Side Stow ATV Ramps w/ 10" Solid

Side Rail Kit (14") for (AR 2.0)

EASY INSTALL / ADJUST OPTIONS

EASY INSTALL/ADJUST Spare Tire Mount (For AR

or FA 2.0)

EASY INSTALL/ADJUST Stake Pocket Kit (AR or FA

2.0) Includes (4) Stake Pockets w/ Hardware

EASY INSTALL/ADJUST D-Ring Kit (For AR or FA

2.0) - Includes (4) 2,000lb D-Rings and Hardware

EASY INSTALL/ADJUST D-Ring (For AR or FA 2.0)

EASY INSTALL/ADJUST Drop Down Stabilizer Jacks

(Pair) (For AR or FA 2.0)

EASY INSTALL/ADJUST Cooler Tray (For AR 2.0)

EASY INSTALL/ADJUST Tool Rack (For AR 2.0)

ITEM NUMBER

RKEASY1472X12

RKEASY1480X12

RKEASY1480X14

RKEASY2X2

RKEASYUTV12

RKEASYUTV14

EASYINSPAREMOUNT

EASYINSTAKEKIT

EASYINDRINGKIT

EASYINDRING

EASYINJACKS

EASYINCOOLERTRAY

EASYINTOOLRACK

PRICE

\$414

\$422

\$464

\$30

\$771

\$811

\$50

\$27

\$51

\$11

\$96

\$167

\$154

UOM

SET

SET

SET

PBF

SET

SET

EA

KIT

KIT

EA

PAIR

EA

EA



UTILITY [FA-2.0]

STANDARD FEATURES

- All-Aluminum Construction
- 2"x3" Box Tube Tongue
- Torsion Ride Idler Axle
- Adjustable Perimeter Track for EASY INSTALL Options
- Integrated Rear Ramp with Beveled Edge
- 4-Piece Extruded Hinge System
- Exterior LED Lighting
- Extruded Aluminum Decking
- Fixed 2"x2" Aluminum Side Rail Kit
- EASY Removable Aluminum Fenders
- Straight Pull Coupler
- Limited 5 Year Warranty



TRAILER MODEL	Fixed Rail 6.5 x 10	Fixed Rail 6.5 x 12	Fixed Rail 6.5 x 14
Item Number	MU6.5X10FA-2.0	MU6.5X12FA-2.0	MU6.5X14FA-2.0
Subframe	2" x 3"	2" x 3"	2" x 3"
Floor Crossmembers	24" O/C	24" O/C	24" O/C
Deck WxL	76" x 119"	76" x 146"	76" x 223"
Overall WxL	102" x 173"	102" x 200"	102" x 223"
Deck Height	17"	17"	17"
Hitch Height	14"	14"	14"
Axle(s) - Qty/Rating	1-3500# Idler	1-3500# Idler	1-3500# Idler
GVWR	2990#	2990#	2990#
Wheels	14" Aluminum	14" Aluminum	14" Aluminum
Tires	205/75R14	205/75R14	205/75R14
Power Connection	4-Way Flat	4-Way Flat	4-Way Flat
Coupler Rating/Ball Size	6000# / 2"	6000# / 2"	6000# / 2"
Safety Chains	(2) 5000#	(2) 5000#	(2) 5000#
Curb Weight	693#	773#	853#
Payload	2297#	2217#	2137#
BASE PRICE	\$3,387	\$3,582	\$3,958

POPULAR OPTIONS

RAMP OPTIONS

Bi-Fold Ramp Upgrade

ITEM NUMBER

RAMPBIFOLDUP

PRICE

\$163

UOM

EA

RAIL KIT OPTIONS (2.0) MODELS

FR Series EASY INSTALL 10" Solid Aluminum Rail Kit (6.5x14) (FA 2.0)
FR Series EASY INSTALL 17" Slatted Aluminum Rail Kit w/ Solid Front (6.5x10) (FA 2.0)
FR Series EASY INSTALL 17" Slatted Aluminum Rail Kit w/ Solid Front (6.5x12) (FA 2.0)
FR Series EASY INSTALL 17" Slatted Aluminum Rail Kit w/ Solid Front (6.5x14) (FA 2.0)

ITEM NUMBER

RKEASYFR106.5X14

PRICE

\$508

UOM

SET

JACKS & JACK ACCESSORIES

1200# Wheel Jack

1500# Wheel Jack

JACK1200

JACK1500

\$103

\$116

EA

EA

FR Series EASY INSTALL 17" Slatted Aluminum Rail Kit w/ Solid Front (6.5x10) (FA 2.0)
FR Series EASY INSTALL 17" Slatted Aluminum Rail Kit w/ Solid Front (6.5x12) (FA 2.0)
FR Series EASY INSTALL 17" Slatted Aluminum Rail Kit w/ Solid Front (6.5x14) (FA 2.0)

RKEASYFR176.5X10

\$578

SET

RKEASYFR176.5X12

\$634

SET

RKEASYFR176.5X14

\$669

SET

FLOORING OPTIONS

Upgrade to 5/4" Pressure Treated Decking Boards (From Extruded Aluminum; PBF)

FLOOR54PTDOWN

\$0

PBF

EASY INSTALL / ADJUST OPTIONS

EASY INSTALL/ADJUST Spare Tire Mount (For AR or FA 2.0)
EASY INSTALL/ADJUST Stake Pocket Kit (AR or FA 2.0) Includes (4) Stake Pockets w/ Hardware
EASY INSTALL/ADJUST D-Ring Kit (For AR or FA 2.0) - Includes (4) 2,000lb D-Rings and Hardware
EASY INSTALL/ADJUST D-Ring (For AR or FA 2.0)
EASY INSTALL/ADJUST Drop Down Stabilizer Jacks (Pair) (For AR or FA 2.0)

EASYINSPAREMOUNT

\$50

EA

EASYINSTAKEKIT

\$27

KIT

EASYINDRINGKIT

\$51

KIT

EASYINDRING

\$11

EA

EASYINJACKS

\$96

PAIR

RAIL KIT OPTIONS (2.0) MODELS

FR Series EASY INSTALL 10" Solid Aluminum Rail Kit (6.5x10) (FA 2.0)

RKEASYFR106.5X10

\$429

SET

FR Series EASY INSTALL 10" Solid Aluminum Rail Kit (6.5x12) (FA 2.0)

RKEASYFR106.5X12

\$467

SET



UTILITY [FA TILT-2.0]

STANDARD FEATURES

- All-Aluminum Construction
- 2"x3" Box Tube Tongue
- Torsion Ride Idler Axle
- Adjustable Perimeter Track for EASY INSTALL Options
- Tilt System with Hydraulic Dampener System
- Exterior LED Lighting
- Extruded Aluminum Decking
- Fixed 2"x2" Aluminum Side Rail Kit
- EASY Removable Aluminum Fenders
- Straight Pull Coupler
- Limited 5 Year Warranty



TRAILER MODEL	Fixed Rail Tilt 6.5 x 12	Fixed Rail Tilt 6.5 x 14	Fixed Rail Tilt 6.5 x 14 5K
Item Number	MU6.5x12FA-TILT-2.0	MU6.5x14FA-TILT-2.0	MU6.5x14FA-TILT-2.0-5K
Subframe	2" x 3"	2" x 3"	2" x 3"
Floor Crossmembers	24" O/C	24" O/C	24" O/C
Deck WxL	76" x 146"	76" x 169"	76" x 169"
Overall WxL	102" x 200"	102" x 223"	102" x 223"
Deck Height	17"	17"	17"
Hitch Height	14"	14"	14"
Axle(s) - Qty/Rating	1-3500# Idler	1-3500# Idler	1-5200# Braked
GVWR	2990#	2990#	4400#
Wheels	14" Aluminum	14" Aluminum	15" Aluminum
Tires	205/75R14	205/75R14	225/75R15
Power Connection	4-Way Flat	4-Way Flat	4-Way Flat
Coupler Rating/Ball Size	6000# / 2"	6000# / 2"	6000# / 2"
Safety Chains	(2) 5000#	(2) 5000#	(2) 5000#
Curb Weight	480#	560#	754#
Payload	2510#	2430#	3646#
BASE PRICE	\$3,941	\$4,440	\$5,717

POPULAR OPTIONS

TIRE/WHEEL ASSEMBLIES & ACCESSORIES

Spare 14" Aluminum Wheel w/ 205/75R14 Tire
 Spare 15" Aluminum Wheel w/ 205/75R15 Tire
 Spare 15" Aluminum Wheel w/ 225/75R15 Tire (6-Lug)
 Downgrade to Silver Mods From Aluminum Rims
 Upgrade to 15" Aluminum (Radial Ply; From 14" Aluminum Wheels; Open Trailers)

ITEM NUMBER

WHEELSP14A205
 WHEELSP15A205
 WHEELSP15A225
 WHEELUPALTOSM
 WHEELUP14ATO15A

PRICE

\$304
 \$326
 \$374
 (\$58)
 \$83

UOM

EA
 EA
 EA
 EA
 EA

RAIL KIT OPTIONS (2.0) MODELS

FR Series EASY INSTALL 17" Slatted Aluminum Rail Kit w/ Solid Front (6.5x14) (FA 2.0)

EASY INSTALL / ADJUST OPTIONS

EASY INSTALL/ADJUST Spare Tire Mount (For AR or FA 2.0)
 EASY INSTALL/ADJUST Stake Pocket Kit (AR or FA 2.0) Includes (4) Stake Pockets w/ Hardware
 EASY INSTALL/ADJUST D-Ring Kit (For AR or FA 2.0) - Includes (4) 2,000lb D-Rings and Hardware
 EASY INSTALL/ADJUST D-Ring (For AR or FA 2.0)
 EASY INSTALL/ADJUST Drop Down Stabilizer Jacks (Pair) (For AR or FA 2.0)

ITEM NUMBER

RKEASYFR176.5X14

 EASYINSPAREMOUNT
 EASYINSTAKEKIT
 EASYINDRINGKIT
 EASYINDRING
 EASYINJACKS

PRICE

\$669

 \$50
 \$27
 \$51
 \$11
 \$96

UOM

SET

 EA
 KIT
 KIT
 EA
 PAIR

RAIL KIT OPTIONS (2.0) MODELS

FR Series EASY INSTALL 10" Solid Aluminum Rail Kit (6.5x12) (FA 2.0)
 FR Series EASY INSTALL 10" Solid Aluminum Rail Kit (6.5x14) (FA 2.0)
 FR Series EASY INSTALL 17" Slatted Aluminum Rail Kit w/ Solid Front (6.5x12) (FA 2.0)

RKEASYFR106.5X12
 RKEASYFR106.5X14
 RKEASYFR176.5X12

\$467
 \$508
 \$634

SET
 SET
 SET



UTILITY [TANDEM AXLE FA-2.0]

STANDARD FEATURES

- All-Aluminum Construction
- Torsion Ride Braked Axles
- Adjustable Perimeter Track for EASY INSTALL Options
- Integrated Rear Ramp with Beveled Edge
- 4-Piece Extruded Hinge System
- Exterior LED Lighting
- Extruded Aluminum Decking
- Fixed 2"x2" Aluminum Side Rail Kit
- EASY Removable Aluminum Fenders
- Straight Pull Coupler
- Limited 5 Year Warranty



TRAILER MODEL	Tandem FA 6.5x14	Tandem FA 6.5x16	Tandem FA 6.5x18	Tandem FA 6.5x20
Item Number	MU6.5x14FA-TA-2.0	MU6.5x16FA-TA-2.0	MU6.5x18FA-TA-2.0	MU6.5x20FA-TA-2.0
Subframe	2" x 5"	2" x 5"	2" x 5"	2" x 5"
Floor Crossmembers	24" O/C	24" O/C	24" O/C	24" O/C
Deck WxL	76" x 169"	76" x 192"	76" x 215"	76" x 239"
Overall WxL	102" x 223"	102" x 246"	102" x 269"	102" x 292"
Deck Height	17"	17"	17"	17"
Hitch Height	14"	14"	14"	14"
Axle(s) - Qty/Rating	2-3500# Braked	2-3500# Braked	2-3500# Braked	2-3500# Braked
GVWR	7000#	7000#	7000#	7000#
Wheels	14" Aluminum	14" Aluminum	14" Aluminum	14" Aluminum
Tires	205/75R14	205/75R14	205/75R14	205/75R14
Power Connection	7-Way Round	7-Way Round	7-Way Round	7-Way Round
Coupler Rating/Ball Size	/ 2"	/ 2"	/ 2"	/ 2"
Jack	1500# Wheel Jack	1500# Wheel Jack	1500# Wheel Jack	1500# Wheel Jack
Safety Chains	(2) 7800#	(2) 7800#	(2) 7800#	(2) 7800#
Curb Weight	1134#	1168#	1202#	1236#
Payload	5866#	5832#	5798#	5764#
BASE PRICE	\$6,477	\$6,723	\$6,969	\$7,507

POPULAR OPTIONS

RAMP OPTIONS

Bi-Fold Ramp Upgrade
Upgrade to Slide Out 4000# Ramp Kit (F/A Models Only) (Replaces Fold Down Ramp; Includes U-Channel)

ITEM NUMBER

RAMPBIFOLDUP
RAMPUP4000POKT

PRICE

\$163
\$335

UOM

EA
KIT

TIE DOWN OPTIONS

Stainless Steel 6000# Recessed Swivel D-Ring w/ Backing Plate (Installed)

ITEM NUMBER

DRING6000SS

PRICE

\$69

UOM

EA

TIRE/WHEEL ASSEMBLIES & ACCESSORIES

Spare 14" Aluminum Wheel w/ 205/75R14 Tire
Spare 15" Aluminum Wheel w/ 205/75R15 Tire
Downgrade to Silver Mods From Aluminum Rims
Upgrade to 15" Aluminum (Radial Ply; From 14" Aluminum Wheels; Open Trailers)

WHEELSP14A205
WHEELSP15A205
WHEELUPALTOSM
WHEELUP14ATO15A

\$304
\$326
(\$58)
\$83

EA
EA
EA
EA

EASY INSTALL / ADJUST OPTIONS

EASY INSTALL/ADJUST Spare Tire Mount (For AR or FA 2.0)
EASY INSTALL/ADJUST Stake Pocket Kit (AR or FA 2.0) Includes (4) Stake Pockets w/ Hardware
EASY INSTALL/ADJUST D-Ring Kit (For AR or FA 2.0) - Includes (4) 2,000lb D-Rings and Hardware
EASY INSTALL/ADJUST D-Ring (For AR or FA 2.0)
EASY INSTALL/ADJUST Drop Down Stabilizer Jacks (Pair) (For AR or FA 2.0)

EASYINSPAREMOUNT

\$50

EA

EASYINSTAKEKIT

\$27

KIT

EASYINDRINGKIT

\$51

KIT

EASYINDRING

\$11

EA

EASYINJACKS

\$96

PAIR

TIE DOWN OPTIONS

5000# Recessed Heavy Duty D-Ring w/ Backing Plate (Installed)

DRING5000DP

\$47

EA



UTILITY [SSR]

STANDARD FEATURES

- All-Aluminum Construction
- Straight Pull Tongue
- Leaf Spring Straight Idler Axle
- Integrated Aluminum Rear Ramp
- Exterior LED Lighting
- 1/2" Marine Tech Plywood Decking
- Fixed 20" Sides w/ .086" Skin
- Welded Aluminum Fenders
- 2" Coupler w/ 5000# Safety Chains
- Limited 1 Year Warranty



TRAILER MODEL	5 x 8 SSR Utility	5 x 10 SSR Utility	6 x 12 SSR Utility
Item Number	MU5X8SSR	MU5X10SSR	MU6x12SSR
Subframe	2" x 3"	2" x 3"	2" x 3"
Floor Crossmembers	24" O/C	24" O/C	24" O/C
Deck WxL	57" x 94-1/2"	57" x 118-1/2"	69" x 142-1/2"
Overall WxL	82" x 12'	82" x 14'	94" x 16'
Deck Height	20"	20"	20"
Hitch Height	16"	16"	16"
Axle(s) - Qty/Rating	1-2200# Idler	1-2200# Idler	1-2200# Idler
GVWR	2200#	2200#	2200#
Wheels	13" Silver Mod	13" Silver Mod	13" Silver Mod
Tires	175/80R13	175/80R13	175/80R13
Power Connection	4-Way Flat	4-Way Flat	4-Way Flat
Coupler Rating/Ball Size	/ 2"	/ 2"	/ 2"
Safety Chains	(2) 5000#	(2) 5000#	(2) 5000#
Curb Weight	400#	415#	435#
Payload	1800#	1785#	1765#
BASE PRICE	\$2,554	\$2,754	\$3,074

POPULAR OPTIONS

RAMP OPTIONS

Upgrade to Bi-Fold Ramp

ITEM NUMBER

RAMPBIFOLDUP

PRICE

\$163

UOM

EA

TIE DOWN OPTIONS

Surface Mount D-Rings
Heavy Duty Recessed D-Rings

ITEM NUMBER

DRINGSURFACE
DRING5000DP

PRICE

\$29
\$47

UOM

EA
EA

FLOORING OPTIONS

Upgrade to Extruded Aluminum Decking
Upgrade to 5/4" Pressure Treated Decking

FLOOREXTRUDED
FLOOR54PT

\$86
\$18

PLF
PBF

SPECIAL PACKAGES

Northern Package SA - Bi-Fold Ramp (w/ Solid Bottom 20"), Reinforced Sides
Northern Package TA - Bi-Fold Ramp (w/ Solid Bottom 20"), Reinforced Sides & Tandem Idler Upgrade #2990 GVWR, w/15" Silver Mods

SSRSAPKG

\$313

PKG

SSRTAPKG

\$1,138

PKG

TIRE/WHEEL ASSEMBLIES & ACCESSORIES

Spare 13" Silver Mod (175/R8013")
Spare 15" Gloss Black Mod w/ 205/75R15 Tire
Spare 13" Aluminum (175/R13")
Spare 15" Aluminum Wheel w/ 205/75R15 Tire
Upgrade to 13" Aluminum Rims
Upgrade to 15" Silver Mod (Radial; From 13" Silver Mod Wheels)
Upgrade to 15" Aluminum from 15" Silver Mod
Tongue Mounted Spare Tire Holder (Bolt-On)

WHEELSP13SILV
WHEELSP15GB205
WHEELSP13A
WHEELSP15A205
WHEELUP13ST013A
WHEELUP13ST015S
WHEELUP15ST015A
WHEELMOUNTBOLT

\$185
\$187
\$262
\$326
\$131
\$51
\$143
\$45

EA
EA
EA
EA
EA
EA
EA
EA

JACKS & JACK ACCESSORIES

1200# Wheel Jack
Stabilizer Jacks

JACK1200
STABJACK

\$103
\$117

EA
PAIR



UTILITY [SSHD] HEAVY DUTY SOLID UTILITY TRAILERS

STANDARD FEATURES

- All-Aluminum Construction
- Wishbone Tongue
- Torsion Idler Axle
- 2.0 Version Fold Down Ramp w/Welded Hinge Points & Tapered End Design
- Exterior LED Lighting
- 5/4 Pressure Treated Decking
- Fixed 24" Sides w/ .090" Aluminum Skin and Tube Tie Rail
- Welded Aluminum Fenders w/ Steps
- 2" Coupler w/ 5000# Safety Chains
- Limited 4 Year Warranty

TRAILER MODEL	5 x 8 SSHD Utility	5 x 10 SSHD Utility	6 x 12 SSHD Utility
Item Number	MU5X8SSHD	MU5X10SSHD	MU6x12SSHD
Subframe	2" x 3"	2" x 3"	2" x 3"
Floor Crossmembers	18" O/C	18" O/C	18" O/C
Deck WxL	57" x 98"	57" x 118-1/2"	69" x 142-1/2"
Overall WxL	81-3/4" x 12'	81-3/4" x 14'	94" x 16'
Deck Height	18-7/16"	18-7/16"	18-7/16"
Hitch Height	12"	12"	12"
Axle(s) - Qty/Rating	1-3500# Idler	1-3500# Idler	1-3500# Idler
GVWR	2990#	2990#	2990#
Wheels	15" Gloss Black Mod	15" Gloss Black Mod	15" Gloss Black Mod
Tires	205/75R15	205/75R15	205/75R15
Power Connection	4-Way Flat	4-Way Flat	4-Way Flat
Coupler Rating/Ball Size	/ 2"	/ 2"	/ 2"
Jack	1200# Wheel Jack	1200# Wheel Jack	1200# Wheel Jack
Safety Chains	(2) 5000#	(2) 5000#	(2) 5000#
Curb Weight	TBD	TBD	TBD
Payload	TBD	TBD	TBD
BASE PRICE	\$3,145	\$3,413	\$4,094

POPULAR OPTIONS

RAMP OPTIONS

Upgrade to Bi-Fold Ramp

ITEM NUMBER

RAMPBIFOLDUP

PRICE

\$163

UOM

EA

TIE DOWN OPTIONS

Surface Mount D-Rings
Heavy Duty Recessed D-Rings

ITEM NUMBER

DRINGSURFACE
DRING5000DP

PRICE

\$29
\$47

UOM

EA
EA

FLOORING OPTIONS

Upgrade to Extruded Aluminum Decking

FLOOREXTRUDED

\$86

PLF

SPECIAL PACKAGES

Exterior Powder Coat Package (SSHD Utility Only) (PBF)

PKGPOWDERSSHD

\$35

PBF

TIRE/WHEEL ASSEMBLIES & ACCESSORIES

Spare 15" Gloss Black Mods (205/75R15)
Spare 15" Aluminum Wheel w/ 205/75R15 Tire
Upgrade to 15" Aluminum from 15" Silver Mod
Tongue Mounted Spare Tire Holder (Bolt-On)

WHEELSP15GB205
WHEELSP15A205
WHEELUP15ST015A
WHEELMOUNTBOLT

\$187
\$326
\$143
\$45

EA
EA
EA
EA

JACKS & JACK ACCESSORIES

Stabilizer Jacks

STABJACK

\$117


PAIR



UTILITY [WR-2.0] 60/66-WIDE

STANDARD FEATURES

- All-Aluminum Construction
- 2"x4" Box Tube Tongue
- Leaf Spring Idler Straight Axle
- Integrated Aluminum Fold Down Ramp
- 3-Piece Extruded Hinge System
- Exterior LED Lighting
- Decking: 2"x8" Heat Treated Planking
- 2"x2" Rail Kit
- Aluminum Fenders
- 6000# Coupler w/ 2" Ball
- Limited 4 Year Warranty



TRAILER MODEL	60 x 8 Wood Deck	60 x 10 Wood Deck	66 x 10 Wood Deck
Item Number	MU60x8WR-2.0	MU60x10WR-2.0	MU66x10WR-2.0
Subframe	2" x 4"	2" x 4"	2" x 4"
Floor Crossmembers	24" O/C	24" O/C	24" O/C
Deck WxL	60" x 96"	60" x 120"	66" x 120"
Overall WxL	80" x 174"	80" x 198"	86" x 198"
Deck Height	18"	18"	18"
Hitch Height	15"	15"	15"
Axle(s) - Qty/Rating	1-3500# Idler	1-3500# Idler	1-3500# Idler
GVWR	2990#	2990#	2990#
Wheels	15" Gloss Black Mod	15" Gloss Black Mod	15" Gloss Black Mod
Tires	205/75R15	205/75R15	205/75R15
Power Connection	4-Way Flat	4-Way Flat	4-Way Flat
Coupler Rating/Ball Size	6000# / 2"	6000# / 2"	6000# / 2"
Jack	2000# Center Jack	2000# Center Jack	2000# Center Jack
Safety Chains			
Curb Weight	663#	696#	756#
Payload	2327#	2294#	2234#
BASE PRICE	\$2,172	\$2,325	\$2,453

POPULAR OPTIONS

RAMP OPTIONS

Upgrade to Bi-Fold Ramp

FLOORING OPTIONS

Upgrade to Extruded Aluminum Floor (Open Utility, 2.0 Model, PBF)

TIRE/WHEEL ASSEMBLIES & ACCESSORIES

Spare 15" Gloss Black Mods (205/75R15")
Spare 15" Aluminum Wheel w/ 205/75R15 Tire
Upgrade to 15" Aluminum from 15" Silver Mod
Tongue Mounted Spare Tire Holder (Bolt-On)

ITEM NUMBER

RAMPBIFOLDUP

FLOOREXTRUDED2.0

WHEELSP15GB205

WHEELSP15A205

WHEELUP15ST015A

WHEELMOUNTBOLT

PRICE

\$163

\$58

\$187

\$326

\$143

\$45

UOM

EA

PBF

EA

EA

EA

EA

TIE DOWN OPTIONS

Surface Mount D-Rings
Heavy Duty Recessed D-Rings
Zinc 6000# Recessed Swivel D-Ring w/ Backing Plate (Installed)

RAIL KIT OPTIONS (R-W)

Upgrade to PT Solid Rail Kit (PBF)
Upgrade 2"x2" Fixed Rail Kit to Solid Diamond Plate (PBF)

ITEM NUMBER

DRINGSURFACE

DRING5000DP

DRING6000Z

RKPTSOL

RKUPDP

PRICE

\$29

\$47

\$52

\$25

\$27

UOM

EA

EA

EA

PBF


PBF



UTILITY [WR-2.0] 72/80-WIDE

STANDARD FEATURES

- All-Aluminum Construction
- 2"x4" Box Tube Tongue
- Leaf Spring Idler Straight Axle
- Integrated Aluminum Fold Down Ramp
- 4-Piece Extruded Hinge System
- Exterior LED Lighting
- Decking: 2"x8" Heat Treated Planking
- 2"x2" Rail Kit
- Aluminum Fenders
- 6000# Coupler w/ 2" Ball
- Limited 4 Year Warranty



TRAILER MODEL	72 x 10 Wood Deck	72 x 12 Wood Deck	72 x 14 Wood Deck	80 x 10 Wood Deck	80 x 12 Wood Deck	80 x 14 Wood Deck
Item Number	MU72x10WR-2.0	MU72x12WR-2.0	MU72x14WR-2.0	MU80x10WR-2.0	MU80x12WR-2.0	MU80x14WR-2.0
Subframe	2" x 4"	2" x 4"	2" x 4"	2" x 4"	2" x 4"	2" x 4"
Floor Crossmembers	24" O/C	24" O/C	24" O/C	24" O/C	24" O/C	24" O/C
Deck WxL	72" x 120"	72" x 144"	72" x 168"	80" x 120"	80" x 144"	80" x 168"
Overall WxL	94" x 198"	94" x 222"	94" x 246"	100" x 198"	100" x 222"	100" x 246"
Deck Height	18"	18"	18"	18"	18"	18"
Hitch Height	15"	15"	15"	15"	15"	15"
Axle(s) - Qty/Rating	1-3500# Idler	1-3500# Idler	1-3500# Idler	1-3500# Idler	1-3500# Idler	1-3500# Idler
GVWR	2990#	2990#	2990#	2990#	2990#	2990#
Wheels	15" Gloss Black Mod	15" Gloss Black Mod	15" Gloss Black Mod	15" Gloss Black Mod	15" Gloss Black Mod	15" Gloss Black Mod
Tires	205/75R15	205/75R15	205/75R15	205/75R15	205/75R15	205/75R15
Power Connection	4-Way Flat	4-Way Flat	4-Way Flat	4-Way Flat	4-Way Flat	4-Way Flat
Coupler Rating/Ball Size	6000# / 2"	6000# / 2"	6000# / 2"	6000# / 2"	6000# / 2"	6000# / 2"
Jack	2000# Center Jack	2000# Center Jack	2000# Center Jack	2000# Center Jack	2000# Center Jack	2000# Center Jack
Safety Chains						
Curb Weight	756#	796#	836#	906#	944#	982#
Payload	2234#	2194#	2154#	2084#	2046#	2008#
BASE PRICE	\$2,525	\$2,722	\$2,952	\$2,770	\$2,807	\$3,085

POPULAR OPTIONS

RAMP OPTIONS

Upgrade to Bi-Fold Ramp

FLOORING OPTIONS

Upgrade to Extruded Aluminum Floor (Open Utility, 2.0 Model, PBF)

TIRE/WHEEL ASSEMBLIES & ACCESSORIES

Spare 15" Gloss Black Mods (205/75R15")
Spare 15" Aluminum Wheel w/ 205/75R15 Tire
Upgrade to 15" Aluminum from 15" Silver Mod
Tongue Mounted Spare Tire Holder (Bolt-On)

ITEM NUMBER
RAMPBIFOLDUP

PRICE
\$163

UOM
EA

FLOOREXTRUDED2.0

\$58

PBF

WHEELSP15GB205
WHEELSP15A205
WHEELUP15STO15A
WHEELMOUNTBOLT

\$187
\$326
\$143
\$45

EA
EA
EA
EA

TIE DOWN OPTIONS

Surface Mount D-Rings
Heavy Duty Recessed D-Rings
Zinc 6000# Recessed Swivel D-Ring w/ Backing Plate (Installed)

RAIL KIT OPTIONS (R-W)

Add ATV Side Ramp Kit (On WR 2.0 Models, 12'+)
Upgrade to PT Solid Rail Kit (PBF)
Upgrade 2"x2" Fixed Rail Kit to Solid Diamond Plate (PBF)

ITEM NUMBER
DRINGSURFACE
DRING5000DP
DRING6000Z

PRICE
\$29
\$47
\$52

UOM
EA
EA
EA

RAMPATVWR2.0
RKPTSOL
RKUPDP

\$244
\$25
\$27

PKG
PBF
PBF



UTILITY LANDSCAPE [WOOD DECK 2.0]

STANDARD FEATURES

- All-Aluminum Construction
- 4" Drop Leaf Spring Axles
- Integrated Aluminum Rear Ramp
- 4-Piece Extruded Hinge System
- Recessed LED Marker Lights
- Decking: 2"x8" Heat Treated Planking
- 2"x2" Rail Kit
- Welded Aluminum Fenders
- 2" Straight Pull Coupler
- (2) 7800# Safety Chains
- Limited 4 Year Warranty



TRAILER MODEL	Landscape 6.5x12	Landscape 6.5x14	Landscape 6.5x16	Landscape 6.5x18	Landscape 6.5x20
Item Number	MLS6.5X12-2.0	MLS6.5X14-2.0	MLS6.5X16-2.0	MLS6.5X18-2.0	MLS6.5X20-2.0
Subframe	2" x 5"	2" x 5"	2" x 5"	2" x 5"	2" x 5"
Floor Crossmembers	24" O/C	24" O/C	24" O/C	24" O/C	24" O/C
Deck WxL	80" x 144"	80" x 168"	80" x 192"	80" x 216"	80" x 240"
Overall WxL	102" x 192"	102" x 216"	102" x 240"	102" x 264"	102" x 288"
Deck Height	19"	19"	19"	19"	19"
Hitch Height	16"	16"	16"	16"	16"
Axle(s) - Qty/Rating	2-3500# Braked	2-3500# Braked	2-3500# Braked	2-3500# Braked	2-3500# Braked
GVWR	6000#	6000#	6000#	6000#	6000#
Wheels	15" Gloss Black Mod	15" Gloss Black Mod	15" Gloss Black Mod	15" Gloss Black Mod	15" Gloss Black Mod
Tires	205/75R15	205/75R15	205/75R15	205/75R15	205/75R15
Power Connection	7-Way Round	7-Way Round	7-Way Round	7-Way Round	7-Way Round
Coupler Rating/Ball Size	/ 2"	/ 2"	/ 2"	/ 2"	/ 2"
Jack	1500# Wheel Jack	1500# Wheel Jack	1500# Wheel Jack	1500# Wheel Jack	1500# Wheel Jack
Safety Chains	(2) 7800#	(2) 7800#	(2) 7800#	(2) 7800#	(2) 7800#
Curb Weight	1297#	1392#	1487#	1582#	1682#
Payload	4133#	4228#	4323#	4418#	TBD
BASE PRICE	\$4,436	\$4,635	\$4,813	\$5,157	\$5,841

POPULAR OPTIONS

RAMP OPTIONS

Bi-Fold Ramp Upgrade

FLOORING OPTIONS

Upgrade to Extruded Aluminum Floor (Open Utility, 2.0 Model, PBF)

TIRE/WHEEL ASSEMBLIES & ACCESSORIES

Spare 15" Gloss Black Mods w/ 205/75R15 Tire
Spare 15" Aluminum Wheel w/ 205/75R15 Tire
Upgrade to 15" Aluminum (Radial; From 15" Silver Mod Radial Wheels)
Bolt-On Spare Tire Carrier (Tongue-Mounted)

ACCESSORIES

Tongue-Mounted Diamond Plate Toolbox (Lockable; Large) ** Requires Wishbone Tongue **
Stabilizer Jacks (Installed; Pair)

ITEM NUMBER

RAMPBIFOLDUP

FLOOREXTRUDED2.0

WHEELSP15GB205

WHEELSP15A205

WHEELUP15STO15A

WHEELMOUNTBOLT

DPTOOLBOXLG

STABJACK

PRICE

\$163

\$58

\$187

\$326

\$143

\$45

\$455

\$117

UOM

EA

PBF

EA

EA

EA

EA

EA

PAIR

TIE DOWN OPTIONS

Light Duty Surface-Mounted D-Ring (Installed)
5000# Recessed Heavy Duty D-Ring w/ Backing Plate (Installed)
Zinc 6000# Recessed Swivel D-Ring w/ Backing Plate (Installed)

RAIL KIT OPTIONS (R-W)

Upgrade to PT Solid Rail Kit (PBF)
Upgrade 2"x2" Fixed Rail Kit to Solid Diamond Plate (PBF)
Add ATV Side Ramp Kit (On ULS 2.0 Models, 14'+)
Add Side Load Ramp to Landscape 2.0 (14'+)

ITEM NUMBER

DRINGSURFACE

DRING5000DP

DRING6000Z

RKPTSOL

RKUPDP

RAMPATVWR2.0

RAMPSIDEUP

PRICE

\$29

\$47

\$52

\$25

\$27

\$244

\$267

UOM

EA

EA

EA

PBF

PBF

PKG

PKG



DECKOVER EQUIPMENT (Light Duty) LOBSTER TRAP TRAILER

STANDARD FEATURES

- All-Aluminum Construction
- Dexter Torsion Ride Axles
- (6) Surface Mounted D-Rings (16')
- (8) Surface Mounted D-Rings (20')
- Recessed LED Marker Lights
- 5/4" Pressure Treated Planking
- HD Stake Pockets (Full Perimeter)
- 6000# Coupler w/ 2" Ball (16' & 20')
- 12500# Coupler w/ 2-5/16" Ball (20' - 5.2K)
- (2) 5000# Safety Chains (16' & 20')
- (2) 7800# Safety Chains (20' - 5K)
- Limited 4 Year Warranty



TRAILER MODEL	Deckover Lite 101x16	Deckover Lite 101x20	Deckover Lite 101x20 5.2K
Item Number	MDO101X16LD	MDO101X20LD	MDO101X20LD-5K
Subframe	2" x 5"	2" x 5"	2" x 6"
Floor Crossmembers	24" O/C	24" O/C	24" O/C
Deck WxL	101" x 16'	101" x 20'	101" x 20'
Overall WxL	102" x 20'	102" x 24'	102" x 24'
Deck Height	TBD	TBD	TBD
Hitch Height	TBD	TBD	TBD
Axle(s) - Qty/Rating	2-3500# Braked	2-3500# Braked	2-5200# Braked
GVWR	6000#	6000#	9900#
Wheels	15" Gloss Black Mod	15" Gloss Black Mod	15" Gloss Black Mod
Tires	205/75R15	205/75R15	225/75R15
Power Connection	7-Way Round	7-Way Round	7-Way Round
Coupler Rating/Ball Size	6000# / 2"	6000# / 2"	12500# / 2-5/16"
Jack	1200# Wheel Jack	1200# Wheel Jack	1200# Wheel Jack
Safety Chains	(2) 5000#	(2) 5000#	(2) 7800#
Curb Weight	1397#	1575#	1575#
Payload	4603#	4425#	4425#
BASE PRICE	\$5,384	\$5,897	\$9,132

POPULAR OPTIONS

RAMP OPTIONS

Add (2) 6' Car hauler Grade Pull Out Ramps ** For Light Deckover Models **

FLOORING OPTIONS

Upgrade to Extruded Aluminum Decking

TIRE/WHEEL ASSEMBLIES & ACCESSORIES

Spare 15" Gloss Black Mod w/ 205/75R15 Tire
Spare 15" Aluminum Wheel w/ 205/75R15 Tire
Spare 15" Gloss Black Mod 225/75R15 Tire (6-Lug)
Upgrade to 15" Aluminum from 15" Silver Mod
Upgrade to 15" 225 Aluminum Wheels (Radial; From 15" 225 Silver Mod Radial)

ITEM NUMBER

RAMP6CHDO

FLOOREXTRUDED

WHEELSP15GB205

WHEELSP15A205

WHEELSP15GB225

WHEELUP15STO15A

WHEELUP15S225TO15A225

PRICE

\$910

\$86

\$187

\$326

\$232

\$143

\$143

UOM

EA

PLF

EA

EA

EA

EA

EA

TIRE/WHEEL ASSEMBLIES & ACCESSORIES

Tongue Mounted Spare Tire Holder (Bolt-On)

TIE DOWN OPTIONS

Surface Mount D-Rings
Heavy Duty Recessed D-Rings
Zinc 6000# Recessed Swivel D-Ring w/ Backing Plate (Installed)

ACCESSORIES

Tongue-Mounted Diamond Plate Toolbox (Lockable; Large) ** Requires Wishbone Tongue **
Stabilizer Jacks (Installed; Pair)

ITEM NUMBER

WHEELMOUNTBOLT

DRINGSURFACE

DRING5000DP

DRING6000Z

DPTOOLBOXLG

STABJACK

PRICE

\$45

\$29

\$47

\$52

\$455

\$117

UOM

EA

EA

EA

EA

EA

PAIR



UTILITY [DECKOVER] 14K CG

STANDARD FEATURES

- All-Aluminum Construction
- Beavertail Construction
- Dexter Torsion Ride Axles
- (4) 6000# Recessed Swivel D-Rings
- Adjustable HD Flip Up Ramps (16"x5')
- Recessed LED Marker Lights
- Extruded Aluminum Decking
- HD Stake Pockets (Full Perimeter)
- Fixed 2"x2" Front Bumper Rail
- 15000# 2-5/16" Adjustable Coupler
- (2) 15000# Safety Chains
- Limited Lifetime Warranty



TRAILER MODEL	Deckover 101x18 14K	Deckover 101x20 14K	Deckover 101x22 14K	Deckover 101x24 14K
Item Number	MDO101x18-14K	MDO101x20-14K	MDO101x22-14K	MDO101x24-14K
Subframe	2" x 8"	2" x 8"	2" x 8"	2" x 8"
Floor Crossmembers	16" O/C	16" O/C	16" O/C	16" O/C
Deck WxL	101" x 18'	101" x 20'	101" x 22'	101" x 24'
Overall WxL	102" x 22'	102" x 24'	102" x 26'	102" x 28'
Deck Height	36"	36"	36"	36"
Hitch Height	24" - 32" Adjustable	24" - 32" Adjustable	24" - 32" Adjustable	24" - 32" Adjustable
Axle(s) - Qty/Rating	2-7000# Braked	2-7000# Braked	2-7000# Braked	2-7000# Braked
GVWR	14000#	14000#	14000#	14000#
Wheels	16" Aluminum	16" Aluminum	16" Aluminum	16" Aluminum
Tires	235/80R16	235/80R16	235/80R16	235/80R16
Power Connection	7-Way Round	7-Way Round	7-Way Round	7-Way Round
Coupler Rating/Ball Size	15000# / 2-5/16"	15000# / 2-5/16"	15000# / 2-5/16"	15000# / 2-5/16"
Jack	8K Drop Jack	8K Drop Jack	8K Drop Jack	8K Drop Jack
Safety Chains	(2) 15000#	(2) 15000#	(2) 15000#	(2) 15000#
Curb Weight	TBD	TBD	2940#	TBD
Payload	TBD	TBD	11060#	TBD
BASE PRICE	\$12,629	\$12,901	\$13,574	\$14,439

POPULAR OPTIONS

RAMP OPTIONS

Upgrade to HD Flip-Up Ramps (From Pull Out Ramps)
 Upgrade to 6' Car Hauler Grade Stowaway Ramps
 (Replaces HD Flip-Up Ramps)

CONSTRUCTION OPTIONS

Gooseneck Upgrade for Open Trailers
 Upgrade to 3" Adjustable Pintle Hitch (From 2-5/16" Coupler)

TIRE/WHEEL ASSEMBLIES & ACCESSORIES

Spare 16" Silver Mod Wheel w/ 235/80R16 Tire
 Spare 16" Aluminum Wheel w/ 235/80R16 Tire
 Bolt-On Spare Tire Carrier (Tongue-Mounted)

ITEM NUMBER

RAMPHDFLIPUPUP
 RAMPPATRIOTUP

GNOPENUP
 COUPLER2516ATOPINTLE

WHEELSP16SILV235
 WHEELSP16A235
 WHEELMOUNTBOLT

PRICE

\$231
 \$241

\$2,094
 \$295

\$309
 \$496
 \$45

UOM

SET
 SET

PKG
 EA

EA
 EA
 EA

TIE DOWN OPTIONS

5000# Recessed Heavy Duty D-Ring w/ Backing Plate (Installed)
 Zinc 6000# Recessed Swivel D-Ring w/ Backing Plate (Installed)

FLOORING OPTIONS

Upgrade to 5/4" Pressure Treated Decking Boards (From Extruded Aluminum; PBF)

ACCESSORIES

Tongue-Mounted Diamond Plate Toolbox (Lockable; Large) ** Requires Wishbone Tongue **
 Stabilizer Jacks (Installed; Pair)

ITEM NUMBER

DRING5000DP
 DRING6000Z

FLOOR54PTDOWN

DPTOOLBOXLG
 STABJACK

PRICE

\$47
 \$52

\$0

\$455
 \$117

UOM

EA
 EA

PBF

PBF
 PAIR



UTILITY [LOW PROFILE FLAT DECK DECKOVER-WOOD] 10K

STANDARD FEATURES

- All-Aluminum Construction
- Dexter Torsion Ride Axles
- Recessed LED Marker Lights
- 2" Pressure Treated Decking Boards
- Rub Rail w/ Stake Pockets
- Fixed 2"x2" Front Bumper Rail
- 15000# 2-5/16" Adjustable Coupler
- DOT Tape
- Limited Lifetime Warranty

TRAILER MODEL	Deckover 101x16-W Straight Deck 10K	Deckover 101x20-W Straight Deck 10K	Deckover 101x22-W Straight Deck 10K
Item Number	MDO101x16-S10W	MDO101x20-S10W	MDO101x22-S10W
Subframe	2" x 6"	2" x 6"	2" x 6"
Floor Crossmembers	16" O/C	16" O/C	16" O/C
Deck WxL	96" x 16'	96" x 20'	96" x 22'
Overall WxL	101" x 20'	101" x 24'	101" x 26'
Deck Height	33-9/16"	33-9/16"	33-9/16"
Hitch Height	23" - 31"Adjustable	23" - 31"Adjustable	23" - 31"Adjustable
Axle(s) - Qty/Rating	2-5200# Braked	2-5200# Braked	2-5200# Braked
GVWR	9995#	9995#	9995#
Wheels	15" Gloss Black Mod	15" Gloss Black Mod	15" Gloss Black Mod
Tires	225/75R15	225/75R15	225/75R15
Power Connection	7-Way Round	7-Way Round	7-Way Round
Coupler Rating/Ball Size	15000# / 2-5/16"	15000# / 2-5/16"	15000# / 2-5/16"
Jack	8K Drop Leg Pedestal Jack	8K Drop Leg Pedestal Jack	8K Drop Leg Pedestal Jack
Safety Chains	(2) 16000#	(2) 16000#	(2) 16000#
Curb Weight	TBD	2330#	TBD
Payload	TBD	7660#	TBD
BASE PRICE	\$7,364	\$7,797	\$8,085

POPULAR OPTIONS

TIRE/WHEEL ASSEMBLIES & ACCESSORIES

Upgrade to 15" Aluminum from 15" Silver Mod
Spare 15" Gloss Black Mod 225/75R15 Tire (6-Lug)
Tongue Mounted Spare Tire Holder (Bolt-On)

ITEM NUMBER

WHEELUP15ST015A
WHEELSP15GB225
WHEELMOUNTBOLT

PRICE

\$143
\$232
\$45

UOM

EA
EA
EA

TIE DOWN OPTIONS

Heavy Duty Recessed D-Rings
Zinc 6000# Recessed Swivel D-Ring w/ Backing
Plate (Installed)

ITEM NUMBER

DRING5000DP
DRING6000Z

PRICE

\$47
\$52

UOM

EA
EA

ACCESSORIES

Tongue-Mounted Diamond Plate Toolbox (Lockable;
Large) ** Requires Wishbone Tongue **

DPTOOLBOXLG

\$455

EA



UTILITY [LOW PROFILE BEAVERTAIL DECKOVER - WOOD DECK] 14K CG

STANDARD FEATURES

- All-Aluminum Construction
- 60" Self-Cleaning Beavertail
- Dexter Leaf Spring Axles
- (4) 6000# Recessed Swivel D-Rings
- (2) Adjustable HD Fold Down Ramps (16" x 5')
- Recessed LED Marker Lights
- 2" Pressure Treated Decking Boards
- 2"x4" Rub Rail w/ Stake Pockets
- (2) Welded on Side Steps
- Fixed 2"x2" Front Bumper Rail
- 15000# 2-5/16" Adjustable Coupler
- (2) 16000# Safety Chains
- DOT Tape
- Limited 4-Year Warranty

TRAILER MODEL	Deckover 101x25-W 14K	
Item Number	MDO101x25-14KW	
Subframe	2" x 8"	
Floor Crossmembers	16" O/C	
Deck WxL	96" x 25'	
Overall WxL	101" x 29'	
Deck Height	33-9/16"	
Hitch Height	23" - 31" Adjustable	
Axle(s) - Qty/Rating	2-7000# Braked	
GVWR	14000#	
Wheels	16" Silver Mod	
Tires	235/80R16	
Power Connection	7-Way Round	
Coupler Rating/Ball Size	15000# / 2-5/16"	
Jack	10K Drop Leg Pedestal Jack	
Safety Chains	(2) 16000#	
Curb Weight	TBD	
Payload	TBD	
BASE PRICE	\$12,129	

POPULAR OPTIONS

TIRE/WHEEL ASSEMBLIES & ACCESSORIES

Spare 16" Silver Mod Wheel w/ 235/80R16 Tire
Spare 16" Aluminum Wheel w/ 235/80R16 Tire
Tongue Mounted Spare Tire Holder (Bolt-On)

ITEM NUMBER

WHEELSP16SILV235
WHEELSP16A235
WHEELMOUNTBOLT

PRICE

\$309
\$496
\$45

UOM

EA
EA
EA

TIE DOWN OPTIONS

Heavy Duty Recessed D-Rings
Zinc 6000# Recessed Swivel D-Ring w/ Backing
Plate (Installed)

ITEM NUMBER

DRING5000DP
DRING6000Z

PRICE

\$47
\$52

UOM

EA
EA

ACCESSORIES

Tongue-Mounted Diamond Plate Toolbox (Lockable;
Large) ** Requires Wishbone Tongue **

DPTOOLBOXLG

\$455

EA



UTILITY [DECKOVER] GOLF CART HAULER

STANDARD FEATURES

- All-Aluminum Construction
- Beavertail Construction (7" Drop)
- Dexter Torsion Ride Axles
- (6) Recessed Swivel HD D-Rings
- 6' Bi-Fold Split Ramps
- Exterior LED Lighting
- Extruded Aluminum Decking
- Rub Rail w/ Stake Pockets
- Fixed 2"x2" Front Bumper Rail
- Rear Drop Scissor Jacks
- 2-5/16" Adjustable Coupler
- (2) 15000# Safety Chains
- Limited Lifetime Warranty

TRAILER MODEL	Deckover 101 x 26 10K GCH	Deckover 101 x 30 10K GCH	
Item Number	MDO101X26-10KGCH	MDO101X30-10KGCH	
Subframe	2" x 8"	2" x 8"	
Floor Crossmembers	18" O/C	18" O/C	
Deck WxL	96-3/8" x 312"	96-3/8" x 360"	
Overall WxL	101" x 30'6"	101" x 34'6"	
Deck Height	33-13/16"	33-13/16"	
Hitch Height	23" - 31"	23" - 31"	
Axle(s) - Qty/Rating	2-5200# Braked	2-3500# Braked	
GVWR	9990#	9990#	
Wheels	15" Aluminum	15" Aluminum	
Tires	225/75R15	225/75R15	
Power Connection	7-Way Round	7-Way Round	
Coupler Rating/Ball Size	/ 2-5/16"	/ 2-5/16"	
Jack	8000# Pedestal Jack	8000# Pedestal Jack	
Safety Chains	(2) 15000#	(2) 15000#	
Curb Weight	TBD	TBD	
Payload	TBD	TBD	
BASE PRICE	\$14,069	\$15,959	

POPULAR OPTIONS

TIRE/WHEEL ASSEMBLIES & ACCESSORIES

Spare 15" Gloss Black Mod 225/75R15 Tire (6-Lug)
Spare 15" Aluminum Wheel w/ 225/75R15 Tire (6-Lug)
Tongue Mounted Spare Tire Holder (Bolt-On)

ITEM NUMBER

WHEELSP15GB225
WHEELSP15A225
WHEELMOUNTBOLT

PRICE

\$232
\$374
\$45

UOM

EA
EA
EA

TIE DOWN OPTIONS

Zinc 6000# Recessed Swivel D-Ring w/ Backing
Plate (Installed)

ITEM NUMBER

DRING6000Z

PRICE

\$52

UOM

EA

ACCESSORIES

Tongue-Mounted Diamond Plate Toolbox (Lockable;
Large) ** Requires Wishbone Tongue **

DPTOOLBOXLG

\$455

EA



UTILITY [HD] HPAT 14K CG

STANDARD FEATURES

- All-Aluminum Construction
- Beavertail Construction (3" Drop)
- Dexter Torsion Ride Axles
- Adjustable HD Flip Up Ramps (16"x5')
- Recessed LED Marker Lights
- Extruded Aluminum Decking
- HD 2"x2" Perimeter Rub Rail
- Heavy Duty Diamond Plate Fenders w/ Corner Steps
- HD 2"x2" Front Bumper
- 15000# 2-5/16" Adjustable Coupler
- (2) 15000# Safety Chains
- Limited Lifetime Warranty



TRAILER MODEL	Utility HD 6.5 x 14 14K	Utility HD 6.5 x 16 14K	Utility HD 6.5 x 18 14K	Utility HD 6.5 x 20 14K	Utility HD 6.5 x 22 14K
Item Number	MPAT6.5x14-14K	MPAT6.5x16-14K	MPAT6.5x18-14K	MPAT6.5x20-14K	MPAT6.5x22-14K
Subframe	2" x 6"	2" x 6"	2" x 6"	2" x 6"	2" x 6"
Floor Crossmembers	16" O/C	16" O/C	16" O/C	16" O/C	16" O/C
Deck WxL	80" x 14'	80" x 16'	80" x 18'	80" x 20'	80" x 22'
Overall WxL	102" x 18'	102" x 20'	102" x 22'	102" x 24'	102" x 26'
Deck Height	25"	25"	25"	25"	25"
Hitch Height	18"	18"	18"	18"	18"
Axle(s) - Qty/Rating	2-7000# Braked	2-7000# Braked	2-7000# Braked	2-7000# Braked	2-7000# Braked
GVWR	14000#	14000#	14000#	14000#	14000#
Wheels	16" Aluminum Rims	16" Aluminum Rims	16" Aluminum Rims	16" Aluminum Rims	16" Aluminum Rims
Tires	235/80R16	235/80R16	235/80R16	235/80R16	235/80R16
Power Connection	7-Way Round	7-Way Round	7-Way Round	7-Way Round	7-Way Round
Coupler Rating/Ball Size	15000 / 2-5/16"	15000 / 2-5/16"	15000 / 2-5/16"	15000 / 2-5/16"	15000 / 2-5/16"
Jack	8K Drop Jack	8K Drop Jack	8K Drop Jack	8K Drop Jack	8K Drop Jack
Safety Chains	(2) 15000#	(2) 15000#	(2) 15000#	(2) 15000#	(2) 15000#
Curb Weight	TBD	1675#	1909#	2091#	TBD
Payload	TBD	12325#	12091#	11909#	TBD
BASE PRICE	\$11,991	\$12,236	\$12,644	\$13,016	\$13,704

POPULAR OPTIONS

CONSTRUCTION OPTIONS

Gooseneck Upgrade for Open Trailers
Upgrade to 3" Adjustable Pintle Hitch (From 2-5/16" Coupler)

RAMP OPTIONS

Upgrade to 6' Car Hauler Grade Stowaway Ramps
(Replaces HD Flip-Up Ramps)

TIRE/WHEEL ASSEMBLIES & ACCESSORIES

Spare 16" Silver Mod Wheel w/ 235/80R16 Tire
Spare 16" Aluminum Wheel w/ 235/80R16 Tire
Bolt-On Spare Tire Carrier (Tongue-Mounted)

FLOORING OPTIONS

Upgrade to 5/4" Pressure Treated Decking Boards
(From Extruded Aluminum; PBF)

ITEM NUMBER

GNOPENUP
COUPLER2516ATOPINTLE

RAMPPATRIOTUP

WHEELSP16SILV235
WHEELSP16A235
WHEELMOUNTBOLT

FLOOR54PTDOWN

PRICE

\$2,094
\$295

\$241

\$309
\$496
\$45

\$0

UOM

PKG
EA

SET

EA
EA
EA

PBF

TIE DOWN OPTIONS

5000# Recessed Heavy Duty D-Ring w/ Backing Plate (Installed)
Zinc 6000# Recessed Swivel D-Ring w/ Backing Plate (Installed)

ACCESSORIES

Tongue-Mounted Diamond Plate Toolbox (Lockable; Large) ** Requires Wishbone Tongue **
Stabilizer Jacks (Installed; Pair)

ITEM NUMBER

DRING5000DP
DRING6000Z

DPTOOLBOXLG

STABJACK

PRICE

\$47
\$52

\$455

\$117

UOM

EA
EA

EA

PAIR



UTILITY [LOW PROFILE] HPAT 14K WOOD DECK

STANDARD FEATURES

- All-Aluminum Construction
- 32" Beavertail Construction
- Dexter Leaf Spring Axles
- (4) 6000# Recessed Swivel D-Rings
- Adjustable HD Flip Up Ramps (16"x5')
- Recessed LED Marker Lights
- 2" Pressure Treated Decking Boards
- HD 2"x4" Rub Rail & Stake Pockets
- HD 2"x2" Front Bumper
- HD Fenders w/ Corner Steps
- 15000# 2-5/16" A-Frame Coupler
- (2) 16000# Safety Chains
- Limited Lifetime Warranty



TRAILER MODEL	Utility LD 83 x 20 14K	Utility LD 83 x 22 14K	
Item Number	MPAT83x20-LW14	MPAT83x22-LW14	
Subframe	2" x 7"	2" x 7"	
Floor Crossmembers	16" O/C	16" O/C	
Deck WxL	83" x 20'	83" x 22'	
Overall WxL	101" x 24'	101" x 26'	
Deck Height	27-11/16"	27-11/16"	
Hitch Height	21"	21"	
Axle(s) - Qty/Rating	2-7000# Braked	2-7000# Braked	
GVWR	14000#	14000#	
Wheels	16" Silver Mod	16" Silver Mod	
Tires	235/80R16	235/80R16	
Power Connection	7-Way Round	7-Way Round	
Coupler Rating/Ball Size	15000# / 2-5/16"	15000# / 2-5/16"	
Jack	8K Drop Leg Pedestal Jack	8K Drop Leg Pedestal Jack	
Safety Chains	(2) 16000#	(2) 16000#	
Curb Weight	TBD	TBD	
Payload	TBD	TBD	
BASE PRICE	\$9,692	\$10,397	

POPULAR OPTIONS

CONSTRUCTION OPTIONS

Upgrade to 3" Adjustable 2-5/16" A-Frame Coupler

ITEM NUMBER

COUPLER2516STO2516ADJ

PRICE

\$166

UOM

EA

TIE DOWN OPTIONS

5000# Recessed Heavy Duty D-Ring w/ Backing Plate (Installed)
Zinc 6000# Recessed Swivel D-Ring w/ Backing Plate (Installed)

ITEM NUMBER

DRING5000DP

PRICE

\$47

UOM

EA

TIRE/WHEEL ASSEMBLIES & ACCESSORIES

Upgrade to 16" Aluminum Wheels (Radial; From 16" Silver Mod Radial)

WHEELUP16STO16A

\$187

EA

Spare 16" Silver Mod Wheel w/ 235/80R16 Tire

WHEELSP16SILV235

\$309

EA

Spare 16" Aluminum Wheel w/ 235/80R16 Tire

WHEELSP16A235

\$496

EA

Tongue Mounted Spare Tire Holder (Bolt-On)

WHEELMOUNTBOLT

\$45

EA

ACCESSORIES

Tongue-Mounted Diamond Plate Toolbox (Lockable; Large) ** Requires Wishbone Tongue **

DPTOOLBOXLG

\$455

EA



UTILITY [DUMP 4.5 x 8 - HO]

STANDARD FEATURES

- All-Aluminum Construction
- Dexter Leaf Spring Axle w/Brakes
- Removable Front & Rear Panels (Ramps)
- 12V Hydraulic Pump
- Power Up/Down Tilt System w/ 2500PSI Hydraulic Ram
- Recessed LED Marker Lights
- Extruded Aluminum Decking
- 12" Tall Dump Body
- Undermount Storage for Pump/Battery
- Small Tongue Mounted Box for Controller
- 2" Coupler w/ Safety Chain
- Limited 4-Year Warranty

TRAILER MODEL	4.5 x 8 Dump	
Item Number	MODP4.5x8HO	
Subframe	2" x 4"	
Floor Crossmembers	24" O/C	
Deck WxL	54" x 8'	
Overall WxL	58'5" x 143"	
Deck Height	30"	
Hitch Height	24-1/4"	
Axle(s) - Qty/Rating	1-3500# Braked	
GVWR	3500#	
Wheels	12" E-Rated Silver Mod	
Tires	ST145/R12E	
Power Connection	7-Way Round	
Coupler Rating/Ball Size	/ 2"	
Jack	1500# Swivel Jack	
Safety Chains		
Curb Weight	778#	
Payload	2722#	
BASE PRICE	\$5,487	

POPULAR OPTIONS

TIRE/WHEEL ASSEMBLIES & ACCESSORIES	ITEM NUMBER	PRICE	UOM	TIE DOWN OPTIONS	ITEM NUMBER	PRICE	UOM
Spare 12" E-Rated Silver Mod Wheel w/ 145/R12 Tire	WHEELSP12E	\$152	EA	5000# Recessed Heavy Duty D-Ring w/ Backing Plate (Installed)	DRING5000DP	\$47	EA
Upgrade to 12" Aluminum Wheels (145/R12 Tire; From 12" Silver Mod)	WHEELUP12SILVT012ALUM	\$114	EA	Stainless Steel 6000# Recessed Swivel D-Ring w/ Backing Plate (Installed)	DRING6000SS	\$69	EA
Bolt-On Spare Tire Carrier (Welded to Salt Shield)	WHEELMOUNTWELD	\$141	EA				



UTILITY [DUMP 5 x 8 - HO]

STANDARD FEATURES

- All-Aluminum Construction
- Dexter Leaf Spring Axle w/Brakes
- Rear Swing Open Doors w/ Aluminum Hardware
- 12V Hydraulic Pump
- Power Up/Down Tilt System w/ 2500PSI Hydraulic Ram
- Recessed LED Marker Lights
- Extruded Aluminum Decking
- 17" Tall Dump Body
- 6" Filler Board Slot
- Canvas Tarp System
- Undermount Storage for Pump/Battery
- Small Tongue Mounted Box for Controller
- 2" Coupler w/ Safety Chain
- Limited Lifetime Warranty

TRAILER MODEL	5 x 8 Dump	
Item Number	MODP5x8HO	
Subframe	2" x 5"	
Floor Crossmembers	16" O/C	
Deck WxL	60" x 8'	
Overall WxL	85-3/4" x 145"	
Deck Height	24"	
Hitch Height	16-1/3"	
Axle(s) - Qty/Rating	1-3500# Braked	
GVWR	3500#	
Wheels	15" Gloss Black Mod	
Tires	205/75R15	
Power Connection	7-Way Round	
Coupler Rating/Ball Size	/ 2"	
Jack	5000# Center Jack	
Safety Chains		
Curb Weight	830#	
Payload	2670#	
BASE PRICE	\$7,942	

POPULAR OPTIONS

DUMP OPTIONS

Upgrade to 3-Way Dump System ** Cannot Do This With Ramp Kit **

Ramp Kit for Dump Trailer ** Cannot Do This With 3-Way Dump System **

CONSTRUCTION OPTIONS

Upgrade to 3" Adjustable 2-5/16" A-Frame Coupler

AXLE OPTIONS

Upgrade to 1-5200 Braked Leaf Spring Axle (From; 1-3500 Braked Leaf Spring Axle)

ITEM NUMBER

DUMP3WAY

DUMPRAMPKIT

COUPLER2516ST02516ADJ

AXLELS3BRTOLS5BR

PRICE

\$480

\$533

\$166

\$262

UOM

PKG

SET

PKG

PKG

TIRE/WHEEL ASSEMBLIES & ACCESSORIES

Spare 15" Gloss Black Mod w/ 205/75R15 Tire
Upgrade to 15" Aluminum (Radial; From 15" Silver Mod Radial Wheels)
Bolt-On Spare Tire Carrier (Welded to Salt Shield)

TIE DOWN OPTIONS

5000# Recessed Heavy Duty D-Ring w/ Backing Plate (Installed)
Stainless Steel 6000# Recessed Swivel D-Ring w/ Backing Plate (Installed)

ITEM NUMBER

WHEELSP15GB205
WHEELUP15ST015A

WHEELMOUNTWELD

DRING5000DP

DRING6000SS

PRICE

\$187
\$143

\$141

\$47

\$69

UOM

EA
EA

EA

EA

EA



UTILITY [DUMP]

STANDARD FEATURES

- All-Aluminum Construction
- Dexter Leaf Spring Axles
- Rear Swing Open Bar Doors
- 12V Hydraulic Pump
- Recessed LED Marker Lights
- Front Hoist System
- Extruded Aluminum Decking
- 17" Tall Dump Body
- 6" Filler Board Slot
- Canvas Tarp System
- Heavy Duty Diamond Plate Fenders w/ Corner Steps
- DP Tongue Mount Storage Box (Hydraulic Storage)
- 12500# Coupler w/ 2-5/16" Ball
- (2) 15000# Safety Chains
- Limited Lifetime Warranty



TRAILER MODEL	6 x 10 Dump	6 x 12 Dump	7 x 14 Dump	7 x 16 Dump
Item Number	MODP6x10	MODP6x12	MODP7x14	MODP7x16
Subframe	2" x 6"	2" x 6"	2" x 8"	2" x 8"
Floor Crossmembers	16" O/C	16" O/C	16" O/C	16" O/C
Deck WxL	72" x 10'	72" x 12'	84" x 14'	84" x 16'
Overall WxL	98" x 14'	98" x 16'	102" x 18.5'	102" x 20.5'
Deck Height	28"	28"	28"	28"
Hitch Height	16"	16"	16"	16"
Axle(s) - Qty/Rating	2-3500# Braked	2-5200# Braked	2-6000# Braked	2-6000# Braked
GVWR	7000#	9990#	12000#	12000#
Wheels	15" Gloss Black Mod	15" Gloss Black Mod	16" Silver Mod	16" Silver Mod
Tires	205/75R15	225/75R15	235/80R16	235/80R16
Power Connection	7-Way Round	7-Way Round	7-Way Round	7-Way Round
Coupler Rating/Ball Size	12500# / 2-5/16"	12500# / 2-5/16"	12500# / 2-5/16"	12500# / 2-5/16"
Jack	8000# Pedestal Jack	8000# Pedestal Jack	8000# Pedestal Jack	8000# Pedestal Jack
Safety Chains	(2) 15000#	(2) 15000#	(2) 15000#	(2) 15000#
Curb Weight	1800#	2000#	2165#	TBD
Payload	5200#	7990#	9835#	TBD
BASE PRICE	\$10,537	\$12,081	\$13,577	\$14,115

POPULAR OPTIONS

DUMP OPTIONS

- Upgrade Dump Trailer to 24" Tall Sides (PBF)
- Upgrade Dump Trailer to 36" Tall Sides (PBF)
- Upgrade Dump Trailer to 48" Tall Sides (PBF)
- Upgrade to Dump Trailer to 48" Tall Sides w/ 24" Expanded Aluminum Mesh (Top, Full Perimeter)
- Upgrade to 3-Way Dump System ** Cannot Do This With Ramp Kit **
- NEW 72" 8K Ramp Kit for Dump Trailer ** Cannot Do This With 3-Way Dump System **
- NEW 96" 8K Ramp Kit for Dump Trailer ** Cannot Do This With 3-Way Dump System **

CONSTRUCTION OPTIONS

- Upgrade to 3" Adjustable 2-5/16" A-Frame Coupler
- Upgrade to 3" Adjustable Pintle Hitch (From 2-5/16" Coupler)
- Gooseneck Upgrade for Open Trailers

AXLE OPTIONS

- Upgrade to 2-7K Leaf Spring Braked Axles (From 2-6K Leaf Spring Braked Axles) ** 7x14/16 Dump Trailer Only **

ITEM NUMBER

- DUMP24SIDES
- DUMP36SIDES
- DUMP48SIDES

DUMP3WAY

DUMPRAMPKIT728K

DUMPRAMPKIT968K

COUPLER2516STO2516ADJ

COUPLER2516ATOPINTLE

GNOPENUP

AXLELS12BRTOLS14BR

PRICE

- \$54
- \$126
- \$200
- CALL
- \$480
- \$899
- \$995
- \$166
- \$295
- \$2,094
- \$515

UOM

- PBF
- PBF
- PBF
- PBF
- PKG
- SET
- SET
- PKG
- PKG
- PKG
- PKG

TIRE/WHEEL ASSEMBLIES & ACCESSORIES

- Spare 15" Gloss Black Mod w/ 205/75R15 Tire
- Spare 15" Gloss Black Mod 225/75R15 Tire (6-Lug)
- Spare 16" Silver Mod Wheel w/ 235/80R16 Tire
- Upgrade to 15" Aluminum (Radial; From 15" Silver Mod Radial Wheels)
- Upgrade to 15" 225 Aluminum Wheels (Radial; From 15" 225 Silver Mod Radial)
- Upgrade to 16" Aluminum Wheels (Radial; From 16" Silver Mod Wheels)
- Bolt-On Spare Tire Carrier (Welded to Salt Shield)

TIE DOWN OPTIONS

- 5000# Recessed Heavy Duty D-Ring w/ Backing Plate (Installed)
- Stainless Steel 6000# Recessed Swivel D-Ring w/ Backing Plate (Installed)

ITEM NUMBER

- WHEELSP15GB205
- WHEELSP15GB225
- WHEELSP16SILV235
- WHEELUP15STO15A

WHEELUP15S225TO15A225

WHEELUP16STO16A

WHEELMOUNTWELD

DRING5000DP

DRING6000SS

PRICE

- \$187
- \$232
- \$309
- \$143
- \$143
- \$187
- \$141
- \$47
- \$69

UOM

- EA
- EA
- EA
- EA
- EA
- EA
- EA
- EA
- EA



OPEN ATV [83-Wide]

STANDARD FEATURES

- All-Aluminum Construction
- Dexter Leaf Spring Axles
- Rear & Front Stowing Removable 8' Ramps
- Recessed LED Marker Lights
- 5/4" Pressure Treated Decking
- Custom Angle Side Rails for Low Profile Side Loading
- 3500# Wishbone Style Coupler w/ 2" Ball
- (2) 5000# Safety Chains
- Limited 1-Year Warranty



TRAILER MODEL	ATV Side/Rear Load 83" x 10'	ATV Side/Rear Load 83" x 14'	ATV Side/Rear Load 83" x 16'
Item Number	MATV83x10	MATV83x14	MATV83x16
Subframe	2" x 3"	2" x 3"	2" x 3"
Floor Crossmembers	24" O/C	24" O/C	24" O/C
Deck WxL	83" x 10'	83" x 14'	83" x 16'
Overall WxL	102" x 14'	102" x 18'	102" x 20'
Deck Height	23"	23"	23"
Hitch Height	19"	19"	19"
Axle(s) - Qty/Rating	1-3500# Idler	1-3500# Idler	2-3500# Braked
GVWR	2990#	2990#	6000#
Wheels	13" Silver Mod	15" Gloss Black Mod	15" Gloss Black Mod
Tires	175/80R13	205/75R15	205/75R15
Power Connection	7-Way Round	7-Way Round	7-Way Round
Coupler Rating/Ball Size	3500# / 2"	3500# / 2"	3500# / 2"
Jack	1200# Wheel Jack	1200# Wheel Jack	1200# Wheel Jack
Safety Chains	(2) 5000#	(2) 5000#	(2) 5000#
Curb Weight	698#	904#	1235#
Payload	2292#	2086#	4765#
BASE PRICE	\$2,971	\$3,505	\$4,919

POPULAR OPTIONS

TIRE/WHEEL ASSEMBLIES & ACCESSORIES

Spare 13" Silver Mod Wheel w/ 175/80R13 Tire
 Spare 15" Gloss Black Mod w/ 205/75R15 Tire
 Upgrade to 15" Aluminum from 15" Silver Mod
 Upgrade to 13" Aluminum (Radial; From 13" Silver Mod Wheels)
 Bolt-On Spare Tire Carrier (Tongue-Mounted)

ITEM NUMBER

WHEELSP13SILV
 WHEELSP15GB205
 WHEELUP15STO15A
 WHEELUP13STO13A
 WHEELMOUNTBOLT

PRICE

\$185
 \$187
 \$143
 \$131
 \$45

UOM

EA
 EA
 EA
 EA
 EA

ACCESSORIES

Tongue-Mounted Diamond Plate Toolbox (Lockable; Large) ** Requires Wishbone Tongue **
TIE DOWN OPTIONS
 Light Duty Surface-Mounted D-Ring (Installed)
 Heavy Duty Recessed D-Rings
 Stainless Steel 6000# Recessed Swivel D-Ring w/ Backing Plate (Installed)

ITEM NUMBER

DPTOOLBOXLG

 DRINGSURFACE
 DRING5000DP
 DRING6000SS

PRICE

\$455

 \$29
 \$47
 \$69

UOM

EA

 EA
 EA
 EA

ACCESSORIES

Stabilizer Jacks (Installed; Pair)

STABJACK

\$117

PAIR



ATV [88-Wide]

STANDARD FEATURES

- All-Aluminum Construction
- Torsion Ride Axles
- (4) Surface Mount D-Rings [102W, 10W]
- (6) Surface Mount D-Rings [12W, 14W, 18W]
- Recessed LED Marker Lights
- 1/2" Marine Tech Plywood Decking
- Removable Ramps/Side Panels
- Rear Edge Protector
- 3500# Wishbone Style Coupler w/ 2" Ball
- (2) 5000# Safety Chains
- Limited 1-Year Warranty



TRAILER MODEL	ATV Deckover 88x102	ATV Deckover 88x10	ATV Deckover 88x12	ATV Deckover 88x14	ATV Deckover 88x18
Item Number	MATV88X102W	MATV88X10W	MATV88X12W	MATV88X14W	MATV88X18W
Subframe	2" x 3"	2" x 3"	2" x 3"	2" x 3"	2" x 3"
Floor Crossmembers	24" O/C	24" O/C	24" O/C	24" O/C	24" O/C
Deck WxL	88" x 102"	88" x 120"	88" x 144"	88" x 168"	88" x 216"
Overall WxL	92" x 12'6"	92" x 14'	92" x 16'	92" x 18'	92" x 22'
Deck Height	23-1/2"	23-1/2"	23-1/2"	23-1/2"	23-1/2"
Hitch Height	18"	18"	18"	18"	18"
Axle(s) - Qty/Rating	1- 2200# Idler	1- 2200# Idler	1-3500# Idler	1-3500# Idler	2-2200# Braked
GVWR	2200#	2200#	2990#	2990#	4000#
Wheels	12" E-Rated Silver Mod	12" E-Rated Silver Mod	12" E-Rated Silver Mod	12" E-Rated Silver Mod	12" E-Rated Silver Mod
Tires	ST145/R12E	ST145/R12E	ST145/R12E	ST145/R12E	ST145/R12E
Power Connection	4-Way Flat	4-Way Flat	4-Way Flat	4-Way Flat	7-Way Round
Coupler Rating/Ball Size	3500# / 2"	3500# / 2"	3500# / 2"	3500# / 2"	3500# / 2"
Jack			1200# Wheel Jack	1200# Wheel Jack	1200# Wheel Jack
Safety Chains	(2) 5000#	(2) 5000#	(2) 5000#	(2) 5000#	(2) 5000#
Curb Weight	380#	430#	450#	475#	835#
Payload	1820#	1770#	2540#	2515#	3565#
BASE PRICE	\$1,921	\$2,173	\$2,610	\$2,865	\$4,509

POPULAR OPTIONS

CONSTRUCTION OPTION	ITEM NUMBER	PRICE	UOM	TIRE/WHEEL ASSEMBLIES & ACCESSORIES	ITEM NUMBER	PRICE	UOM
Upgrade to Extruded Aluminum Decking	FLOOREXTRUDED	\$86	PLF	Upgrade to 15" Aluminum from 15" Silver Mod Spare 15" Gloss Black Mod w/ 205/75R15 Tire Bolt-On Spare Tire Carrier (Tongue-Mounted)	WHEELUP15STO15A WHEELSP15GB205 WHEELMOUNTBOLT	\$143 \$187 \$45	EA EA EA
AXLE OPTIONS				TIE DOWN OPTIONS			
Upgrade to 2-2K Torsion Idler Axles (From 1-3K Idler; 14' Model, 2990 GVWR)	AXLETOR3IDTOTOR4IDOP	\$463	PKG	Light Duty Surface-Mounted D-Ring (Installed) Heavy Duty Recessed D-Rings	DRINGSURFACE DRING5000DP	\$29 \$47	EA EA
Upgrade to 2-2K Torsion Braked Axles (From 1-3K Torsion Idler, 14' Model)	AXLETOR3IDTOTOR4BR	\$1,108	PKG	RAMP OPTIONS			
TIRE/WHEEL ASSEMBLIES & ACCESSORIES				Side Load Ramps Upgrade - 102"		CALL	PKG
Upgrade to 13" Silver Mod Wheels (From 12" E-Rated Silver Mod)	WHEELUP12ETO13S	\$56	EA	Side Load Ramps Upgrade - 120"		CALL	PKG
Upgrade to 15" Silver Mod (From 12" E-Rated Wheels, Includes Drop Tongue)	WHEELUP12TO15S	\$125	EA	Side Load Ramps Upgrade - 14'		CALL	PKG
Spare 12" Silver Mod Wheel w/ 145/R12 Tire	WHEELSP12SILV	\$163	EA	Side Load Ramps Upgrade - 18'		CALL	PKG
Upgrade to 12" Aluminum Wheels (145/R12 Tire; From 12" Silver Mod)	WHEELUP12SILVTO12ALUM	\$114	EA	ACCESSORIES			
Spare 13" Silver Mod Wheel w/ 175/80R13 Tire	WHEELSP13SILV	\$185	EA	Add 1200# Tongue-Mounted Wheel Jack	JACK1200	\$103	EA
Upgrade to 13" Aluminum (Radial; From 13" Silver Mod Wheels)	WHEELUP13STO13A	\$131	EA	Stabilizer Jacks (Installed; Pair)	STABJACK	\$117	PAIR



OPEN [MOTORCYCLE 2.0]

STANDARD FEATURES

- All-Aluminum Construction
- Removable 18" Aluminum Stoneguard
- Dexter Torsion Ride Axles
- (4) EASY INSTALL Adjustable D-Rings (8')
- (8) Surface Mount D-Rings (10')
- Surface-Mounted Aluminum Wheel Chock (Gusseted, Fits Up to 7" Wide Tire)
- Adjustable Perimeter Track for EASY INSTALL Options
- HD Aluminum Pull Out Ramp (36"x60") (5x8)
- HD Aluminum Pull Out Ramp (46"x60") (6.5x10)
- Recessed LED Marker Lights
- Extruded Aluminum Decking
- EASY Removable Aluminum Fenders
- 3500# Straight-Pull Style Coupler w/ 2" Ball
- (2) 5000# Safety Chains
- Limited 5-Year Warranty



TRAILER MODEL	Open Motorcycle 5x8	Open Motorcycle 6.5x10	
Item Number	MOMC5X8-2.0	MOMC6.5X10-2.0	
Subframe	2" x 3"	2" x 3"	
Floor Crossmembers	24" O/C	24" O/C	
Deck WxL	56" x 96"	76" x 120"	
Overall WxL	82" x 170"	102" x 204"	
Deck Height	16"	18"	
Hitch Height	13"	14"	
Axle(s) - Qty/Rating	1-2200# Idler	1-3500# Idler	
GVWR	2200#	2990#	
Wheels	13" Aluminum	14" Aluminum	
Tires	175/80R13	205/75R14	
Power Connection	4-Way Flat	4-Way Flat	
Coupler Rating/Ball Size	3500# / 2"	3500# / 2"	
Jack	1200# Wheel Jack	1500# Wheel Jack	
Safety Chains	(2) 5000#	(2) 5000#	
Curb Weight	400#	550#	
Payload	1800#	2440#	
BASE PRICE	\$2,856	\$4,121	

POPULAR OPTIONS

TIRE/WHEEL ASSEMBLIES & ACCESSORIES

Spare 13" Aluminum Wheel w/ 175/80R13 Tire
 Spare 14" Aluminum Wheel w/ 205/75R14 Tire
 Upgrade to 14" Aluminum (Radial Ply; From 13" Aluminum; Open Trailers)
 Upgrade to 15" Aluminum (Radial Ply; From 14" Aluminum Wheels; Open Trailers)

RAMP OPTIONS

Upgrade to Full Width Ramp (Open Motorcycle Trailer)
 Upgrade to Rear Ramp (Open MC Models; Replaces Stowaway Ramp)

TIE DOWN OPTIONS

Light Duty Surface-Mounted D-Ring (Installed)

ITEM NUMBER

WHEELSP13A
 WHEELSP14A205
 WHEELUP13ATO14A

WHEELUP14ATO15A

RAMPFULLWIDTHOMC
 RAMPOMCUP

DRINGSURFACE

PRICE

\$262
 \$304
 \$42

\$83

\$124
 \$401

\$29

UOM

EA
 EA
 EA

EA

EA
 PKG

EA

ACCESSORIES

Stabilizer Jacks (Installed; Pair)

EASY INSTALL / ADJUST OPTIONS

EASY INSTALL/ADJUST Spare Tire Mount (For AR or FA 2.0)
 EASY INSTALL/ADJUST Stake Pocket Kit (AR or FA 2.0) Includes (4) Stake Pockets w/ Hardware
 EASY INSTALL/ADJUST D-Ring Kit (For AR or FA 2.0) - Includes (4) 2,000lb D-Rings and Hardware
 EASY INSTALL/ADJUST D-Ring (For AR or FA 2.0)
 EASY INSTALL/ADJUST Drop Down Stabilizer Jacks (Pair) (For AR or FA 2.0)

ITEM NUMBER

STABJACK

EASYINSPAREMOUNT

EASYINSTAKEKIT

EASYINDRINGKIT

EASYINDRING

EASYINJACKS

PRICE

\$117

\$50

\$27

\$51

\$11

\$96

UOM

PAIR

EA

KIT

KIT

EA


PAIR



SLINGSHOT [ALUMINUM DECK]

STANDARD FEATURES

- All-Aluminum Construction
- Beavertail
- Torsion Axles
- (4) HD D-Rings
- 7' Fold Down Bi-Fold Rear Ramp
- Recessed LED Marker Lights
- Extruded Aluminum Decking
- Removable Aluminum Fenders
- Front Bumper
- Straight Style Coupler w/ 2" Ball
- (2) 5000# Safety Chains
- Limited 5-Year Warranty



TRAILER MODEL	Slingshot 6.5x14	
Item Number	MU6.5x14SLINGSHOT	
Subframe	2" x 3"	
Floor Crossmembers	24" O/C	
Deck WxL	80" x 166"	
Overall WxL	102" x 218"	
Deck Height	19"	
Hitch Height	16"	
Axle(s) - Qty/Rating	1-3500# Idler	
GVWR	2990#	
Wheels	15" Aluminum	
Tires	205/75R15	
Power Connection	4-Way Flat	
Coupler Rating/Ball Size	/ 2"	
Jack	1500# Wheel Jack	
Safety Chains	(2) 5000#	
Curb Weight	810#	
Payload	2180#	
BASE PRICE	\$5,593	

POPULAR OPTIONS

TIRE/WHEEL ASSEMBLIES & ACCESSORIES

Spare 15" Gloss Black Mod w/ 205/75R15 Tire
 Spare 15" Aluminum Wheel w/ 205/75R15 Tire
 Bolt-On Spare Tire Carrier (Tongue-Mounted)

ITEM NUMBER

WHEELSP15GB205
 WHEELSP15A205
 WHEELMOUNTBOLT

PRICE

\$187
 \$326
 \$45

UOM

EA
 EA
 EA

ACCESSORIES

Tongue-Mounted Diamond Plate Toolbox (Lockable;
 Large) ** Requires Wishbone Tongue **
 Stabilizer Jacks (Installed; Pair)

ITEM NUMBER

DPTOOLBOXLG
 STABJACK

PRICE

\$455
 \$117

UOM

EA
 PAIR

TIE DOWN OPTIONS

Upgrade to Stainless Steel 6000# Recessed Swivel D-Rings (From 5000# Heavy Duty D-Ring w/ Backing Plate)

DRING6000SSUP

\$24

EA



RAFT SERIES

STANDARD FEATURES

- All-Aluminum Construction
- Dexter Torsion Ride Axles
- (5) Tie-Down Points, Per Side
- (2) Front Tie-Down Points
- Recessed LED Marker Lights
- 5/4" Pressure Treated Decking
- Rear Roller w/ Bearings
- Manual Winch w/ 24" Post
- 6000# Straight Coupler w/ 2" Ball
- (2) 5000# Safety Chains
- Limited 4-Year Warranty



TRAILER MODEL	10' Raft	12' Raft	
Item Number	MRFT84x10	MRFT84x12	
Subframe	2" x 3"	2" x 3"	
Floor Crossmembers	24" O/C	24" O/C	
Deck WxL	84" x 10'	84" x 12'	
Overall WxL	84" x 14'	84" x 16'	
Deck Height	26"	26"	
Hitch Height	21"	21"	
Axle(s) - Qty/Rating	1-2200# Idler	1-2200# Idler	
GVWR	2200#	2200#	
Wheels	13" Silver Mod	13" Silver Mod	
Tires	175/80R13	175/80R13	
Power Connection	4-Way Flat	4-Way Flat	
Coupler Rating/Ball Size	6000# / 2"	6000# / 2"	
Jack			
Safety Chains	(2) 5000#	(2) 5000#	
Curb Weight	540#	590#	
Payload	1660#	1610#	
BASE PRICE	\$2,535	\$2,770	

POPULAR OPTIONS

CONSTRUCTION OPTIONS

Tilt Bed Option (For Raft Trailer) (Pin System)
 Anti-Rattle Tilt Bed Option (For Raft Trailer)
 Upgrade to 36" Winch Post (Replaces 24" Winch Post) (Raft Trailer)

TIRE/WHEEL ASSEMBLIES & ACCESSORIES

Spare 13" Silver Mod Wheel w/ 175/80R13 Tire
 Upgrade to 13" Aluminum (Radial; From 13" Silver Mod Wheels)
 Bolt-On Spare Tire Carrier (Tongue-Mounted)

ITEM NUMBER

TILTRFT

WHEELSP13SILV
 WHEELUP13STO13A

WHEELMOUNTBOLT

PRICE

\$51
 CALL
 CALL

\$185
 \$131

\$45

UOM

PKG
 PKG
 PKG

EA
 EA

EA

FLOORING OPTIONS

Upgrade to 3/4" Quad Ply Decking (Non-Skid Surface, FRP Backer; PBF)

TIE DOWN OPTIONS

D-Rings for Raft Trailer (Bolt-On)
 Welded Side Tie Down Ring
 Light Duty Surface-Mounted D-Ring (Installed)

ACCESSORIES

Add 1200# Tongue-Mounted Wheel Jack

ITEM NUMBER

FLOOR34QUADPLY

DRINGRAFT
 DRINGWELDSIDE
 DRINGSURFACE

JACK1200

PRICE

\$59
 \$12
 \$11
 \$29

\$103

UOM


PBF
 EA
 EA
 EA



OPEN CAR HAULER [WOOD DECK 2.0]

STANDARD FEATURES

- All-Aluminum Construction
- 2' Beavertail (3" Drop)
- Dexter Leaf Spring Axles
- (4) 5000# Recessed D-Rings
- Recessed LED Marker Lights
- 2"x8" Heat-Treated Planking
- Stowaway 6' Aluminum Ramps
- Rub Rail w/ Stake Pockets
- Front Bumper
- Removable Aluminum Fender (D/S)
- 10000# Coupler w/ 2-5/16" Ball
- (2) 5000# Safety Chains
- Limited 4 Year Warranty



TRAILER MODEL	Open Car Wood Deck 16'	Open Car Wood Deck 18'	Open Car Wood Deck 20'	Open Car Wood Deck 22'
Item Number	MOCH8x16-W-2.0	MOCH8x18-W-2.0	MOCH8x20-W-2.0	MOCH8x22-W-2.0
Subframe	2" x 5"	2" x 5"	2" x 5"	2" x 5"
Heavy Wall Crossmembers	2" x 3"	2" x 3"	2" x 3"	2" x 3"
Deck WxL	80" x 192"	80" x 216"	80" x 240"	80" x 264"
Overall WxL	101" x 220"	101" x 244"	101" x 268"	101" x 292"
Deck Height	20"	20"	20"	20"
Hitch Height	24"	24"	24"	24"
Axle(s) - Qty/Rating	2-3500# Braked	2-3500# Braked	2-3500# Braked	2-3500# Braked
GVWR	7000#	7000#	7000#	7000#
Wheels	15" Gloss Black Mod	15" Gloss Black Mod	15" Gloss Black Mod	15" Gloss Black Mod
Tires	205/75R15	205/75R15	205/75R15	205/75R15
Power Connection	7-Way Round	7-Way Round	7-Way Round	7-Way Round
Coupler Rating/Ball Size	10000# / 2-5/16"	10000# / 2-5/16"	10000# / 2-5/16"	10000# / 2-5/16"
Jack	5000# Center Jack	5000# Center Jack	5000# Center Jack	5000# Center Jack
Safety Chains	(2) 5000#	(2) 5000#	(2) 5000#	(2) 5000#
Curb Weight	1363#	1543#	1723#	TBD
Payload	5637#	5457#	5277#	TBD
BASE PRICE	\$6,167	\$6,344	\$6,516	\$6,775

POPULAR OPTIONS

CONSTRUCTION OPTIONS

Upgrade to 3" Adjustable 2-5/16" A-Frame Coupler
Upgrade to Removable Curbside Fender (Open Car Haulers)

TIRE/WHEEL ASSEMBLIES & ACCESSORIES

Upgrade to 15" Aluminum (Radial; From 15" Silver Mod Radial Wheels)
Spare 15" Gloss Black Mod w/ 205/75R15 Tire
Spare 15" Aluminum Wheel w/ 205/75R15 Tire
Bolt-On Spare Tire Carrier (Tongue-Mounted)

RAMP OPTIONS

Full-Width Utility Rear Ramp (ILO Pull-Out Car Hauler Ramps)
Add 3rd Ramp to Open Car Hauler for Slingshot

ITEM NUMBER

COUPLER2516STO2516ADJ
FENDERREMCURB

WHEELUP15STO15A

WHEELSP15GB205
WHEELSP15A205
WHEELMOUNTBOLT

RAMPPLING3

PRICE

\$166
\$116

\$143

\$187
\$326
\$45

CALL

\$455

UOM

PKG
EA

EA

EA
EA
EA

EA

EA

TIE DOWN OPTIONS

5000# Recessed Heavy Duty D-Ring w/ Backing Plate (Installed)
Zinc 6000# Recessed Swivel D-Ring w/ Backing Plate (Installed)
Upgrade to Zinc 6000# Recessed Swivel D-Rings (From 5000# Recessed HD D-Ring w/ Backing Plate; Installed)

ACCESSORIES

Air Dam for Open Car Hauler
Tongue-Mounted Diamond Plate Toolbox (Lockable; Large) ** Requires Wishbone Tongue **
Additional Welded Stake Pocket(s)

ITEM NUMBER

DRING5000DP
DRING6000Z
DRING6000UP

AIRDAMOCH
DPTOOLBOXLG

STAKEPOCKET

PRICE

\$47
\$52
\$7

\$737
\$455

\$12

UOM

EA
EA
EA

PKG
EA

EA



OPEN CAR HAULER [WOOD DECK 2.0]

STANDARD FEATURES

- All-Aluminum Construction
- 2' Beavertail (3" Drop)
- Dexter Leaf Spring Axles
- (4) 5000# Recessed D-Rings
- Stowaway 6' Aluminum Ramps
- Recessed LED Marker Lights
- 2"x8" Heat-Treated Planking
- Rub Rail w/ Stake Pockets
- Front Bumper
- Removable Aluminum Fender (D/S)
- 10000# Coupler w/ 2-5/16" Ball
- (2) 5000# Safety Chains
- Limited 4 Year Warranty



TRAILER MODEL	Open Car Wood Deck 18'-10K	Open Car Wood Deck 20'-10K	Open Car Wood Deck 24'-10K
Item Number	MOCH8x18-W-10K-2.0	MOCH8x20-W-10K-2.0	MOCH8x24-W-10K-2.0
Subframe	2" x 6"	2" x 6"	2" x 6"
Heavy Wall Crossmembers	2" x 3"	2" x 3"	2" x 3"
Deck WxL	80" x 216"	80" x 240"	80" x 288"
Overall WxL	101" x 244"	101" x 268"	101" x 316"
Deck Height	20"	20"	20"
Hitch Height	24"	24"	24"
Axle(s) - Qty/Rating	2-5200# Braked	2-5200# Braked	2-5200# Braked
GVWR	9900#	9900#	9900#
Wheels	15" Gloss Black Mod	15" Gloss Black Mod	15" Gloss Black Mod
Tires	225/75R15	225/75R15	225/75R15
Power Connection	7-Way Round	7-Way Round	7-Way Round
Coupler Rating/Ball Size	10000# / 2-5/16"	10000# / 2-5/16"	10000# / 2-5/16"
Jack	5000# Center Jack	5000# Center Jack	5000# Center Jack
Safety Chains	(2) 5000#	(2) 5000#	(2) 5000#
Curb Weight	1745#	1925#	TBD
Payload	8155#	7975#	TBD
BASE PRICE	\$6,872	\$7,048	\$9,880

POPULAR OPTIONS

CONSTRUCTION OPTIONS

Upgrade to 3" Adjustable 2-5/16" A-Frame Coupler
Upgrade to Removable Curbside Fender (Open Car Haulers)

TIRE/WHEEL ASSEMBLIES & ACCESSORIES

Upgrade to 15" 225 Aluminum Wheels (Radial; From 15" 225 Silver Mod Radial)
Spare 15" Gloss Black Mod 225/75R15 Tire (6-Lug)
Spare 15" Aluminum Wheel w/ 225/75R15 Tire (6-Lug)
Bolt-On Spare Tire Carrier (Tongue-Mounted)

RAMP OPTIONS

Full-Width Utility Rear Ramp (ILO Pull-Out Car Hauler Ramps)
Add 3rd Ramp to Open Car Hauler for Slingshot

ITEM NUMBER

COUPLER2516STO2516ADJ
FENDERREMCURB

WHEELUP15S225T015A225

WHEELSP15GB225

WHEELSP15A225

WHEELMOUNTBOLT

RAMPPLING3

PRICE

\$166

\$116

\$143

\$232

\$374

\$45

CALL

\$455

UOM

PKG

EA

EA

EA

EA

EA

EA

EA

TIE DOWN OPTIONS

5000# Recessed Heavy Duty D-Ring w/ Backing Plate (Installed)
Zinc 6000# Recessed Swivel D-Ring w/ Backing Plate (Installed)
Upgrade to Zinc 6000# Recessed Swivel D-Rings (From 5000# Recessed HD D-Ring w/ Backing Plate; Installed)

ACCESSORIES

Air Dam for Open Car Hauler
Tongue-Mounted Diamond Plate Toolbox (Lockable; Large) ** Requires Wishbone Tongue **
Additional Welded Stake Pocket(s)

ITEM NUMBER

DRING5000DP

DRING6000Z

DRING6000UP

AIRDAMOCH

DPTOOLBOXLG

STAKEPOCKET

PRICE

\$47

\$52

\$7

\$737

\$455

\$12

UOM

EA

EA

EA

PKG

EA

EA



OPEN CAR HAULER

STANDARD FEATURES

- All-Aluminum Construction
- 4' Beavertail (3" Drop)
- Dexter Torsion Ride Axles
- (4) 5000# Recessed D-Rings
- Recessed LED Marker Lights
- Extruded Aluminum Decking
- Stowaway 6' Aluminum Ramps
- Fixed 2"x2" Front Bumper
- Removable Aluminum Fender (D/S)
- 125000# Coupler w/ 2-5/16" Ball
- (2) 7800# Safety Chains
- Limited Lifetime Warranty



TRAILER MODEL	Open Car Aluminum Deck 14'	Open Car Aluminum Deck 16'	Open Car Aluminum Deck 18'	Open Car Aluminum Deck 20'
Item Number	MOCH8X14	MOCH8X16	MOCH8X18	MOCH8X20
Subframe	2" x 5"	2" x 5"	2" x 5"	2" x 5"
Heavy Wall Crossmembers	2" x 3" (16" O/C)	2" x 3" (16" O/C)	2" x 3" (16" O/C)	2" x 3" (16" O/C)
Deck WxL	80" x 14'	80" x 16'	80" x 18'	80" x 20'
Overall WxL	101" x 18'4"	101" x 20'4"	101" x 22'4"	101" x 24'4"
Deck Height	17"	17"	17"	17"
Hitch Height	18"	18"	18"	18"
Axle(s) - Qty/Rating	2-3500# Braked	2-3500# Braked	2-3500# Braked	2-3500# Braked
GVWR	7250#	7250#	7250#	7250#
Wheels	15" Aluminum	15" Aluminum	15" Aluminum	15" Aluminum
Tires	205/75R15	205/75R15	205/75R15	205/75R15
Power Connection	7-Way Round	7-Way Round	7-Way Round	7-Way Round
Coupler Rating/Ball Size	125000# / 2-5/16"	125000# / 2-5/16"	125000# / 2-5/16"	125000# / 2-5/16"
Jack	5000# Wheel Jack	5000# Wheel Jack	5000# Wheel Jack	5000# Wheel Jack
Safety Chains	(2) 7800#	(2) 7800#	(2) 7800#	(2) 7800#
Curb Weight	1000#	1160#	1400#	1580#
Payload	6250#	6090#	5850#	5670#
BASE PRICE	\$6,819	\$7,163	\$7,597	\$8,289

POPULAR OPTIONS

CONSTRUCTION OPTIONS

Upgrade to 3" Adjustable 2-5/16" A-Frame Coupler
 Upgrade to Removable Curbside Fender (Open Car Haulers)
 Gooseneck Upgrade for Open Trailers
 Heavy Duty Rub Rail with Stake Pockets (PBF)

AXLE OPTIONS

Upgrade to 2-5K Torsion Braked Axles (From 2-3K Braked; (OCH/HD Utility) **Frame Upgrade Required**

TIRE/WHEEL ASSEMBLIES & ACCESSORIES

Spare 15" Gloss Black Mod w/ 205/75R15 Tire
 Spare 15" Aluminum Wheel w/ 205/75R15 Tire
 Spare 15" Gloss Black Mod 225/75R15 Tire (6-Lug)
 Spare 15" Aluminum Wheel w/ 225/75R15 Tire (6-Lug)
 Bolt-On Spare Tire Carrier (Tongue-Mounted)

RAMP OPTIONS

Full-Width Utility Rear Ramp (ILO Pull-Out Car Hauler Ramps)
 Add 3rd Ramp to Open Car Hauler for Slingshot

ITEM NUMBER

COUPLER2516STO2516ADJ
 FENDERREMCURB

GNOPENUP
 RUBRAILSTAKEHD

AXLETOR6BRTOTOR10BROP

WHEELSP15GB205
 WHEELSP15A205
 WHEELSP15GB225
 WHEELSP15A225
 WHEELMOUNTBOLT

RAMPSLING3

PRICE

\$166
 \$116

\$2,094
 \$36

\$998

\$187
 \$326
 \$232
 \$374
 \$45

CALL
 \$455

UOM

PKG
 EA

PKG
 PBF

PKG

EA
 EA
 EA
 EA
 EA

EA
 EA

RAMP OPTIONS

Upgrade to 7" Bi-Fold Slingshot (From Pull Out Ramp

TIE DOWN OPTIONS

5000# Recessed Heavy Duty D-Ring w/ Backing Plate (Installed)
 Zinc 6000# Recessed Swivel D-Ring w/ Backing Plate (Installed)
 Upgrade to Zinc 6000# Recessed Swivel D-Rings (From 5000# Recessed HD D-Ring w/ Backing Plate; Installed)
 Adjustable Wheel Chock for Open Trailers (set of 2) (For Car Hauler) 24" Adjustable w/ Airline Track

ACCESSORIES

Air Dam for Open Car Hauler
 Tongue-Mounted Diamond Plate Toolbox (Lockable; Large) ** Requires Wishbone Tongue **

JACKS & JACK ACCESSORIES

Upgrade to 8000# Pedestal Jack (From 1500# Wheel Jack)

ITEM NUMBER

RAMPSLINGUP

DRING5000DP

DRING6000Z

DRING6000UP

CHOCKWHEEL

AIRDAMOCH
 DPTOOLBOXLG

JACK8000PED

PRICE

\$405

\$47

\$52

\$7

\$455

\$737
 \$455

\$65

UOM

EA

EA

EA

EA

PKG

PKG
 EA

EA



OPEN CAR HAULER [TILTING]

STANDARD FEATURES

- All-Aluminum Construction
- Dexter Torsion Ride Axles
- (4) 5000# Recessed D-Rings
- Recessed LED Marker Lights
- Hydraulic Tilt System w/ Control Valve
- Front 18" of Deck Stationary
- Extruded Aluminum Decking
- Fixed 2"x2" Front Bumper
- Removable Aluminum Fender (D/S)
- 125000# Coupler w/ 2-5/16" Ball
- (2) 7800# Safety Chains
- Limited Lifetime Warranty



TRAILER MODEL	Open Car Aluminum Deck 18' Tilt	Open Car Aluminum Deck 20' Tilt	Open Car Aluminum Deck 22' Tilt
Item Number	MOCH8X18TILT	MOCH8X20TILT	MOCH8X22TILT
Subframe	2" x 6"	2" x 6"	2" x 6"
Heavy Wall Crossmembers	2" x 3" (16" O/C)	2" x 3" (16" O/C)	2" x 3" (16" O/C)
Deck WxL	80" x 16'	80" x 18'	80" x 20'
Overall WxL	101" x 20'4"	101" x 22'4"	101" x 24'4"
Deck Height	17"	17"	17"
Hitch Height	18"	18"	18"
Axle(s) - Qty/Rating	2-3500# Braked	2-3500# Braked	2-3500# Braked
GVWR	7250#	7250#	7250#
Wheels	15" Aluminum	15" Aluminum	15" Aluminum
Tires	205/75R15	205/75R15	205/75R15
Power Connection	7-Way Round	7-Way Round	7-Way Round
Coupler Rating/Ball Size	125000# / 2-5/16"	125000# / 2-5/16"	125000# / 2-5/16"
Jack	5000# Wheel Jack	5000# Wheel Jack	5000# Wheel Jack
Safety Chains	(2) 7800#	(2) 7800#	(2) 7800#
Curb Weight	1160#	1400#	1580#
Payload	6090#	5850#	5670#
BASE PRICE	\$9,116	\$9,708	\$10,319

POPULAR OPTIONS

CONSTRUCTION OPTIONS

Upgrade to 3" Adjustable 2-5/16" A-Frame Coupler
 Upgrade to Removable Curbside Fender (Open Car Haulers)
 Gooseneck Upgrade for Open Trailers
 Heavy Duty Rub Rail with Stake Pockets (PBF)
 Upgrade Cylinders & Hoses (on tilting open car hauler for 6K & 7K axles)

AXLE OPTIONS

Upgrade to 2-5K Torsion Braked Axles (From 2-3K Braked; (OCH/HD Utility) **Frame Upgrade Required**
 Upgrade to 2-7K Torsion Braked Axles (From 2-5K Braked; Includes 16" Tire Upgrade) (2x8 Frame Upgrade Required)

TIRE/WHEEL ASSEMBLIES & ACCESSORIES

Spare 15" Gloss Black Mod w/ 205/75R15 Tire
 Spare 15" Aluminum Wheel w/ 205/75R15 Tire
 Spare 15" Gloss Black Mod 225/75R15 Tire (6-Lug)
 Spare 15" Aluminum Wheel w/ 225/75R15 Tire (6-Lug)

ITEM NUMBER

COUPLER2516STO2516ADJ
 FENDERREMCURB

GNOPENUP
 RUBRAILSTAKEHD
 TILTOCHUP

AXLETOR6BRTOTOR10BROP

AXLETOR10BRTOTOR14BR

WHEELSP15GB205
 WHEELSP15A205
 WHEELSP15GB225
 WHEELSP15A225

PRICE

\$166
 \$116

\$2,094
 \$36
 \$685

\$998

\$1,351

\$187
 \$326
 \$232
 \$374

UOM

PKG
 EA

PKG
 PBF
 PKG

PKG

PKG

EA
 EA
 EA
 EA

TIRE/WHEEL ASSEMBLIES & ACCESSORIES

Bolt-On Spare Tire Carrier (Tongue-Mounted)

TIE DOWN OPTIONS

5000# Recessed Heavy Duty D-Ring w/ Backing Plate (Installed)
 Zinc 6000# Recessed Swivel D-Ring w/ Backing Plate (Installed)
 Upgrade to Zinc 6000# Recessed Swivel D-Rings (From 5000# Recessed HD D-Ring w/ Backing Plate; Installed)
 Adjustable Wheel Chock for Open Trailers (set of 2) (For Car Hauler) 24" Adjustable w/ Airline Track

ACCESSORIES

Air Dam for Open Car Hauler
 Tongue-Mounted Diamond Plate Toolbox (Lockable; Large) ** Requires Wishbone Tongue **

JACKS & JACK ACCESSORIES

Upgrade to 8000# Pedestal Jack (From 1500# Wheel Jack)

ITEM NUMBER

WHEELMOUNTBOLT

DRING5000DP

DRING6000Z

DRING6000UP

CHOCKWHEEL

AIRDAMOCH
 DPTOOLBOXLG

JACK8000PED

PRICE

\$45

\$47

\$52

\$7

\$455

\$737
 \$455

\$65

UOM

EA

EA

EA

EA

PKG

PKG
 EA

EA



OPEN CAR HAULER [TWO CAR SERIES - WOOD DECK 2.0]

STANDARD FEATURES

- All-Aluminum Construction
- 48" Beavertail w/ 7" Drop
- A-Frame Tongue
- Torsion Ride Axles
- (8) 5000# Recessed D-Rings
- LED Lighting
- 2"x8" Pressure Treated Decking Boards
- 80" Aluminum Stowable Pull Out Ramps
- Integrated Running Board Steps
- 15,600# Safety Chains
- Limited 4-Year Warranty

TRAILER MODEL	Open Car Wood Deck 82x24 10K	Open Car Wood Deck 82x26 10K	Open Car Wood Deck 82x28 10K	Open Car Wood Deck 82x28 14K	Open Car Wood Deck 82x36 14K
Item Number	MOCH82X24-2.0W10-2P	MOCH82X26-2.0W10-2P	MOCH82X28-2.0W10-2P	MOCH82X28-2.0W14-2P	MOCH82X36-2.0W14-2P
Sub/Perimeter Frame Tubing	2" x 7"	2" x 7"	2" x 7"	2" x 7"	2" x 7"
Deck WxL	82" x 288"	82" x 312"	82" x 336"	82" x 336"	82" x 432"
Overall WxL	101" x 28'	101" x 30'	101" x 32'	101" x 32"	101" x 40'
Deck Height	27"	27"	27"	27"	27"
Hitch Height	19-1/2"	19-1/2"	19-1/2"	19-1/2"	19-1/2"
Axle(s) - Qty/Rating	2-5200# Braked	2-5200# Braked	2-5200# Braked	3-5200# Braked	3-5200# Braked
GVWR	9990#	9990#	9990#	14000#	14000#
Wheels	15" Gloss Black Mod	15" Gloss Black Mod	15" Gloss Black Mod	15" Gloss Black Mod	15" Gloss Black Mod
Tires	225/75R15	225/75R15	225/75R15	225/75R15	225/75R15
Power Connection	7-Way Round	7-Way Round	7-Way Round	7-Way Round	7-Way Round
Coupler Rating/Ball Size	15000 / 2-5/16"	15000 / 2-5/16"	15000 / 2-5/16"	15000 / 2-5/16"	15000 / 2-5/16"
Jack	8K Drop Leg Pedestal Jack	8K Drop Leg Pedestal Jack	8K Drop Leg Pedestal Jack	8K Drop Leg Pedestal Jack	8K Drop Leg Pedestal Jack
Safety Chains	(2) 15600#	(2) 15600#	(2) 15600#	(2) 15600#	(2) 15600#
Curb Weight	TBD	TBD	TBD	TBD	2976#
Payload	TBD	TBD	TBD	TBD	TBD
BASE PRICE	\$10,877	\$11,331	\$11,935	\$14,502	\$16,619

POPULAR OPTIONS

CONSTRUCTION OPTIONS

Upgrade to 3" Adjustable 2-5/16" A-Frame Coupler
Upgrade to Removable Curbside Fender (Open Car Haulers)

TIRE/WHEEL ASSEMBLIES & ACCESSORIES

Upgrade to 15" 225 Aluminum Wheels (Radial; From 15" 225 Silver Mod Radial)
Spare 15" Gloss Black Mod 225/75R15 Tire (6-Lug)
Spare 15" Aluminum Wheel w/ 225/75R15 Tire (6-Lug)
Bolt-On Spare Tire Carrier (Tongue-Mounted)

TIE DOWN OPTIONS

5000# Recessed Heavy Duty D-Ring w/ Backing Plate (Installed)

ITEM NUMBER

COUPLER2516ST02516ADJ
FENDERREMCURB

WHEELUP15S225T015A225

WHEELSP15GB225
WHEELSP15A225
WHEELMOUNTBOLT

DRING5000DP

PRICE

\$166
\$116

\$143

\$232
\$374
\$45

\$47

UOM

PKG
EA

EA

EA
EA
EA

EA

TIE DOWN OPTIONS

Zinc 6000# Recessed Swivel D-Ring w/ Backing Plate (Installed)
Upgrade to Zinc 6000# Recessed Swivel D-Rings (From 5000# Recessed HD D-Ring w/ Backing Plate; Installed)

ACCESSORIES

Air Dam for Open Car Hauler
Tongue-Mounted Diamond Plate Toolbox (Lockable; Large) ** Requires Wishbone Tongue **
Additional Welded Stake Pocket(s)

ITEM NUMBER

DRING6000Z
DRING6000UP

AIRDAMOCH
DPTOOLBOXLG

STAKEPOCKET

PRICE

\$52
\$7

\$737
\$455

\$12

UOM

EA
EA

PKG
EA

EA



ENCLOSED 4/5-WIDE

STANDARD FEATURES

- All-Aluminum Construction
- One-Piece Aluminum Roof
- V-Nose Construction
- 24" Stoneguard
- Dexter Torsion Ride Axles
- Single Barn Door (4-Wides Only)
- Double Barn Doors (5-Wides)
- Roof Vent
- (2) Interior LED Dome Lights w/ Wall Switch
- Exterior LED Lighting
- 5/8" Water Resistant Decking (4 & 5 Wides)
- 3/8" Water Resistant Walls
- 2" Coupler
- Safety Chains
- Smooth .030 Bonded Side Panels
- Limited Lifetime Warranty

TRAILER MODEL	Cargo 4x6	Cargo 5x8	Cargo 5x10
Item Number	MEC4x6-IF	MEC5x8-IF	MEC5x10-IF
Subframe	2" x 3"	2" x 3"	2" x 3"
Floor Studs	24" O/C	24" O/C	24" O/C
Wall & Roof Studs	16" O/C	16" O/C	16" O/C
Box WxLxH	50" x 6' x 60"	60" x 8' x 66"	60" x 10' x 66"
Interior WxLxH	47" x 5'10" x 58"	57" x 7'10" x 64"	57" x 9'10" x 64"
Overall WxLxH	72" x 10' x 72"	82" x 12'8" x 78"	82" x 14'8" x 78"
Deck Height	12"	13"	13"
Hitch Height	11"	12"	12"
Rear Door Opening WxH	42" x 54"	52" x 60"	52" x 60"
V-Nose	24"	28"	28"
Axle(s) - Qty/Rating	1-2200# Idler	1-3500# Idler	1-3500# Idler
GVWR	2200#	2990#	2990#
Wheels	13" Silver Mod	15" Gloss Black Mod	15" Gloss Black Mod
Tires	175/80R13	205/75R15	205/75R15
Side Door	Not Standard	Not Standard	Not Standard
Power Connection	4-Way Flat	4-Way Flat	4-Way Flat
Coupler Rating/Ball Size	3500# / 2"	3500# / 2"	3500# / 2"
Jack	2000# Center Jack	2000# Center Jack	2000# Center Jack
Safety Chains			
Curb Weight	650#	875#	950#
Payload	1550#	2115#	2040#
BASE PRICE	\$3,660	\$4,780	\$5,213

OPTIONS & ACCESSORIES (Expanded Option List can be found in Options Section)

CONSTRUCTION OPTIONS	ITEM NUMBER	PRICE	UOM	TIE DOWN OPTIONS	ITEM NUMBER	PRICE	UOM
Add 3" to Box Height	HEIGHT3	\$22	PBF	5000# Recessed Heavy Duty D-Ring w/ Backing Plate (Installed)	DRING5000DP	\$47	EA
Add 6" to Box Height	HEIGHT6	\$33	PBF				
Add 9" to Box Height	HEIGHT9	\$39	PBF	Zinc 6000# Recessed Swivel D-Ring w/ Backing Plate (Installed)	DRING6000Z	\$52	EA
Upgrade to 16" O/C Floor Studs (From 24" O/C; PBF)	FLOOR16OC	\$15	PBF				
TIRE/WHEEL ASSEMBLIES & ACCESSORIES				DOORS / WINDOWS / VENTS			
Upgrade to 15" Silver Mod (Radial; From 13" Silver Mod Wheels; Includes Fender Upgrade)	WHEELUP13STO15S	\$51	EA	32"x58" Side Access Door w/ Paddle Handle and Piano Hinge	DOOR3258	\$369	EA
Upgrade to 13" Aluminum (Radial; From 13" Silver Mod Wheels)	WHEELUP13STO13A	\$131	EA				
Upgrade to 15" Aluminum Wheels (Radial; From 15" 205 Silvermod Radial)	WHEELUP15STO15A	\$143	EA	12V LIGHTING & ELECTRICAL OPTIONS			
Spare 15" Gloss Black Mod w/ 205/75R15 Tire	WHEELSP15GB205	\$187	EA	Recessed LED "Puck" Light Package (Interior) (8)	12VLEDPUCKPKG8	\$229	PKG
Spare 15" Aluminum Wheel w/ 205/75R15 Tire	WHEELSP15A205	\$326	EA	Round LED Flush Mount Dome Lights (1) 12V Wall Switch			
Spare 13" Silver Mod Wheel w/ 175/80R13 Tire	WHEELSP13SILV	\$185	EA	EXTERIOR			
Spare 13" Aluminum Wheel w/ 175/80R13 Tire	WHEELSP13A	\$262	EA	Two-Tone Color Package w/ 6" Anodized Divider	TRIMTT6	\$315	PKG
Bolt-On Spare Tire Carrier (Tongue-Mounted)	WHEELMOUNTBOLT	\$45	EA	Upgrade to 36" Stoneguard (From 24"; V-Nose)	TRIM36SGUP	\$280	EA
RAMP OPTIONS							
Upgrade to Rear Ramp Door w/ Spring Assist & Starter Flap (From Barn Door)	RAMPENC	\$408	PKG				



ENCLOSED 6-WIDE

STANDARD FEATURES

- All-Aluminum Construction
- One-Piece Aluminum Roof
- 24" Stoneguard
- Dexter Torsion Ride Axles
- Double Barn Doors
- Roof Vent
- (2) Interior LED Dome Lights w/ Wall Switch
- Exterior LED Lighting
- 3/4" Water Resistant Decking
- 3/8" Water Resistant Walls
- 2" Coupler
- Safety Chains
- Smooth .030 Bonded Side Panels
- Limited Lifetime Warranty

TRAILER MODEL	Cargo 6x10	Cargo 6X12 SA	Cargo 6X12 TA
Item Number	MEC6x10-IF	MEC6x12SA-IF	MEC6x12TA-IF
Subframe	2" x 3"	2" x 3"	2" x 3"
Floor Studs	24" O/C	24" O/C	24" O/C
Wall & Roof Studs	16" O/C	16" O/C	16" O/C
Box WxLxH	72" x 10' x 78"	72" x 12' x 78"	72" x 12' x 78"
Interior WxLxH	69" x 9'10" x 76"	69" x 11'10" x 76"	69" x 11'10" x 76"
Overall WxLxH	94" x 15'7" x 90"	94" x 17'7" x 90"	94" x 19'7" x 90"
Deck Height	13"	13"	13"
Hitch Height	12"	12"	12"
Rear Door Opening WxH	64" x 72"	64" x 72"	64" x 72"
V-Nose	38-1/2"	38-1/2"	38-1/2"
Axle(s) - Qty/Rating	1-3500# Idler	1-3500# Idler	2-3500# Braked
GVWR	2990#	2990#	7000#
Wheels	15" Gloss Black Mod	15" Gloss Black Mod	15" Gloss Black Mod
Tires	205/75R15	205/75R15	205/75R15
Side Door	32" x 66"	32" x 66"	32" x 66"
Power Connection	4-Way Flat	4-Way Flat	4-Way Flat
Coupler Rating/Ball Size	8000# / 2"	8000# / 2"	8000# / 2"
Jack	2000# Center Jack	2000# Center Jack	2000# Center Jack
Safety Chains			
Curb Weight	1120#	1300#	1450#
Payload	1870#	1690#	5550#
BASE PRICE	\$6,442	\$6,912	\$8,457

OPTIONS & ACCESSORIES (Expanded Option List can be found in Options Section)

CONSTRUCTION OPTIONS	ITEM NUMBER	PRICE	UOM	TIE DOWN OPTIONS	ITEM NUMBER	PRICE	UOM
Add 3" to Box Height	HEIGHT3	\$22	PBF	Stainless Steel 6000# Recessed Swivel D-Ring w/ Backing Plate (Installed)	DRING6000SS	\$69	EA
Add 6" to Box Height	HEIGHT6	\$33	PBF				
Add 9" to Box Height	HEIGHT9	\$39	PBF				
Upgrade to 16" O/C Floor Studs (From 24" O/C; PBF)	FLOOR16OC	\$15	PBF				
AXLE OPTIONS				DOORS / WINDOWS / VENTS			
Upgrade to 1-3K Torsion Braked Axle (From 1-3K Torsion Idler)	AXLETOR3IDTOTOR3BR	\$361	PKG	Upgrade to 32"x72" Paddle Handle & Piano Hinge Side Access Door (From 66")	DOOR3272UP	\$44	EA
TIRE/WHEEL ASSEMBLIES & ACCESSORIES				12V LIGHTING & ELECTRICAL OPTIONS			
Upgrade to 15" Aluminum Wheels (Radial; From 15" 205 Silvermod Radial)	WHEELUP15STO15A	\$143	EA	LED Scare Light (Porch Light) w/ 12V Wall Switch	12VLEDSCARE	\$100	EA
Spare 15" Gloss Black Mod w/ 205/75R15 Tire	WHEELSP15GB205	\$187	EA	Upgrade to 12" LED Slimline Tail/Turn/Stop Lights (Pair)	12VLEDSTOPSLIM	\$56	PKG
Spare 15" Aluminum Wheel w/ 205/75R15 Tire	WHEELSP15A205	\$326	EA	Recessed LED "Puck" Light Package (Interior) (8)	12VLEDPUCKPKG8	\$229	PKG
2024 Interior Elevated Spare Tire Mount (Universal Fitment)	WHEELMOUNTELEV24	\$119	EA	Round LED Flush Mount Dome Lights (1) 12V Wall Switch			
RAMP OPTIONS				INTERIOR			
Upgrade to Rear Ramp Door w/ Spring Assist & Starter Flap (From Barn Door)	RAMPENC	\$408	PKG	Upgrade to White Vinyl Backed Luan Walls w/ Divider (From 3/8" WR)	WALL38WRTOWL	\$11	PBF
				White Vinyl Backed Luan Ceiling	CEILWHITEVINYL	\$22	PBF
TIE DOWN OPTIONS				EXTERIOR			
5000# Recessed Heavy Duty D-Ring w/ Backing Plate (Installed)	DRING5000DP	\$47	EA	Two-Tone Color Package w/ 6" Anodized Divider	TRIMTT6	\$315	PKG
				Upgrade to 36" Stoneguard (From 24"; V-Nose)	TRIM36SGUP	\$280	EA



ENCLOSED 7-WIDE

STANDARD FEATURES

- All-Aluminum Construction
- One-Piece Aluminum Roof
- 24" Stoneguard
- Dexter Torsion Ride Axles
- Double Barn Doors
- Roof Vent
- (3) Interior LED Dome Lights w/ Wall Switch
- Exterior LED Lighting
- 3/4" Water Resistant Decking
- 3/8" Water Resistant Walls
- 2-5/16" A-Frame Coupler
- Safety Chains
- Smooth .030 Bonded Side Panels
- Limited Lifetime Warranty

TRAILER MODEL	Cargo 7x12 TA	Cargo 7x14	Cargo 7x16	Cargo 7x18	Cargo 7x20
Item Number	MEC7X12TA-IF	MEC7X14-IF	MEC7X16-IF	MEC7X18-IF	MEC7X20-IF
Subframe	2" x 5"	2" x 5"	2" x 5"	2" x 5"	2" x 5"
Floor Studs	24" O/C	24" O/C	24" O/C	24" O/C	24" O/C
Wall & Roof Studs	16" O/C	16" O/C	16" O/C	16" O/C	16" O/C
Box WxLxH	84" x 12' x 78"	84" x 14' x 78"	84" x 16' x 78"	84" x 18' x 78"	84" x 20' x 78"
Interior WxLxH	81" x 11'10" x 76"	81" x 13'10" x 76"	81" x 15'10" x 76"	81" x 17'10" x 76"	81" x 19'10" x 76"
Overall WxLxH	102" x 17'10" x 90"	102" x 19'10" x 90"	102" x 21'10" x 90"	102" x 23'10" x 90"	102" x 23'10" x 90"
Deck Height	13"	13"	13"	13"	13"
Hitch Height	12"	12"	12"	12"	12"
Rear Door Opening WxH	76" x 72"	76" x 72"	76" x 72"	76" x 72"	76" x 72"
V-Nose	60"	60"	60"	60"	60"
Axle(s) - Qty/Rating	2-3500# Braked	2-3500# Braked	2-3500# Braked	2-3500# Braked	2-3500# Braked
GVWR	7000#	7000#	7000#	7000#	7000#
Wheels	15" Gloss Black Mod	15" Gloss Black Mod	15" Gloss Black Mod	15" Gloss Black Mod	15" Gloss Black Mod
Tires	205/75R15	205/75R15	205/75R15	205/75R15	205/75R15
Side Door	32" x 66"	32" x 66"	32" x 66"	32" x 66"	32" x 66"
Power Connection	7-Way Round	7-Way Round	7-Way Round	7-Way Round	7-Way Round
Coupler Rating/Ball Size	14000# / 2-5/16"	14000# / 2-5/16"	14000# / 2-5/16"	14000# / 2-5/16"	14000# / 2-5/16"
Jack	2000# Center Jack	2000# Center Jack	2000# Center Jack	2000# Center Jack	2000# Center Jack
Safety Chains					
Curb Weight	1450#	1750#	1900#	2075#	2275#
Payload	5550#	5250#	5100#	4925#	4725#
BASE PRICE	\$9,212	\$9,445	\$10,019	\$10,643	\$11,375

OPTIONS & ACCESSORIES (Expanded Option List can be found in Options Section)

CONSTRUCTION OPTIONS	ITEM NUMBER	PRICE	UOM	TIE DOWN OPTIONS	ITEM NUMBER	PRICE	UOM
Add 3" to Box Height	HEIGHT3	\$22	PBF	5000# Recessed Heavy Duty D-Ring w/ Backing Plate (Installed)	DRING5000DP	\$47	EA
Add 6" to Box Height	HEIGHT6	\$33	PBF	Zinc 6000# Recessed Swivel D-Ring w/ Backing Plate (Installed)	DRING6000Z	\$52	EA
Add 9" to Box Height	HEIGHT9	\$39	PBF				
Upgrade to 16" O/C Floor Studs (From 24" O/C; PBF)	FLOOR16OC	\$15	PBF				
AXLE OPTIONS				DOORS / WINDOWS / VENTS			
Upgrade to 2-5K Torsion Braked Axles & FRAME (From 2-3K Braked; Enclosed Models) ** Includes Axle Carrier Upgrade and 16" O/C Floor Stud Upgrade, & Upgrade to 15" 225 6lug tires **	AXLETOR6BRTOTOR10BRFR	\$2,213	PKG	Upgrade to 32"x72" Paddle Handle & Piano Hinge Side Access Door (From 66")	DOOR3272UP	\$44	EA
TIRE/WHEEL ASSEMBLIES & ACCESSORIES				12V LIGHTING & ELECTRICAL OPTIONS			
Upgrade to 15" Aluminum Wheels (Radial; From 15" 205 Silvermod Radial)	WHEELUP15STO15A	\$143	EA	LED Scare Light (Porch Light) w/ 12V Wall Switch	12VLEDSCARE	\$100	EA
Spare 15" Gloss Black Mod w/ 205/75R15 Tire	WHEELSP15GB205	\$187	EA	Upgrade to 12" LED Slimline Tail/Turn/Stop Lights (Pair)	12VLEDSTOPSLIM	\$56	PKG
Spare 15" Aluminum Wheel w/ 205/75R15 Tire	WHEELSP15A205	\$326	EA	Recessed LED "Puck" Light Package (Interior) (8)	12VLEDPUCKPKG8	\$229	PKG
2024 Interior Elevated Spare Tire Mount (Universal Fitment)	WHEELMOUNTELEV24	\$119	EA	Round LED Flush Mount Dome Lights (1) 12V Wall Switch			
RAMP OPTIONS				INTERIOR			
Rear Stowable Ramp Kit - (2) 26"x6' Ramps - Extrusion to Hook Ramps to - Ramps to Stow on Interior of Barn Doors - Add (2) Extra Strap Hinges to Each Barn Door - Ramp Lock Extrusion full width of each ramp on both ends	RAMPSTOWABLEKIT	\$686	PKG	Upgrade to White Vinyl Backed Luan Walls w/ Divider (From 3/8" WR)	WALL38WRTOWL	\$11	PBF
Upgrade to Rear Ramp Door w/ Spring Assist & Starter Flap (From Barn Door)	RAMPENC	\$408	PKG	White Vinyl Backed Luan Ceiling	CEILWHITEVINYL	\$22	PBF
				EXTERIOR			
				Two-Tone Color Package w/ 6" Anodized Divider	TRIMTT6	\$315	PKG
				Upgrade to 36" Stoneguard (From 24"; V-Nose)	TRIM36SGUP	\$280	EA



ENCLOSED 7.5-WIDE

STANDARD FEATURES

- All-Aluminum Construction
- One-Piece Aluminum Roof
- 24" Stoneguard
- Dexter Torsion Ride Axles
- Double Barn Doors
- Roof Vent
- (3) Interior LED Dome Lights w/ Wall Switch
- Exterior LED Lighting
- 3/4" Water Resistant Decking
- 3/8" Water Resistant Walls
- 2-5/16" A-Frame Coupler
- Safety Chains
- Smooth .030 Bonded Side Panels
- Limited Lifetime Warranty

TRAILER MODEL	Cargo 7.5x12 TA	Cargo 7.5x14	Cargo 7.5x16	Cargo 7.5x18	Cargo 7.5x20
Item Number	MEC7.5X12-IF	MEC7.5x14-IF	MEC7.5x16-IF	MEC7.5x18-IF	MEC7.5x20-IF
Subframe	2" x 5"	2" x 5"	2" x 5"	2" x 5"	2" x 5"
Floor Studs	24" O/C	24" O/C	24" O/C	24" O/C	24" O/C
Wall & Roof Studs	16" O/C	16" O/C	16" O/C	16" O/C	16" O/C
Box WxLxH	90" x 12' x 78"	90" x 14' x 78"	90" x 16' x 78"	90" x 18' x 78"	90" x 20' x 78"
Interior WxLxH	87" x 11'10" x 76"	87" x 13'10" x 76"	87" x 15'10" x 76"	87" x 17'10" x 76"	87" x 19'10" x 76"
Overall WxLxH	102" x 17'10" x 90"	102" x 19'10" x 90"	102" x 21'10" x 90"	102" x 23'10" x 90"	102" x 23'10" x 90"
Deck Height	13"	13"	13"	13"	13"
Hitch Height	12"	12"	12"	12"	12"
Rear Door Opening WxH	80" x 72"	80" x 72"	80" x 72"	80" x 72"	80" x 72"
V-Nose	60"	60"	60"	60"	60"
Axle(s) - Qty/Rating	2-3500# Braked	2-3500# Braked	2-3500# Braked	2-3500# Braked	2-3500# Braked
GVWR	7000#	7000#	7000#	7000#	7000#
Wheels	15" Gloss Black Mod	15" Gloss Black Mod	15" Gloss Black Mod	15" Gloss Black Mod	15" Gloss Black Mod
Tires	205/75R15	205/75R15	205/75R15	205/75R15	205/75R15
Side Door	32" x 66"	32" x 66"	32" x 66"	32" x 66"	32" x 66"
Power Connection	7-Way Round	7-Way Round	7-Way Round	7-Way Round	7-Way Round
Coupler Rating/Ball Size	14000# / 2-5/16"	14000# / 2-5/16"	14000# / 2-5/16"	14000# / 2-5/16"	14000# / 2-5/16"
Jack	2000# Center Jack	2000# Center Jack	2000# Center Jack	2000# Center Jack	2000# Center Jack
Safety Chains					
Curb Weight	1450#	1750#	1900#	2075#	2275#
Payload	5550#	5250#	5100#	4925#	4725#
BASE PRICE	\$9,595	\$10,420	\$10,790	\$11,320	\$11,870

OPTIONS & ACCESSORIES (Expanded Option List can be found in Options Section)

CONSTRUCTION OPTIONS	ITEM NUMBER	PRICE	UOM	TIE DOWN OPTIONS	ITEM NUMBER	PRICE	UOM
Add 3" to Box Height	HEIGHT3	\$22	PBF	5000# Recessed Heavy Duty D-Ring w/ Backing Plate (Installed)	DRING5000DP	\$47	EA
Add 6" to Box Height	HEIGHT6	\$33	PBF	Zinc 6000# Recessed Swivel D-Ring w/ Backing Plate (Installed)	DRING6000Z	\$52	EA
Add 9" to Box Height	HEIGHT9	\$39	PBF				
Upgrade to 16" O/C Floor Studs (From 24" O/C; PBF)	FLOOR16OC	\$15	PBF				
AXLE OPTIONS				DOORS / WINDOWS / VENTS			
Upgrade to 2-5K Torsion Braked Axles & FRAME (From 2-3K Braked; Enclosed Models) ** Includes Axle Carrier Upgrade and 16" O/C Floor Stud Upgrade, & Upgrade to 15" 225 6lug tires **	AXLETOR6BRTOTOR10BRFR	\$2,213	PKG	Upgrade to 32"x72" Paddle Handle & Piano Hinge Side Access Door (From 66")	DOOR3272UP	\$44	EA
TIRE/WHEEL ASSEMBLIES & ACCESSORIES				12V LIGHTING & ELECTRICAL OPTIONS			
Upgrade to 15" Aluminum Wheels (Radial; From 15" 205 Silvermod Radial)	WHEELUP15STO15A	\$143	EA	LED Scare Light (Porch Light) w/ 12V Wall Switch	12VLEDSCARE	\$100	EA
Spare 15" Gloss Black Mod w/ 205/75R15 Tire	WHEELSP15GB205	\$187	EA	Upgrade to 12" LED Slimline Tail/Turn/Stop Lights (Pair)	12VLEDSTOPSLIM	\$56	PKG
Spare 15" Aluminum Wheel w/ 205/75R15 Tire	WHEELSP15A205	\$326	EA	Recessed LED "Puck" Light Package (Interior) (8)	12VLEDPUCKPKG8	\$229	PKG
2024 Interior Elevated Spare Tire Mount (Universal Fitment)	WHEELMOUNTELEV24	\$119	EA	Round LED Flush Mount Dome Lights (1) 12V Wall Switch			
RAMP OPTIONS				INTERIOR			
Rear Stowable Ramp Kit - (2) 26"x6' Ramps - Extrusion to Hook Ramps to - Ramps to Stow on Interior of Barn Doors - Add (2) Extra Strap Hinges to Each Barn Door - Ramp Lock Extrusion full width of each ramp on both ends	RAMPSTOWABLEKIT	\$686	PKG	Upgrade to White Vinyl Backed Luan Walls w/ Divider (From 3/8" WR)	WALL38WRTOWL	\$11	PBF
Upgrade to Rear Ramp Door w/ Spring Assist & Starter Flap (From Barn Door)	RAMPENC	\$408	PKG	White Vinyl Backed Luan Ceiling	CEILWHITEVINYL	\$22	PBF
				EXTERIOR			
				Two-Tone Color Package w/ 6" Anodized Divider	TRIMTT6	\$315	PKG
				Upgrade to 36" Stoneguard (From 24"; V-Nose)	TRIM36SGUP	\$280	EA



ENCLOSED 8.5-WIDE

STANDARD FEATURES

- All-Aluminum Construction
- One-Piece Aluminum Roof
- A-Frame Tongue
- 24" Stoneguard
- Dexter Torsion Ride Axles
- Double Barn Doors
- Roof Vent
- (3) Interior LED Dome Lights w/ Wall Switch
- Exterior LED Lighting
- 3/4" Water Resistant Decking
- 3/8" Water Resistant Walls
- 2-5/16" A-Frame Coupler
- Safety Chains
- Polished Aluminum Fenders
- Smooth .030 Bonded Side Panels
- Limited Lifetime Warranty

TRAILER MODEL	Cargo 8.5x12	Cargo 8.5x14	Cargo 8.5x16	Cargo 8.5x18	Cargo 8.5x20
Item Number	MEC8.5X12-IF	MEC8.5X14-IF	MEC8.5X16-IF	MEC8.5X18-IF	MEC8.5X20-IF
Subframe	2" x 5"	2" x 5"	2" x 5"	2" x 5"	2" x 5"
Floor Studs	24" O/C	24" O/C	24" O/C	24" O/C	24" O/C
Wall & Roof Studs	16" O/C	16" O/C	16" O/C	16" O/C	16" O/C
Box WxLxH	99" x 12' x 78"	99" x 14' x 78"	99" x 16' x 78"	99" x 18' x 78"	99" x 20' x 78"
Interior WxLxH	96" x 11'10" x 76"	96" x 13'10" x 76"	96" x 15'10" x 76"	96" x 17'10" x 76"	96" x 19'10" x 76"
Overall WxLxH	102" x 18'8" x 92"	102" x 20'8" x 92"	102" x 22'8" x 92"	102" x 24'8" x 92"	102" x 26'8" x 92"
Deck Height	15"	15"	15"	15"	15"
Hitch Height	14"	14"	14"	14"	14"
Rear Door Opening WxH	89" x 72"	89" x 72"	89" x 72"	89" x 72"	89" x 72"
V-Nose	53"	53"	53"	53"	53"
Axle(s) - Qty/Rating	2-3500# Braked	2-3500# Braked	2-3500# Braked	2-3500# Braked	2-3500# Braked
GVWR	7000#	7000#	7000#	7000#	7000#
Wheels	15" Gloss Black Mod	15" Gloss Black Mod	15" Gloss Black Mod	15" Gloss Black Mod	15" Gloss Black Mod
Tires	205/75R15	205/75R15	205/75R15	205/75R15	205/75R15
Side Door	32" x 66"	32" x 66"	32" x 66"	32" x 66"	32" x 66"
Power Connection	7-Way Round	7-Way Round	7-Way Round	7-Way Round	7-Way Round
Coupler Rating/Ball Size	15000# / 2-5/16"	15000# / 2-5/16"	15000# / 2-5/16"	15000# / 2-5/16"	15000# / 2-5/16"
Jack	2000# Center Jack	2000# Center Jack	2000# Center Jack	2000# Center Jack	2000# Center Jack
Safety Chains					
Curb Weight	1850#	1950#	2050#	2275#	2475#
Payload	5150#	5050#	4950#	4725#	4525#
BASE PRICE	\$9,921	\$10,623	\$11,160	\$11,692	\$12,393

OPTIONS & ACCESSORIES (Expanded Option List can be found in Options Section)

CONSTRUCTION OPTIONS	ITEM NUMBER	PRICE	UOM	TIE DOWN OPTIONS	ITEM NUMBER	PRICE	UOM
Add 3" to Box Height	HEIGHT3	\$22	PBF	Zinc 6000# Recessed Swivel D-Ring w/ Backing Plate (Installed)	DRING6000Z	\$52	EA
Add 6" to Box Height	HEIGHT6	\$33	PBF				
Add 9" to Box Height	HEIGHT9	\$39	PBF				
Upgrade to 16" O/C Floor Studs (From 24" O/C; PBF)	FLOOR16OC	\$15	PBF	DOORS / WINDOWS / VENTS			
				Upgrade to 32"x72" Paddle Handle & Piano Hinge Side Access Door (From 66")	DOOR3272UP	\$44	EA
AXLE OPTIONS				12V LIGHTING & ELECTRICAL OPTIONS			
Upgrade to 2-5K Torsion Braked Axles & FRAME (From 2-3K Braked; Enclosed Models) ** Includes Axle Carrier Upgrade and 16" O/C Floor Stud Upgrade, & Upgrade to 15" 225 6lug tires **	AXLETOR6BRTOTOR10BRFR	\$2,213	PKG	LED Scare Light (Porch Light) w/ 12V Wall Switch	12VLEDSCARE	\$100	EA
				Upgrade to 12" LED Slimline Tail/Turn/Stop Lights (Pair)	12VLEDSTOPSLIM	\$56	PKG
TIRE/WHEEL ASSEMBLIES & ACCESSORIES				Recessed LED "Puck" Light Package (Interior) (8)	12VLEDPUCKPKG8	\$229	PKG
Upgrade to 15" Aluminum Wheels (Radial; From 15" 205 Silvermod Radial)	WHEELUP15STO15A	\$143	EA	Round LED Flush Mount Dome Lights (1) 12V Wall Switch			
Spare 15" Gloss Black Mod w/ 205/75R15 Tire	WHEELSP15GB205	\$187	EA	INTERIOR			
Spare 15" Aluminum Wheel w/ 205/75R15 Tire	WHEELSP15A205	\$326	EA	Upgrade to White Vinyl Backed Luan Walls w/ Divider (From 3/8" WR)	WALL38WRTOWL	\$11	PBF
2024 Interior Elevated Spare Tire Mount (Universal Fitment)	WHEELMOUNTELEV24	\$119	EA	White Vinyl Backed Luan Ceiling	CEILWHITEVINYL	\$22	PBF
RAMP OPTIONS				EXTERIOR			
Upgrade to Rear Ramp Door w/ Spring Assist & Starter Flap (From Barn Door)	RAMPENC	\$408	PKG	Two-Tone Color Package w/ 6" Anodized Divider	TRIMTT6	\$315	PKG
				Upgrade to 36" Stoneguard (From 24"; V-Nose)	TRIM36SGUP	\$280	EA
TIE DOWN OPTIONS							
5000# Recessed Heavy Duty D-Ring w/ Backing Plate (Installed)	DRING5000DP	\$47	EA				



ENCLOSED MOTORCYCLE

STANDARD FEATURES

- All-Aluminum Construction
- Integrated Frame
- V-Nose Construction
- 24" Stoneguard
- Dexter Torsion Ride Axles
- Tandem Motorcycle Wheel Chocks w/ (8) Surface Mount D-Rings
- Rear Ramp w/ Spring Assist & Starter Flap
- Roof Vent
- (3) Interior LED Dome Lights w/ Wall Switch
- Exterior LED Lighting
- 3/4" Water Resistant Decking
- White Luan Backed Vinyl Walls
- Elevated Spare Tire Mount
- Rear Stabilizer Jacks (2)
- 2" Coupler
- Safety Chains
- Limited Lifetime Warranty



TRAILER MODEL	7x12 Enclosed Motorcycle Trailer	7x14 Enclosed Motorcycle Trailer	
Item Number	MEM7X12LP-IF	MEM7X14LP-IF	
Subframe	2" x 3"	2" x 3"	
Floor Studs	24" O/C	24" O/C	
Wall & Roof Studs	16" O/C	16" O/C	
Box WxLxH	84" x 12' x 72"	84" x 14' x 72"	
Interior WxLxH	81" x 11'10" x 70"	81" x 11'10" x 70"	
Overall WxLxH	102" x 18'4" x 85"	102" x 20'2" x 85"	
Deck Height	13"	13"	
Hitch Height	12"	12"	
Rear Door Opening WxH	74" x 66"	74" x 66"	
V-Nose	60"	60"	
Axle(s) - Qty/Rating	2-3500# Braked	2-3500# Braked	
GVWR	6000#	6000#	
Wheels	15" Aluminum	15" Aluminum	
Tires	205/75R15	205/75R15	
Side Door	32" x 58"	32" x 58"	
Power Connection	7-Way Round	7-Way Round	
Coupler Rating/Ball Size	8000# / 2"	8000# / 2"	
Jack	2000# Center Jack	2000# Center Jack	
Safety Chains			
Curb Weight	1525#	1700#	
Payload	4475#	4300#	
BASE PRICE	\$9,662	\$10,311	

OPTIONS & ACCESSORIES (Expanded Option List can be found in Options Section)

CONSTRUCTION OPTIONS	ITEM NUMBER	PRICE	UOM	12V LIGHTING & ELECTRICAL OPTIONS	ITEM NUMBER	PRICE	UOM
Add 3" to Box Height	HEIGHT3	\$22	PBF	Upgrade to 12V Electric Pedestal Jack w/ Battery & Box installed	12VPEDJACK	\$722	PKG
Add 6" to Box Height	HEIGHT6	\$33	PBF	LED Scare Light (Porch Light) w/ 12V Wall Switch	12VLEDSCARE	\$100	EA
Add 9" to Box Height	HEIGHT9	\$39	PBF	Recessed LED "Puck" Light Package (Interior) (8)	12VLEDPUCKPKG8	\$229	PKG
Upgrade to Cast Corner Construction w/ Anodized Radius Wrap	CASTCORNERUP	\$488	PKG	Round LED Flush Mount Dome Lights (1) 12V Wall Switch			
TIRE/WHEEL ASSEMBLIES & ACCESSORIES				FLOORING OPTIONS			
Spare 15" Gloss Black Mod w/ 205/75R15 Tire	WHEELSP15GB205	\$187	EA	Upgrade to 3/4" Quad Ply Decking (Non-Skid Surface, FRP Backer; PBF)	FLOOR34QUADPLY	\$59	PBF
Spare 15" Aluminum Wheel w/ 205/75R15 Tire	WHEELSP15A205	\$326	EA	Upgrade to TPO Coin Flooring (Black, PLF)	FLOORPTPOCOIN	\$38	PLF
Spare Tire Mount (Diamond Plate; Exterior Wall)	WHEELMOUNTELEVEXT	\$164	EA	Upgrade to Extruded Aluminum Floor (Charge for Ramp and V-Nose; PLF)	FLOOREXTRUDED	\$86	PLF
Deluxe Recessed Spare Tire Well (Diamond Plate w/ Hatch Cover)	WHEELMOUNTREC	\$436	EA				
TIE DOWN OPTIONS				CABINET OPTIONS			
Zinc 6000# Recessed Swivel D-Ring w/ Backing Plate (Installed)	DRING6000Z	\$52	EA	V-Nose Overhead 2 Door for 84" Wide Trailer	CABOHV842D	\$385	EA
Airline Track (Recessed in Floor; Aluminum, PLF)	ATRACKRECFL	\$22	PLF	V-Nose Base Cabinet 2-Door for 84" Wide Trailer	CABBSV842D	\$806	EA
Aluminum E-Track Surface-Mounted on Walls (PLF)	ETRACKWALLSURA	\$27	PLF				



ENCLOSED MOTORCYCLE/UTV PINNACLE SERIES

STANDARD FEATURES

- All-Aluminum Construction
- One Piece Aluminum Roof
- Integrated Frame
- Front Style: Flat Front w/ Cast Corners
- Tri-Frame Tongue
- 24" Stoneguard
- Dexter Torsion Ride Axles
- Spread Axle Design
- (3) Rows of Surface Mounted Airline Track
- Rear Ramp w/ Spring Assist
- Premium Aluminum Ramp Hinges
- Freezer Latch System for Rear Ramp
- Aluminum Salem Vents
- (16) Interior LED Puck Lights
- LED Porch Light Over Side Access Door
- Premium Exterior Light Package (Integrated Slim Brake and Backup Lights & Clear Lense Marker Lights)
- Rubber TPO Decking (Box & Ramp)
- .030 Bonded Walls and Ceiling (WHITE Skin)
- Extruded Kickpanel (BLACK)
- Interior Cove Trim (BLACK)
- (2) 30" Premium Over Cabinets, & Centered 24" Wardrobe Cabinet (black trim, exterior skin color match)
- DP Tongue Cover
- Drop Down - Rear Corners Jacks (Pair)
- Safety Chains
- 2020 Rear Canopy (Spoiler System) w/ LED Load Lights
- Screwless .030 Bonded Sides
- 7" Base Rail & 3" Top Rail Trim
- Limited Lifetime Warranty

TRAILER MODEL	7.5 x 14 Pinnacle Motorcycle/UTV	7.5 x 16 Pinnacle Motorcycle/UTV	
Item Number	MEM7.5X14-PPSUTV	MEM7.5X16-PPSUTV	
Subframe	2" x 5"	2" x 5"	
Floor Studs	16" O/C	16" O/C	
Wall & Roof Studs	16" O/C	16" O/C	
Box WxLxH	90" x 14' x 84"	90" x 16' x 84"	
Interior WxLxH	87" x 13'2" x 82"	87" x 15'2" x 82"	
Overall WxLxH	102" x 19'10" x 96"	102" x 21'10" x 96"	
Deck Height	13"	13"	
Hitch Height	12"	12"	
Rear Door Opening WxH	80" x 78"	80" x 78"	
Axle(s) - Qty/Rating	2-3500# Braked	2-3500# Braked	
GVWR	7000#	7000#	
Wheels	15" Aluminum	15" Aluminum	
Tires	205/75R15	205/75R15	
Side Door	32" x 78"	32" x 78"	
Power Connection	7-Way Round	7-Way Round	
Coupler Rating/Ball Size	/ 2-5/16"	/ 2-5/16"	
Jack	5000# Center Jack w/ Foot	5000# Center Jack w/ Foot	
Safety Chains			
Curb Weight	TBD	TBD	
Payload	TBD	TBD	
BASE PRICE	\$18,438	\$19,366	

OPTIONS & ACCESSORIES (Expanded Option List can be found in Options Section)

CONSTRUCTION OPTIONS	ITEM NUMBER	PRICE	UOM	EXTERIOR OPTIONS	ITEM NUMBER	PRICE	UOM
Add 3" to Box Height	HEIGHT3	\$22	PBF	Two-Tone Color Package w/ 6" Anodized Divider	TRIMTT6	\$315	PKG
Add 6" to Box Height	HEIGHT6	\$33	PBF	Two-Tone Color Package - No Anodized Divider	TRIMTTSP	\$151	PKG
Add 9" to Box Height	HEIGHT9	\$39	PBF	Upgrade to .040" Exterior Skin (Black, White, or Silver Only; Extended Lead Times May Apply; PBF)	SKIN040UP	\$64	PBF
				Sloped V-Nose	VNOSESLOPE	\$82	EA
TIRE/WHEEL ASSEMBLIES & ACCESSORIES							
Spare 15" Gloss Black Mod w/ 205/75R15 Tire	WHEELSP15GB205	\$187	EA				
2024 Interior Elevated Spare Tire Mount (Universal Fitment)	WHEELMOUNTELEV24	\$119	EA				
FLOORING OPTIONS							
Upgrade to Extruded Aluminum Decking from Rubber TPO Decking	FLOOREXTRUDEDTPO	\$65	PLF				



POPULAR ENCLOSED CARGO OPTIONS

ITEM NUMBER	CONSTRUCTION OPTIONS	PRICE	UOM
FLATFRONT	Flat Front Construction	\$0	EA
CASTCORNERUP	Cast Polished Corners for Flat Front	\$488	PKG
RADIUSROOF	Upgrade to Radius Roof Construction (Up to 30') (Sloped V-Nose, Cast Corners, & Rear Canopies are not available with this option)	\$33	PBF
VNOSEROUND2	2' Round Nose w/ Anodize Nose Cone	\$905	PKG
VNOSESLOPE	Add Slope in V-Nose	\$82	PKG
WALLINTSTUD	Upgrade to Integrated Wall Stud System – (2) Parallel Tracks Built into Studs, Installed 32" O/C, and Utilizes a 1/4" Carriage Bolt to Mount Items (PBF)	\$44	PBF
HEIGHT3	3" Extra Height	\$22	PBF
HEIGHT6	6" Extra Height	\$33	PBF
HEIGHT9	9" Extra Height	\$39	PBF
HEIGHT12	12" Extra Height	\$43	PBF
HEIGHT15	15" Extra Height (Requires .080 Wall Stud Upgrade and HD Rear Ramp)	\$56	PBF
HEIGHT18	18" Extra Height (Requires HD Ramp or Barn Door Upgrade & .080 Wall Stud Upgrade)	\$64	PBF
HEIGHT21	21" Extra Height (Requires .080 Wall Stud Upgrade and HD Rear Ramp)	\$73	PBF
HEIGHT24	24" Extra Height (Requires HD Ramp or Barn Door Upgrade & .080 Wall Stud Upgrade)	\$84	PBF
HEIGHTDED6	Height Decrease 6"	\$0	PBF
HEIGHTDED12	Height Decrease 12"	\$0	PBF
LENGTH26	Additional Length in 2' Intervals (6 wide)	\$519	Per 2'
LENGTH27	Additional Length in 2' Intervals (7 wide)	\$623	Per 2'
LENGTH275	Additional Length in 2' Intervals (7.5 wide)	\$656	Per 2'
LENGTH285	Additional Length in 2' Intervals (8.5 wide)	\$677	Per 2'
FRAMEUP2X8	Upgrade Trailer Sub Frame to 2"x8" (From 2"x6"; PBF) (Cargo Models going to 12K GVWR Axles +)	\$94	PBF
BEAVERTAILCONSTR	Add Beavertail w/ Extra High Door (6-Wide +, 16' +)	\$886	EA
BEAVERVISIBLE	Reverse Beavertail Construction on (6-Wide +)	\$220	EA
TONGUE12EXT	12" Extended Tongue (For 3K Tandem Axle Enclosed with 2"x5" Frame) Includes Center Beam Upgrade	\$304	PKG
TONGUE16EXTCH	16" Extended Tongue (For 5K Tandem Axle Enclosed; Trailer Must have 2"x6" Frame or Larger)	\$528	PKG
TONGUETRIPLETUBE	Upgrade to Triple Tube Tongue (Enclosed Cargo)	\$167	PKG
COUPLER2ATO2516A	Upgrade to 2-5/16" A-Frame Coupler (From 2" A-Frame Coupler)	\$81	EA
COUPLER2516STO2516ADJ	Upgrade to 3" Adjustable 2-5/16" A-Frame Coupler	\$166	EA
JACK8000PED	Upgrade to 8000# Pedestal Jack (From Wheel or Center Jack)	\$65	EA
JACK10000PED	Upgrade to 10000# Pedestal Jack (From Wheel or Center Jack)	\$81	EA
JACK5000CENTER	Upgrade to 5000# Center-Mount Wheel Jack (From 1500# Wheel Jack or 2000# Center Jack)	\$43	EA
FLOOR16OC	Upgrade to 16" O/C Floor Crossmembers	\$15	PBF
FLOOR12OC	Upgrade to 12" O/C Floor Studs (From 16" O/C; PBF)	\$32	PBF
WALL2X2UP	Upgrade Wall Studs to 2"x2", PBF	\$75	PBF
080WALLSTUD	Upgrade to .080 Wall Studs	\$36	PBF
CEIL2X2UP	Upgrade Ceiling Studs to 2"x2", PBF	\$39	PBF
WALKONROOF	Walk On Roof (Reinforced; PBF)	\$52	PBF
WINCHMOUNTHD	Heavy Duty Winch Mount (Winch Not Included)	\$300	EA
PLATFORMROOF8	8' Platform Roof w/ Ladder & Rail Kit	\$3,336	PKG
CATWALK10	10' Catwalk (Includes Ladder to Roof & 3 Ladder Racks)	\$1,352	PKG
CATWALK12	12' Catwalk (Includes Ladder to Roof & 3 Ladder Racks)	\$1,448	PKG
CATWALK14	14' Catwalk (Includes Ladder to Roof & 4 Ladder Racks)	\$1,742	PKG
CATWALK16	16' Catwalk (Includes Ladder to Roof & 4 Ladder Racks)	\$1,836	PKG
CATWALK18	18' Catwalk (Includes Ladder to Roof & 5 Ladder Racks)	\$2,130	PKG
CATWALK20	20' Catwalk (Includes Ladder to Roof & 6 Ladder Racks)	\$2,426	PKG
LADDEREXTERIOR	Ladder to Roof (Outside V-Nose)	\$265	EA
LADDERROLLER	Upgrade to Roller on Rear Ladder Rack	\$290	EA
LADDERRACKDEL	Ladder Racks	\$193	EA
CANOPYREAR2013	Rear Canopy Loading Light System - 2013 Version (Not available w/ Radius Roof)	\$702	PKG
CANOPYREAR2020	Rear Canopy Loading Light System - 2020 Version (Not available w/ Radius Roof)	\$328	PKG
ITEM NUMBER	DOORS, RAMPS & COMPARTMENTS	PRICE	UOM
DOOR2658	26"x58" Side Access Door w/ Paddle Handle and Piano Hinge	\$241	EA
DOOR3258	32"x58" Side Access Door w/ Paddle Handle and Piano Hinge	\$369	EA
DOOR3266	32"x66" Side Access Door w/ Paddle Handle and Piano Hinge	\$406	EA
DOOR3272	32"x72" Side Access Door w/ Paddle Handle and Piano Hinge	\$447	EA
DOOR3272RADIUSSCR	32"x72" Radius RV Door w/ Screen (Window Optional)	\$753	EA
DOOR3272UP	Upgrade to 32"x72" Side Access Door w/ Paddle Handle and Piano Hinge (From 66")	\$44	PKG
DOOR3272RADIUSUP	Upgrade to Dexter 32"x72" Radius Door **Trailer must have 32"x72" Piano Hinged Door already**	\$309	PKG



POPULAR ENCLOSED CARGO OPTIONS

ITEM NUMBER	DOORS, RAMPS & COMPARTMENTS	PRICE	UOM
DOOR3272RADIUSSCRUP	Upgrade to 32"x72" Radius RV Door w/ Screen (Window Optional) (From stand. 32"x72" Side Access Door)	\$471	EA
DOOR36UP	Upgrade to 36" Wide Side Access Door (from 32")	\$70	EA
DOOR48UP	Upgrade to 48" Wide Side Access Door (from 32")	\$126	EA
DOOR4872	48"x72" Split Side Access Door(s)	\$1,091	EA
DOOR4872UP	Upgrade to 48"x72" Split Side Access Door(s) (from 32"x72" Side Access Door)	\$646	EA
DOOR78UP	Upgrade to 78"-Tall Side Access Door (From 72" (SAD) (Excludes Radius RV Door)	\$44	EA
RAMPENC	Upgrade to Rear Ramp Door w/ Spring Assist & Starter Flap (From Barn Door)	\$408	EA
RAMPCARHAULUP	Upgrade to Car-Hauler Grade Rear Ramp (From Standard Ramp)	\$451	EA
FLAPDPTRANS	Diamond Plate Transition Flap (Ramp to Box)	\$185	EA
STARTERALUM	Aluminum Starter Flap to Rear Ramp	\$299	EA
DOORBARNSIDE	Barn Doors on Side of Trailer (74"W x 72"H)	\$1,432	EA
RAMPSIDE	Ramp Door w/ Spring Assist on Side of Trailer (74"W x 72"H)	\$1,432	EA
GEN3030DOOR	Generator Door (30"x30") w/ Salem Vent & Paddle Handle (Lockable)	\$400	EA
GEN3636DOOR	Generator Door (36"x36") w/ Salem Vent & Paddle Handle (Lockable)	\$446	EA
GEN303024COM	Generator Compartment (30"Hx30"Wx24"D) (Door Optional)	\$455	EA
GEN363624COM	Generator Compartment (36"Hx36"Wx24"D) (Door Optional)	\$481	EA
GENSLIDETRAY	Slide Out Generator Tray	\$971	EA
GENCOMINS	Upgrade to Insulated Generator Compartment (Requires Generator Compartment)	\$126	EA
PROPANE3030COM	Propane Compartment (30"H x 30"W x 24") w/ Vented Non Locking Door	\$800	EA
PROPANE3636COM	Propane Compartment (36"H x 36"W x 24") w/ Vented Non Locking Door	\$960	EA
DOOR1414FUEL	Fuel Door w/ Paddle Handle 14"x14"	\$144	EA
DOOR2424FUEL	Fuel Door w/ Paddle Handle 24"x24"	\$171	EA
DOOR4848CON	Concession Door 4'x4'	\$720	EA
DOOR4860CON	Concession Door 4'x6'	\$816	EA
DOOR4896CON	Concession Door 4'x8'	\$840	EA
DOOR4848ESCAPE	Escape Door 4'x4' - DRIVERSIDE OVER WHEEL WELL	\$543	EA
DOOR3030HATCH	Hatch Door 30"x30"	\$313	EA
STEPPULLOUTRV	RV-Style Pull-Out Step (Steel)	\$255	EA
STEPALUMFOLD	Aluminum Fold Down Step	\$132	EA
STEPALUMFOLDP	Powder Coated Aluminum Flip Down Step	\$185	EA
STEPALUMPULL	Aluminum Pull-Out Step	\$241	EA
STEPLOOP	Aluminum Loop Step Stationary	\$81	EA
STEPREAR	Rear Full Length Step Across Rear of Trailer (12" Deep with Expanded Aluminum on Top) (Barn Doors only)	\$361	EA
DOORHANDLEAL	Aluminum Grab Handle For Side Access Door	\$32	EA
DOORKEYEDLHRR	Keyed Locking Hasps for Rear Ramp	\$90	SET
DOORLLATCH	Upgrade to L-Latches "Freezer latches" (Per Ramp, Replaces Locking Bars) (Premium Models w/ CH grade Rear Ramp only)	\$224	SET
DOORLOCKINGSAD	Locking Bar for Side Access Door	\$154	EA
DOORKEYLOCKSAD	Keyed Locking Hasps for Side Door Locking Bar	\$58	SET
DOORPHINGEFULLRRUP	Upgrade to Full Piano Hinge For Rear Ramp	\$268	EA
DOORPHINGEFULLSADUP	Upgrade to Full Piano Hinge For Side Access Door	\$32	EA
RAMPAIRCURTAIN	Rear Door Air Curtain	\$774	EA
DOORSCREENRR	Pull Down Screen for Rear Door Opening	\$601	EA
DOORTENT	Pop Out Tent Bed (60"H x 80"L Rough Opening)	\$3,790	EA
DOORKEYLESS	Keyless Entry System (For Side Access Door)	\$332	SET
RAMPSTOWABLEKIT	Rear Stowable Ramp Kit (2) 26"x6' Ramps (Extrusion to Hook Ramps, Ramps to Stow Interior of Barn Doors, (4) Extra Strap Hinges)	\$686	PKG
ITEM NUMBER	EXTERIOR OPTIONS	PRICE	UOM
SKIN040UP	.040 Skin Upgrade (Black, White, & Silver Only)	\$64	PBF
SKIN050UP	.050 Skin Upgrade (Black & White Only)	\$91	PBF
SKINPOLYUP	Upgrade to .078 PolyCOR Exterior Skin (Available in Black, White, Charcoal & Silver)	\$33	PBF
TRIM12ANOD	Anodized Aluminum Side & Rear Trim Panel (12"; PBF)	\$22	PBF
TRIM12DP	Aluminum Diamond Plate Side & Rear Trim Panel (12"; PBF)	\$26	PBF
TRIM24ANOD	Anodized Aluminum Side & Rear Trim Panel (24"; PBF)	\$49	PBF
TRIM24DP	Aluminum Diamond Plate Side & Rear Trim Panel (24"; PBF)	\$51	PBF
TRIM7	Upgrade to Larger 7" Bottom Trim (PBF)	\$13	PBF
TRIM36SGUP	Upgrade to 36" Stone Guard from 24"	\$280	EA
TRIM48SGUP	Upgrade to 48" Stone Guard from 24"	\$364	EA
TRIMTTSP	Two-Tone Color Package - No Anodized Divider	\$151	EA
TRIMTT6	Two-Tone Color w/ 6" Anodized Divider	\$315	PKG



POPULAR ENCLOSED CARGO OPTIONS

ITEM NUMBER	EXTERIOR OPTIONS	PRICE	UOM
TRIMTT12	Two-Tone Color w/ 12" Anodized Divider	\$408	PKG
TRIMTT24	Two-Tone Color w/ 24" Anodized Divider	\$560	PKG
VNOSEANODIZEDNOSE	Upgrade to Anodized Nose Cone	\$163	PKG
DOTTAPE	Add Red & White DOT Tape to Trailer (PLF) ** must have on any trailer over 10,000lb GVWR **	\$7	PLF
ROOFTRANS	Upgrade to Composite Translucent Roof (From Mill-Finish Aluminum; PBF)	\$16	PBF
ITEM NUMBER	INTERIOR OPTIONS	PRICE	UOM
WALL030BONDED	White .030 Aluminum Side Walls, Bonded	\$33	PBF
WALL030SCREWED	White .030 Aluminum Side Walls, Screwed	\$33	PBF
CEIL030BONDED	White .030 Aluminum Ceiling, Bonded	\$38	PBF
CEIL030SCREWED	White .030 Aluminum Ceiling, Screwed	\$38	PBF
CEILWHITEVINYL	White Vinyl Backed Luan (Ceiling Only; PBF)	\$22	PBF
WALL38WRT038PLY	Upgrade to 3/8" Plywood Walls (From 3/8" Water Resistant) **May Extend Lead Times**	\$22	PBF
WALL38WRT0WL	Upgrade to White Vinyl Faced Luan Walls (From 3/8" Water Resistant)	\$11	PBF
WALL38WHITEVINPLY	Upgrade to White Vinyl Backed 3/8" Plywood (From 3/8" Water Resistant; PBF)	\$69	PBF
WALLWLT038WR	Upgrade to 3/8" Water Resistant Walls (Cargo Trailers; From White Luan Walls; PBF)	\$0	PBF
WALLWLT038PLY	Upgrade to 3/8" Plywood Walls (Cargo Trailers; From White Luan Walls; PBF)	\$23	PBF
WALL12PLYCARUP	Upgrade to 1/2" Plywood Walls (Cargo Trailers; PBF)	\$45	PBF
WALL34INS	3/4" Foam Insulation (Side Walls; PBF)	\$25	PBF
CEIL34INS	3/4" Foam Insulation - Ceiling (Require Ceiling liner)	\$20	PBF
CEIL2INS	2" Foam Insulation (Ceiling Only; PBF)	\$45	PBF
WALL030COVE	.030 Aluminum Cove (All Colors)	\$36	PBF
WALLANONCOVE	Anodized Roof Coves	\$42	PBF
SPRINGCOVERANO	Anodized Spring Cover	\$147	EA
DPSPRINGCOV	Diamond Plate Spring Cover	\$185	EA
SPRINGCOVER03045	.030" Aluminum Spring Assist Cover for 4/5-Wide Rear Ramp Door	\$133	EA
SPRINGCOVER030REAR	.030" Aluminum Spring Assist Cover for Rear Ramp Door	\$133	EA
PARTITIONWALL	Partition Wall w/ 32" Access Door	\$760	EA
WALL6DPKP	Diamond Plate Kickplate (6")	\$15	PBF
WALL12DPKP	Diamond Plate Kick Plate (12")	\$22	PBF
WALL24DPKP	Diamond Plate Kickplate (24")	\$51	PBF
WALL12WRKP	Water Resistant Kick Plate (12")	\$10	PBF
WALL6EXTKP	Extruded Aluminum Kick Plate (6")	\$17	PBF
WALLCARPET3	Carpet on Walls (Charcoal only, 3' Up on Walls, Calculate 4' for V)	\$24	PLF
WALLTPO3	Upgrade to Black TPO Coin Walls (3' Up Wall, Count 4' V-Nose; PLF)	\$60	PLF
ITEM NUMBER	FLOORING	PRICE	UOM
FLOOR58WRT034WR	Upgrade to 3/4" Water Resistant Decking (From 5/8" Water Resistant Decking) (PBF)	\$12	PBF
FLOOR34WRT034PT	Upgrade to 3/4" Pressure Treated Plywood (From 3/4" Water Resistant Decking)	\$20	PBF
FLOOR34QUADPLY	Upgrade to 3/4" Quad Ply Decking (Non-Skid Surface, FRP Backer; PBF)	\$59	PBF
FLOORADD34WR	Additional Layer of 3/4" Water Resistant Decking	\$36	PBF
FLOOREXTRUDED	Upgrade to Extruded Aluminum Floor (Charge for Ramp and V-Nose; PLF)	\$86	PLF
FLOOR045DP	Aluminum Diamond Plate Floor Overlay (.045") (PLF)	\$59	PLF
FLOORBLACKMARBLE	Upgrade to Black Marble Vinyl Flooring (PLF)	\$52	PLF
FLOORCHECKER	Upgrade to Checkerboard Vinyl Flooring (Black & White; PLF)	\$65	PLF
FLOOREPOXY	Painted Epoxy Floor Covering (PBF)	\$24	PBF
FLOORRUBBERCOIN	Upgrade to Rubber Coin Flooring (Black; PLF)	\$83	PLF
FLOORTPOCOIN	Upgrade to TPO Coin Flooring (Black)	\$38	PLF
FLOOREXTRUDEDTPO	Upgrade to Extruded Aluminum Floor from Rubber TPO Floor [Charge for Ramp and V-Nose; include Starter Flap (if added to order)] (PLF)	\$65	PLF
FLOORCARPET	Upgrade to Charcoal Carpet Flooring (PLF)	\$32	PLF
FLOOR34INSUL	Upgrade to 3/4" Foam Insulated Floor	\$94	PBF
FLOOR056DP12SINGLE	Aluminum Diamond Plate Runner (12" Single Row; .056") (PLF)	\$17	PLF
FLOOR056DP12DBL	Aluminum Diamond Plate Runner (12" Double Rows; .056") (PLF)	\$27	PLF
WHEELUP13STO13A	Upgrade to 13" Aluminum (Radial; From 13" Silver Mod Wheels)	\$131	EA
ITEM NUMBER	TIRE/WHEEL ASSEMBLIES & ACCESSORIES	PRICE	UOM
WHEELUP13STO15S	Upgrade to 15" Silver Mod (Radial; From 13" Silver Mod Wheels; Includes Fender Upgrade)	\$51	EA
WHEELUP15S205TO15S225	Upgrade to 15" 225 Silver Mod Wheels (Radial; From 15" 205 Silver Mod Radial)	\$58	EA
WHEELUP15STO15A	Upgrade to 15" Aluminum (Radial; From 15" Silver Mod Radial Wheels)	\$143	EA
WHEELUP15STO15BA	Upgrade to 15" BLACK Aluminum (Radial; From 15" Silver Mod Radial Wheels)	\$143	EA
WHEELUP15STO15FB	Upgrade to 15" Flat Black Mod (Radial; From 15" Silver Mod Radial Wheels) **SPECIAL ORDER**	\$56	EA
WHEELUP15STO15G	Upgrade to 15" Galvanized (Radial; From 15" Silver Mod Radial Wheels)	\$42	EA



POPULAR ENCLOSED CARGO OPTIONS

ITEM NUMBER	TIRE/WHEEL ASSEMBLIES & ACCESSORIES	PRICE	UOM
WHEELUP15S225T015A225	Upgrade to 15" 225 Aluminum Wheels (Radial; From 15" 225 Silver Mod Radial)	\$143	EA
WHEELUP15S225T015BA225	Upgrade to 15" 225 BLACK Aluminum Wheels (Radial; From 15" 225 Silver Mod Radial)	\$143	EA
WHEELUP15S225T015FB225	Upgrade to 15" 225 Flat Black Mod (Radial; From 15" 225 Silver Mod Radial Wheels) **SPECIAL ORDER**	\$56	EA
WHEELUP15S225T016SM	Upgrade to 16" Silver Mod Wheels (Radial; From 15" 225 Silver Mod Radial)	\$80	EA
WHEELUP15A225T016A	Upgrade to 16" Aluminum Wheels (Radial; From 15" 225 Aluminum)	\$80	EA
WHEELUP15A225T016BA	Upgrade to 16" BLACK Aluminum Wheels (Radial; From 15" 225 Aluminum)	\$80	EA
WHEELUP16SMT016GSM	Upgrade to 16" G-Rated Silver Mod Wheels (Radial; From 16" Silver Mod Radial)	\$130	EA
WHEELUP16ST016A	Upgrade to 16" Aluminum Wheels (Radial; From 16" Silver Mod Wheels)	\$187	EA
WHEELUP16ST016BA	Upgrade to 16" Black Aluminum Wheels (Radial; From 16" Silver Mod Wheels)	\$187	EA
WHEELUPATOBA	Upgrade to Black Aluminum Rims from Aluminum (Same Size)	\$0	EA
WHEELSP13SILV	Spare 13" Silver Mod Wheel w/ 175/80R13 Tire	\$185	EA
WHEELSP13A	Spare 13" Aluminum Wheel w/ 175/80R13 Tire	\$262	EA
WHEELSP13GALVRAD	Spare 13" Galvanized Wheel w/ 175/80R13 Tire	\$206	EA
WHEELSP15GB205	Spare 15" Gloss Black Mod w/ 205/75R15 Tire	\$187	EA
WHEELSP15A205	Spare 15" Aluminum Wheel w/ 205/75R15 Tire	\$326	EA
WHEELSP15BA205	Spare 15" Black Aluminum Wheel w/ 205/75R15 Tire	\$326	EA
WHEELSP15GALVRAD	Spare 15" Galvanized Wheel w/ 205/75R15 Tire	\$223	EA
WHEELSP15SILV2255	Spare 15" Silver Mod Wheel w/ 225/75R15 Tire (5-Lug)	\$232	EA
WHEELSP15GB225	Spare 15" Gloss Black Mod 225/75R15 Tire (6-Lug)	\$232	EA
WHEELSP15A2255	Spare 15" Aluminum Wheel w/ 225/75R15 Tire (5-Lug)	\$374	EA
WHEELSP15A225	Spare 15" Aluminum Wheel w/ 225/75R15 Tire (6-Lug)	\$374	EA
WHEELSP15BA225	Spare 15" Black Aluminum Wheel w/ 225/75R15 Tire	\$374	EA
WHEELSP16SILV235	Spare 16" Silver Mod Wheel w/ 235/80R16 Tire	\$309	EA
WHEELSP16A235	Spare 16" Aluminum Wheel w/ 235/80R16 Tire	\$496	EA
WHEELSP16BA235	Spare 16" Black Aluminum Wheel w/ 235/80R16 Tire	\$496	EA
WHEELSP16GSILV235	Spare 16" G-Rated Silver Mod Wheel w/ 235/80R16 Tire (14 Ply Rating)	\$455	EA
WHEELMOUNTELEV24	2024 Interior Elevated Spare Tire Mount (Universal Fitment)	\$119	EA
WHEELMOUNTELEVEXT	Exterior Elevated Spare Tire Mount (Diamond Plate; Exterior Wall)	\$164	EA
WHEELMOUNTFLOOR	Spare Tire Mount (Interior; Floor Level)	\$69	EA
WHEELMOUNTREC	Deluxe Recessed Spare Tire Well (Diamond Plate w/ Hatch Cover)	\$436	EA
ITEM NUMBER	AXLES	PRICE	UOM
AXLETOR3IDT0TOR3BR	Upgrade to 1-3K Torsion Braked Axle (From 1-3K Torsion Idler) ** Trailer Must Have at Least 12" E-Rated Tires **	\$361	PKG
AXLETOR3IDT0TOR6BR	Upgrade to 2-3K Torsion Braked Axles (From 1-3K Torsion Idler)	\$1,562	PKG
AXLETOR6BRT0TOR10BRFR	Upgrade to 2-5K Torsion Braked Axles & FRAME (From 2-3K Braked; Enclosed Models) ** Includes Axle Carrier	\$2,213	PKG
	Upgrade and 16" O/C Floor Stud Upgrade, & Upgrade to 15" 225 6lug tires **		
AXLETOR10BRT0TOR12BR	Upgrade to 2-6K Torsion Braked Axles (From 2-5K Torsion Braked; Includes 16" Tire Upgrade) (2x8 Frame Upgrade Required)	\$583	PKG
AXLETOR10BRT0TOR14BR	Upgrade to 2-7K Torsion Braked Axles (From 2-5K Braked; Includes 16" Tire Upgrade) (2x8 Frame Upgrade Required)	\$1,351	PKG
AXLETORTOHYD	Upgrade to 2-3K Hydraulic Braked Axles (From 2-3K Torsion Braked)	\$1,909	PKG
AXLESPREADUPIF	Spread Axle Upgrade (w/Individual Fenders) (7 & 7.5 Wide Trailers)	\$552	PKG
AXLESPREADUPTFS	Spread Axle Upgrade (w/Tapered Fender Skirting) (8 Wide Models)	\$552	PKG
AXLESURGEBRUP	Upgrade to Surge Brakes (from compatible brake size)	\$1,564	PKG
AXLEO	Upgrade to Zero Degree Axle(s)	\$0	PKG
AXLE22.5DOWN	Upgrade to 22.5 Degree Down Axle(s)	\$0	PKG
AXLE45DOWN	Upgrade to 45 Degree Down Axle(s)	\$0	PKG
AXLEGALVTORSION	Upgrade to Galvanized Axle (Torsion) (Minimum 4 Week Lead Time)	\$118	PKG
ITEM NUMBER	TIE-DOWNS	PRICE	UOM
DRINGSURFACE	Light Duty Surface-Mounted D-Ring (Installed)	\$29	EA
DRINGSLIDING	Light Duty Sliding D-Ring (For Recessed Slide Track; Installed)	\$29	EA
DRINGSLIDINGPOW	Upgrade to Powder Coated Sliding D-Ring (From Existing Sliding D-Ring)	\$11	EA
DRING5000DP	Heavy-Duty Recessed 5000# D-Rings w/ Backing Plate	\$47	EA
DRING6000Z	Heavy-Duty Recessed 6000# Swivel D-Rings w/ Backing Plate (Zinc)	\$52	EA
DRING6000SS	Heavy-Duty Recessed 6000# Swivel D-Rings w/ Backing Plate (Stainless Steel)	\$69	EA
CHOCKSINLDPKG	Recessed Flip-Up Motorcycle Wheel Chock w/ (4) Surface-Mounted D-Rings	\$167	PKG
CHOCKSINHDPKG	Recessed Flip-Up Motorcycle Wheel Chock w/ (4) Recessed Heavy Duty D-Rings	\$279	PKG
CHOCKREC	Recessed Flip-Up Motorcycle Wheel Chock	\$136	EA
CHOCKSUR	Surface-Mounted Wheel Chock (Aluminum, w/ Mounting Hardware)	\$119	EA
CHOCKTANLDPKG	Tandem Flip-Up Motorcycle Wheel Chocks w/ (8) Surface-Mounted D-Rings	\$319	PKG
CHOCKTANHDPKG	Tandem Flip-Up Motorcycle Wheel Chocks w/ (8) Heavy Duty D-Rings	\$546	PKG



POPULAR ENCLOSED CARGO OPTIONS

ITEM NUMBER	TIE-DOWNS	PRICE	UOM
CHOCKSLIDETRACK	Single Stainless Steel Tube Style Wheel Chock for Single Piece of Slide Track (Installed)	\$147	EA
CHOCKSSTUBE	Stainless Steel Tube Style Wheel Chock	\$93	EA
ETRACKFLOORSUR	E-Track Surface Mounted (Floor)	\$17	PLF
ETRACKWALLSURS	E-Track Surface Mounted (Wall)	\$12	PLF
ETRACKFLOORRECS	E-Track HD Recessed w/ Backing Plate (Floor)	\$24	PLF
ETRACKWALLRECS	E-Track HD Recessed w/ Backing Plate (Walls)	\$20	PLF
ETRACKWALLSURA	E-Track (Aluminum) Surface Mounted (Wall)	\$27	PLF
ETRACKFLOORRECA	E-Track (Aluminum) HD Recessed w/ Backing Plate (Floor)	\$33	PLF
ETRACKWALLRECA	E-Track (Aluminum) HD Recessed w/ Backing Plate (Walls)	\$36	PLF
ATRACKSURFL	Airline Track (Aluminum) Surface Mounted (Floor)	\$13	PLF
ATRACKSURWALL	Airline Track (Aluminum) Surface Mounted (Wall)	\$13	PLF
ATRACKRECFL	Airline Track (Recessed in Floor; Aluminum, PLF)	\$22	PLF
ATRACKRECWALL	Airline Track (Recessed in Wall; Aluminum, PLF)	\$26	PLF
SLIDETRACK	Recessed Slide Track (Track Only; D-Rings Sold Separately)	\$24	PLF
SLIDETRACKPKGARGO	Recessed Slide Track (2) Rows w/ (4) Sliding D-Rings	\$32	PLF
SLIDETRACKPOW	Powder Coated Slide Track Upgrade (upgrade to existing slide track) (PBF)	\$11	PBF
ITEM NUMBER	12V LIGHTING & ELECTRICAL	PRICE	UOM
12VLEDBACKUP	Add LED Backup Lights (Pair; Installed)	\$90	PAIR
12VLEDADDSTOP	Additional LED Stop/Turn/Tail Lights (Pair; Installed)	\$90	PAIR
12VLEDSTOPSLIM	Upgrade to 12" LED Slimline Tail/Turn/Stop Lights (Pair)	\$56	PAIR
12VLEDMARKER	Upgrade to Additional LED Marker Lights Bullets	\$15	EA
12VDPLOADINGLIGHTS	Diamond Plate Rear Loading Lights (Mounted Over Rear Ramp Spring; Installed)	\$241	PKG
12VANODLOAD	Anodized Rear Loading Lights (Mounted Over Rear Ramp Spring; Installed)	\$250	EA
12VLEDLOAD9502	(2) 12V LED Load Lights (Double Lights w/ Single Switch, 950 Lumen)	\$179	PKG
12VLEDLOAD950	12V LED Load Light (Single Light w/ Switch, 950 Lumen)	\$147	EA
12VLEDLOAD950SIDE	Recessed LED Exterior Load Light Package (For side of trailer) (1 Light w/ Switch, 950 lumens, & Housing)	\$299	PKG
12VLEDSCARE	12V LED Porch Light w/ Wall Switch	\$100	EA
12VLEDK60PR	K60 LED Exterior Scene Light Package: One 12V wall switch with (2) K60 Scene Lights	\$679	PKG
12VLEDMIDSHIP	Mid-Ship Turn Signals (For Tandem Fenders Only; Pair)	\$90	PAIR
12VBACKUPANG	Angled Back Up Lights (Mounts on side of trailer)	\$389	PAIR
12VPEDJACK	Upgrade to 12V Electric Pedestal Jack w/ Battery & Box installed	\$722	PKG
12VPEDJACK-2	Upgrade to 12V Electric Pedestal Jack w/o Battery	\$289	PKG
12VPOWPOINT	12V Power Jack (Cigarette Lighter Plug)	\$51	EA
12VLEDDOMEUP	Upgrade to LED Economy Dome Light 460 Lumen (From Incandescent Dome Light)	\$11	EA
12VLEDDOMEADD	Additional 12V LED Dome Light (460 lumens)	\$24	EA
12VWALLSW	12 Volt Wall Switch	\$30	EA
12VWALLSW3WAY	12 Volt Wall Switch (3-Way)	\$51	EA
12VWALLSW3WAYUP	Upgrade to 12 Volt (3-Way) Wall Switch	\$24	EA
12VLEDPUCKPKG8	LED Puck Light Package (Includes 8 recessed lights & wall switch) (requires ceiling liner)	\$229	PKG
12VLEDPUCK	Additional Recessed LED "Puck" Light	\$32	EA
12VLEDPUCKPKG2	LED "Puck" Light Cabinet PKG (Under OH Cabinet) (2) Round LED Flush Mount Dome Lights (1) 12V Wall Switch	\$81	PKG
12VLEDDOME18	18" 12V LED Light (requires ceiling liner)	\$193	EA
12VLEDDOME18UP	Upgrade Interior Dome Light to 12V 18" LED Light	\$183	EA
12VLEDUP48LED	Upgrade to (3) 18" 12V LED Light (From (2) 4' LED Wrap Around) (Requires Ceiling)	\$206	SET
12VTRICKLECHARGE	Trickle Charger for Battery	\$137	EA
12VBATTERY	Deep Cycle Marine Battery & Box (Wired)	\$262	EA
12VUSB DUAL	12V USB-C and USB-A Dual Recessed Receptacle	\$44	EA
12VLEDSTRIP	LED Interior Strip Light w/ Housing Package (Per Foot, Per Section)	\$13	PLF
12V7WAYILO4WAY	Upgrade to 7-Way Plug w/ Junction Box (From 4-way Plug)	\$59	EA
12VPERMA	Upgrade to Permaseal Wire Connectors	\$193	PKG
12VLEDLIGHTPKGPREM	Upgrade Premium Light Package (LED Strip Lights w/ Integrated Backup Lights, Marker Lights w/ Clear Lens)	\$158	PKG
12VLEDLIGHTPKGPREMNB	Upgrade to Premium Light Package (LED Strip Lights w/ No Backup Lights, Marker Lights w/ Clear Lenses)	\$70	PKG
12VBACKUPCAMERAWIRE	Wireless Backup Camera System w/ 7" LCD Screen	\$1,057	EA
12VLEDSAFETY	Add LED 6" Oval Alternating Flashing Safety Lights (Orange) w/ Exterior Toggle Switch (Pair) (Hard Wired Into Auxiliary) (7-Way Plug Required)	\$107	PAIR
ITEM NUMBER	110V LIGHTING & ELECTRICAL	PRICE	UOM
110VPACK1	110V Power Package #1: (1) 15 Amp Motorbase Plug, (1) Wall Switch, (1) Wall Receptacle, (1) 4' LED Wraparound Light (No Additions Available with this Package)	\$420	PKG
110VPACK2	110V Power Package #2: (1) 30 Amp Breaker Box w/ 25' Shore Line and Cord Hatch, (2) 3-Way Wall Switches, (1) Standard Wall Receptacle, (1) GFI Wall Receptacle, (2) 4' LED Wraparound Lights	\$729	PKG



POPULAR ENCLOSED CARGO OPTIONS

ITEM NUMBER	110V LIGHTING & ELECTRICAL	PRICE	UOM
110VPACK3	110V Power Package #3: (1) 30 Amp Breaker Box w/ 25' Shore Line and Cord Hatch, (1) Wall Switch, (4) Standard Wall Receptacles, (1) GFCI Receptacle, (4) 4' Fluorescent Lights, (1) Brace and Wire Stub for A/C Unit	\$1,048	PKG
110VPACK4	110V Power Package #4: (1) 15 Amp Motorbase Plug, (2) Wall Receptacles	\$231	PKG
110VPACK5	110V Power Package #5: Includes (1) 60A Breaker Panel w/ 60A Converter and 50A Motorbase Plug, (2) 3-Way Wall Switches, (1) Standard Wall Receptacle, (1) USB Wall Receptacle, (1) GFI Wall Receptacle, (2) 4' LED Wraparound Lights, 12V Deep Cycle Battery & Box	\$1,519	PKG
110VPACK6	110V Power Package #6: (1) 15A Exterior Motorbase Plug, (1) GFI Wall Receptacle	\$149	PKG
110VMBP15A	15A Motor Base Plug	\$59	EA
110VMBP	30A Motor Base Plug (Replaces Shoreline; 110V Package Required)	\$59	PKG
110V30ACONV	30A Power Converter (110V Pkg #2)	\$435	EA
110V30ACORD	30A Power Cord 25' Long (For Motorbase Plug)	\$200	EA
110V30AGLS	30A Generator Line Switch	\$290	EA
110V50AUP	Upgrade to 50 Amp Breaker Box (Requires 110V Pkg #2)	\$211	PKG
110V50ACORD	50A Power Cord 25' Long (For Motorbase Plug)	\$389	EA
110V60ACONV	60A Power Converter (110 Package Required)	\$320	EA
110VWALLRECEPT	110 Volt Wall Receptacle (Installed; Requires 110V Pkg)	\$66	EA
110VWALLRECEPTUSB	110 Volt Combo USB/Wall Outlet Receptacle (Installed; Requires 110V Pkg #2)	\$80	EA
110VWALLSWITCH	110 Volt Wall Switch (3-Way; Requires 110V Pkg #2)	\$52	EA
110VGFIEXT	GFI Wall Receptacle (Exterior) (Requires 30A Package)	\$107	EA
110VADD4LEDWRAP	4' LED Wraparound Light (Requires 110V Pkg)	\$183	EA
110VGFIINT	GFI Wall Receptacle (Interior) (Requires 30A Package)	\$66	EA
110V500WATTSWING	500W Swing-Mount Quartz Light	\$220	EA
AC135	13,500 BTU A/C Unit (Roof-Mounted) (Requires 110V Pkg #2 and 50 Amp Service)	\$1,450	EA
ACHEATSTRIP	Heat Strip for A/C Unit	\$178	EA
110VACBRACESTUB	Brace and Stub Wire for Future AC Installation (Requires 110V Pkg #2) (12Gauge Wire and 20A Breaker)	\$90	EA
110VHEATELE1500	Heater; Electric; CADET Com-Pak Plus White Wall Fan, 1500 Watt (Requires 110V Pkg #2)	\$235	EA
ITEM NUMBER	CABINETS	PRICE	UOM
CABBSV50602D	V-Nose Base Cabinet, 2 Door (50" & 60" Wide Models)	\$642	EA
CABBSV802D	V-Nose Base Cabinet, 2 Door (80" Wide Models)	\$769	EA
CABBSV804D	V-Nose Base Cabinet, 4 Door (80" Wide Models)	\$867	EA
CABBSV842D	V-Nose Base Cabinet 2-Door (84" Wide Models) (78"W x 22"D x 37"H)	\$806	EA
CABBSV844D	V-Nose Base Cabinet 4-Door (84" Wide Models) (74"W x 31"D x 37"H)	\$865	EA
CABBSV902D	V-Nose Base Cabinet, 2 Door (90" Wide Models)	\$844	EA
CABBSV992D	V-Nose Base Cabinet, 2 Door (99" Wide Models) (83"W x 30"D x 37"H)	\$866	EA
CABBSV994D	V-Nose Base Cabinet, 4 Door (99" Wide Models) (83"W x 30"D x 37"H)	\$924	EA
CABBSV67WUP	Upgrade V-Nose Base Cabinet to Full Width/Depth of V-Nose (72", 80", & 84" Wide Models)	\$239	EA
CABBSV758WUP	Upgrade V-Nose Base Cabinet to Full Width/Depth of V-Nose (90", & 99" Wide Models)	\$279	EA
CABOHV50602D	V-Nose Overhead Cabinet, 2 Door (50" & 60" Wide Models)	\$385	EA
CABOHV802D	V-Nose Overhead Cabinet, 2 Door (80" Wide Models)	\$310	EA
CABOHV842D	V-Nose Overhead Cabinet, 2 Door (84" Wide Models)	\$385	EA
CABOHV902D	V-Nose Overhead Cabinet, 2 Door (90" Wide Models)	\$338	EA
CABOHV992D	V-Nose Overhead Cabinet, 2 Door (99" Wide Models) (56"W x 19"D x 19"H)	\$360	EA
CABOHV992D72	V-Nose Overhead Cabinet, 2 Door (99" Wide Models) (72"W x 19"D x 19"H) **Special Option Cabinet**	\$447	EA
CABBS48	4' Straight Wall Base Cabinet, 2 Door (48"W x 24"D x 37"H)	\$876	EA
CABBS60	6' Straight Wall Base Cabinet, 2 Door	\$920	EA
CABBS72	6' Straight Wall Base Cabinet, 2 Door (72"W x 24"D x 37"H)	\$970	EA
CABBS96	8' Straight Wall Base Cabinet, 2 Door (96"W x 24"D x 37"H)	\$1,059	EA
CABBS96FF	8' Straight Wall Base Cabinet, 4 Door	\$970	EA
CABBS28L	Upgrade Base Cabinet to 28" L-Shape Extension	\$300	EA
CABBS96FF	8' Flat Front 4 Door Base Cabinet	\$970	EA
CABBS96FF24DEEP	Add 4" Depth to 8' Flat Front 4 Door Base Cabinet (24" Deep)	\$66	EA
CABOH48	Overhead Cabinet 1 Flip-Up Door (48"W x 13"D x 18"H)	\$275	EA
CABOH482D	Overhead Cabinet 2 Door (48"W x 13"D x 18"H)	\$335	EA
CABOH48P	Overhead Cabinet [Premium, 1 Flip-Up Door (48"W x 13"D x 18"H)	\$250	EA
CABOH62	Overhead Cabinet 1 Door (62"W x 12"D x 18"H)	\$334	EA
CABOH724D	Deluxe Overhead Cabinet 4 Door (72"W x 13"D x 18"H)	\$565	EA
CABOH964D	Deluxe Overhead Cabinet 4 Door (96"W x 13"D x 18"H)	\$654	EA
CABOH96	Overhead Cabinet 2 Flip-Up Door (96"W x 13"D x 18"H)	\$880	EA
CABOH96FF	8' Flat Front 4 Door Overhead Cabinet	\$654	EA
CABOH96FF24DEEP	Add 8" Depth to 8' Flat Front 4 Door Overhead Cabinet (24" Deep)	\$126	EA



POPULAR ENCLOSED CARGO OPTIONS

ITEM NUMBER	CABINETS	PRICE	UOM
CABOHV67WUP	Upgrade V-Nose Overhead Cabinet to Full Width/Depth of V-Nose (72", 80", & 84" Wide Models)	\$170	EA
CABWW72	Wheel Well Cabinet 2 Door w/ Shelving (72"W x 6 3/4"D x 62"H)	\$1,268	EA
CAB50HELMET	Premium 50" Helmet Cabinet w/ Hooks	\$428	EA
CABWR24	24" Wardrobe Cabinet (Single, Full-Height Door, (1) Shelf, (1) Clothes Rod) [24"W x 24"D x 72"H]	\$821	EA
CABOH96PSHLF	96" Overhead Split Cabinet w/ Center Shelf [Premium, 2 Flip-Up Door (96"W x 18"D x 18"H)	\$610	EA
CABWR36	36" Wide Wardrobe.(Single Full-Height Door, 1 Shelf, Clothes Rod) (36"W x 24"D x 76"H)	\$924	EA
CAB47COATHANGER	Premium Wall-Mounted Coat Hanger (47.5", 10 Hooks)	\$143	EA
CAB38COATHANGER	Premium Ceiling-Mounted Coat Hanger (38", 22 Hooks)	\$80	EA
CABCLOTHROD	Clothes Rod for Overhead Cabinets (48" Cabinets only)	\$29	EA
CAB4COATHOOK	4' Coat Rack Package (47' Slide Track w/ (6) Adjustable Hooks)	\$70	PKG
CABSHSELF18	18" Shelving w/ Angled Gussets (PLF, Per Tier)	\$40	PLF
COUNTERTOPFOR	Upgrade to Formica Countertop (Base Cabinet Sold Separately)	\$187	PKG
CABINETTOOLCRIBPKG	Standard Tool Crib Package - (1) 72x24 Horizontal Access Door (Over Fender, w/ Retainer Chains), (2) 38x22 Vertical Access Doors (Ahead/Behind Fender), Adjustable Shelf Brackets in Vertical Cabinets, 3/8" Water Resistant Liner (Interior & Exterior of Box Frame), 19"D x 42"H x 128"L Box Frame Inside Trailer, Hinged Lid (3 Sections)	\$2,477	PKG

ITEM NUMBER	VENTS & WINDOWS	PRICE	UOM
VENTROOF	14"x14" Manual Roof Vent	\$76	EA
VENT12V	12V Power Roof Vent	\$170	EA
VENT110V	110V Power Roof Vent (Requires 30A Package)	\$226	PKG
VENTFF	Fantastic Fan/Vent (Dometic 22-0462) (Requires 30A Package)	\$592	EA
VENTMAXX	Maxx-Air Roof Vent Cover	\$98	EA
VENTSALEM	Directional Salem Vent Kit (Plastic; Pair)	\$59	PAIR
VENTSALEM2	Two-Way Directional Salem Vent Kit (Aluminum; Pair)	\$227	PAIR
WINDOW18X24HOR	18"x24" Horizontal Radius Sliding Window w/ Screen	\$242	EA
WINDOW18X24VER	18"x24" Vertical Radius Sliding Window w/ Screen	\$249	EA
WINDOW24X36	24"x36" Radius Sliding Window w/ Screen	\$380	EA
WINDOW24X36E	24"x36" Egress Sliding Window (Tinted w/ Screen)	\$419	EA

ITEM NUMBER	MISC OPTIONS, ACCESSORIES	PRICE	UOM
DINETTESOFA	Fold-Down Sofa/Sleeper	\$1,671	EA
BEDBUNK	Fold-Down Bunk Beds	\$1,501	EA
BEDHAPPIJAC	Happi Jac Bed System w/ (1) Queen Size Mattress	\$3,783	EA
BENCHFOLD	Fold Down Bench (12"x48") Type: Work or Sitting	\$299	EA
BENCH48PADV	Fold-Down Padded Bench (48"L) Vertical Design	\$247	EA
BENCH50FUP	Premium 50" Fold-Up Padded Bench	\$794	EA
BENCH36FUSTOR	Premium 36" Fold-Up Work Bench w/ Integrated Tool Storage	\$567	EA
HOLDERPREMCUP	Premium Cup Holder	\$50	EA
HOLDERPREMFUEL2	Premium (2) Race Fuel Holder	\$240	EA
STEREOAMFM	Basic Stereo Package - Includes (4) Boss Speakers	\$561	PKG
STABJACK	Stabilizer Jacks	\$117	PAIR
HOLDERPREMFUEL3	Premium (3) Race Fuel Holder	\$320	EA
BOGEYWHEELS	Bogey/Caster Wheels (Installed; Pair)	\$248	PAIR
DRAGWHEELS	HD Drag Wheels (AH Version)	\$119	PAIR
SCISSORJACK	Scissor Jacks (Camper Style; Pair)	\$258	PAIR
JACKWHEEL	Upgrade to Wheel on 2000# Center Jack	\$24	EA

ITEM NUMBER	POWDER COATING OPTIONS	PRICE	UOM
PKGPOWDERCCH	Exterior Powder Coat Package (Cargo/Car Haulers) - Includes Inner & Exterior Door Trims, Fenders, Stone Guard, Locking Bars, Hinges, Grab Handles, Coupler & Exterior Trim	\$64	PBF



ENCLOSED CAR HAULER 14'-22'

STANDARD FEATURES

- All-Aluminum Construction
- Integrated Frame
- One-Piece Aluminum Roof
- 48" Beaver Tail
- Front Style: Flat Front w/ Cast Corners
- 24" Stoneguard
- Dexter Torsion Ride Axles
- (4) Heavy-Duty Recessed D-Rings
- Car Hauler Grade Rear Ramp w/ Starter Flap
- Side Door w/ Pull Out Step
- Roof Vent
- (3) Interior LED Dome Lights w/ Wall Switch
- Exterior LED Lighting
- 3/4" Water Resistant Decking
- White Luan Walls
- 6" Extruded Aluminum Kickplate
- Safety Chains
- Smooth .030 Bonded Side Panels
- Limited Lifetime Warranty



TRAILER MODEL	8.5X14 Car Hauler	8.5X16 Car Hauler	8.5X18 Car Hauler	8.5X20 Car Hauler	8.5X22 Car Hauler
Item Number	MCH8.5x14-IF	MCH8.5x16-IF	MCH8.5x18-IF	MCH8.5x20-IF	MCH8.5x22-IF
Subframe	2" x 6"	2" x 6"	2" x 6"	2" x 6"	2" x 6"
Floor Studs	16" O/C	16" O/C	16" O/C	16" O/C	16" O/C
Wall & Roof Studs	16" O/C	16" O/C	16" O/C	16" O/C	16" O/C
Box WxLxH	99" x 14" x 84"	99" x 16" x 84"	99" x 18" x 84"	99" x 20" x 84"	99" x 22" x 84"
Interior WxLxH	96" x 13'9" x 82"	96" x 15'9" x 82"	96" x 17'9" x 82"	96" x 19'9" x 82"	96" x 21'9" x 82"
Overall WxLxH	102" x 18' x 103"	102" x 20' x 103"	102" x 22' x 103"	102" x 24' x 103"	102" x 26' x 103"
Deck Height	19"	19"	19"	19"	19"
Hitch Height	17"	17"	17"	17"	17"
Rear Door Opening WxH	89" x 81"	89" x 81"	89" x 81"	89" x 81"	89" x 81"
Axle(s) - Qty/Rating	2-3500# Braked	2-3500# Braked	2-3500# Braked	2-3500# Braked	2-3500# Braked
GVWR	7250#	7250#	7250#	7250#	7250#
Wheels	15" Aluminum	15" Aluminum	15" Aluminum	15" Aluminum	15" Aluminum
Tires	205/75R15	205/75R15	205/75R15	205/75R15	205/75R15
Side Door	32" x 72"	32" x 72"	32" x 72"	32" x 72"	32" x 72"
Power Connection	7-Way Round	7-Way Round	7-Way Round	7-Way Round	7-Way Round
Coupler Rating/Ball Size	15000# / 2-5/16"	15000# / 2-5/16"	15000# / 2-5/16"	15000# / 2-5/16"	15000# / 2-5/16"
Jack	5000# Center Jack	5000# Center Jack	5000# Center Jack	5000# Center Jack	5000# Center Jack
Safety Chains					
Curb Weight	1950#	2015#	2285#	2590#	2710#
Payload	5300#	5235#	4965#	4660#	4540#
BASE PRICE	\$13,201	\$13,894	\$14,589	\$15,156	\$15,783

OPTIONS & ACCESSORIES (Expanded Option List can be found in Options Section)

CONSTRUCTION OPTIONS	ITEM NUMBER	PRICE	UOM	12V LIGHTING & ELECTRICAL OPTIONS	ITEM NUMBER	PRICE	UOM
** Upgrade to 48" V-Nose (From Flat Front w/ Cast Corners) ** (Mission, CargoPro, High Country Only)	VNOSE48UPFF	\$0	EA	Upgrade to 12V Electric Pedestal Jack w/ Battery & Box installed	12VPEDJACK	\$722	PKG
Add 3" to Box Height	HEIGHT3	\$22	PBF	LED Scare Light (Porch Light) w/ 12V Wall Switch	12VLEDSCARE	\$100	EA
Add 6" to Box Height	HEIGHT6	\$33	PBF	Upgrade to 12" LED Slimline Tail/Turn/Stop Lights (Pair)	12VLEDSTOPSLIM	\$56	PKG
Add 9" to Box Height	HEIGHT9	\$39	PBF	Recessed LED "Puck" Light Package (Interior) (8)	12VLEDPUCKPKG8	\$229	PKG
Upgrade to 12" O/C Floor Studs (From 16" O/C; PBF)	FLOOR12OC	\$32	PBF	Round LED Flush Mount Dome Lights (1) 12V Wall Switch			
AXLE OPTIONS				FLOORING OPTIONS			
Upgrade to 2-5K Torsion Braked Axles (From 2-3K Torsion Braked; Enclosed Models)	AXLETOR6BRTOTOR10BR	\$884	PKG	Upgrade to TPO Coin Flooring (Black, PLF)	FLOORPTPOCOIN	\$38	PLF
TIRE/WHEEL ASSEMBLIES & ACCESSORIES				Upgrade to 3/4" Quad Ply Decking w/ 12" Quad Ply Kickplate (Non-Skid Surface, FRP Backer; PBF) (FOR SNOW TRAILERS ONLY)	FLOOR34QUADPLY	\$59	PBF
Spare 15" Gloss Black Mod w/ 205/75R15 Tire	WHEELSP15GB205	\$187	EA	ACCESSORIES			
Spare 15" Aluminum Wheel w/ 205/75R15 Tire	WHEELSP15A205	\$326	EA	8' Flat Front 4 Door Overhead Cabinet	CABOH96FF	\$654	EA
Spare 15" Gloss Black Mod 225/75R15 Tire (6-Lug)	WHEELSP15GB225	\$232	EA	8' Flat Front 4 Door Base Cabinet Color: Black	CABBS96FF	\$970	EA
Spare 15" Aluminum Wheel w/ 225/75R15 Tire (6-Lug)	WHEELSP15A225	\$374	EA	V-Nose Base Cabinet, 4 Door 99" Models Color: Black	CABBSV994D	\$924	EA
2024 Interior Elevated Spare Tire Mount	WHEELMOUNTELEV24	\$119	EA	V-Nose Overhead Cabinet, 2 Door 99" Models Color: Black	CABOHV992D	\$360	EA
TIE DOWN OPTIONS							
5000# Recessed Heavy Duty D-Ring w/ Backing Plate (Installed)	DRING5000DP	\$47	EA				
Zinc 6000# Recessed Swivel D-Ring w/ Backing Plate (Installed)	DRING6000Z	\$52	EA				
Upgrade to Zinc 6000# Recessed Swivel D-Rings (From 5000# Recessed HD D-Ring w/ Backing Plate; Installed)	DRING6000UP	\$7	EA				



ENCLOSED CAR HAULER 24'-32'

STANDARD FEATURES

- All-Aluminum Construction
- Integrated Frame
- One-Piece Aluminum Roof
- 48" Beaver Tail
- Front Style: Flat Front w/ Cast Corners
- 24" Stoneguard
- Dexter Torsion Ride Axles
- (4) Heavy-Duty Recessed D-Rings
- Car Hauler Grade Rear Ramp w/ Starter Flap
- Side Door w/ Pull Out Step
- Roof Vent
- (3) Interior LED Dome Lights w/ Wall Switch
- Exterior LED Lighting
- 3/4" Water Resistant Decking
- White Luan Walls
- 6" Extruded Aluminum Kickplate
- Safety Chains
- Smooth .030 Bonded Side Panels
- Limited Lifetime Warranty



TRAILER MODEL	8.5X24 Car Hauler	8.5X26 Car Hauler	8.5X28 Car Hauler	8.5X30 Car Hauler	8.5X32 Car Hauler
Item Number	MCH8.5x24-IF	MCH8.5x26-IF	MCH8.5x28-IF	MCH8.5x30-IF	MCH8.5x32-IF
Subframe	2" x 8"	2" x 8"	2" x 8"	2" x 8"	2" x 8"
Floor Studs	16" O/C	16" O/C	16" O/C	16" O/C	16" O/C
Wall & Roof Studs	16" O/C	16" O/C	16" O/C	16" O/C	16" O/C
Box WxLxH	99" x 24' x 84"	99" x 26' x 84"	99" x 28' x 84"	99" x 30' x 84"	99" x 32' x 84"
Interior WxLxH	96" x 23'9" x 82"	96" x 25'9" x 82"	96" x 27'9" x 82"	96" x 29'9" x 82"	96" x 31'9" x 82"
Overall WxLxH	102" x 28' x 105.5"	102" x 30" x 105.5"	102" x 32" x 105.5"	102" x 34' x 105.5"	102" x 36' x 105.5"
Deck Height	21.5"	21.5"	21.5"	21.5"	21.5"
Hitch Height	20.5"	20.5"	20.5"	20.5"	20.5"
Rear Door Opening WxH	89" x 82"	89" x 82"	89" x 82"	89" x 82"	89" x 82"
Axle(s) - Qty/Rating	(2) 5200# Braked	(2) 5200# Braked	(2) 5200# Braked	(2) 5200# Braked	(2) 5200# Braked
GVWR	9990#	9990#	9990#	9990#	9990#
Wheels	15" Aluminum	15" Aluminum	15" Aluminum	15" Aluminum	15" Aluminum
Tires	225/75R15	225/75R15	225/75R15	225/75R15	225/75R15
Side Door	32" x 72"	32" x 72"	32" x 72"	32" x 72"	32" x 72"
Power Connection	7-Way Round	7-Way Round	7-Way Round	7-Way Round	7-Way Round
Coupler Rating/Ball Size	15000# / 2-5/16"	15000# / 2-5/16"	15000# / 2-5/16"	15000# / 2-5/16"	15000# / 2-5/16"
Jack	5000# Center Jack	5000# Center Jack	5000# Center Jack	5000# Center Jack	5000# Center Jack
Safety Chains					
Curb Weight	3400#	3490#	3950#	4250#	4505#
Payload	6500#	6410#	6040#	5740#	5485#
BASE PRICE	\$18,409	\$19,625	\$20,491	\$21,964	\$22,848

OPTIONS & ACCESSORIES (Expanded Option List can be found in Options Section)

CONSTRUCTION OPTIONS	ITEM NUMBER	PRICE	UOM	12V LIGHTING & ELECTRICAL OPTIONS	ITEM NUMBER	PRICE	UOM
** Upgrade to 48" V-Nose (From Flat Front w/ Cast Corners) ** (Mission, CargoPro, High Country Only)	VNOSE48UPFF	\$0	EA	Upgrade to 12V Electric Pedestal Jack w/ Battery & Box installed	12VPEDJACK	\$722	PKG
Add 3" to Box Height	HEIGHT3	\$22	PBF	LED Scare Light (Porch Light) w/ 12V Wall Switch	12VLEDSCARE	\$100	EA
Add 6" to Box Height	HEIGHT6	\$33	PBF	Upgrade to 12" LED Slimline Tail/Turn/Stop Lights (Pair)	12VLEDSTOPSLIM	\$56	PKG
Add 9" to Box Height	HEIGHT9	\$39	PBF				
Upgrade to 12" O/C Floor Studs (From 16" O/C; PBF)	FLOOR12OC	\$32	PBF	Recessed LED "Puck" Light Package (Interior) (8)	12VLEDPUCKPKG8	\$229	PKG
White Vinyl Backed Luan (Ceiling Only; PBF)	CEILWHITEVINYL	\$22	PBF	Round LED Flush Mount Dome Lights (1) 12V Wall Switch			
AXLE OPTIONS				FLOORING OPTIONS			
Upgrade to 2-6K Torsion Braked Axles (From 2-5K Torsion Braked; Includes 16" Tire Upgrade)	AXLETOR10BRTOTOR12BR	\$583	PKG	Upgrade to TPO Coin Flooring (Black, PLF)	FLOORTPOCOIN	\$38	PLF
				Upgrade to 3/4" Quad Ply Decking w/ 12" Quad Ply Kickplate (Non-Skid Surface, FRP Backer; PBF) (FOR SNOW TRAILERS ONLY)	FLOOR34QUADPLY	\$59	PBF
TIRE/WHEEL ASSEMBLIES & ACCESSORIES				ACCESSORIES			
Spare 15" Gloss Black Mod 225/75R15 Tire (6-Lug)	WHEELSP15GB225	\$232	EA	8' Flat Front 4 Door Overhead Cabinet	CABOH96FF	\$654	EA
Spare 15" Aluminum Wheel w/ 225/75R15 Tire (6-Lug)	WHEELSP15A225	\$374	EA	8' Flat Front 4 Door Base Cabinet Color: Black	CABBS96FF	\$970	EA
2024 Interior Elevated Spare Tire Mount	WHEELMOUNTELEV24	\$119	EA	V-Nose Base Cabinet, 4 Door 99" Models Color: Black	CABBSV994D	\$924	EA
TIE DOWN OPTIONS				V-Nose Overhead Cabinet, 2 Door 99" Models Color: Black	CABOHV992D	\$360	EA
5000# Recessed Heavy Duty D-Ring w/ Backing Plate (Installed)	DRING5000DP	\$47	EA				
Zinc 6000# Recessed Swivel D-Ring w/ Backing Plate (Installed)	DRING6000Z	\$52	EA				
Upgrade to Zinc 6000# Recessed Swivel D-Rings (From 5000# Recessed HD D-Ring w/ Backing Plate; Installed)	DRING6000UP	\$7	EA				



ENCLOSED CAR HAULER PINNACLE SERIES

STANDARD FEATURES

- All-Aluminum Construction
- Integrated Frame
- One-Piece Aluminum Roof
- Hidden Beavertail Construction
- Front Style: Flat Front w/ Cast Corners
- 24" Stoneguard
- Dexter Torsion Ride Axles
- Spread Axle Design
- (4) HD 6,000# Recessed Swivel D-Rings
- HD Rear Ramp w/ Spring Assist
- Side Door w/ Pull Out Step
- 6'x8' Elite Escape Door - Includes Removable Fender & Butterfly Latch System
- Roof Vent (Reinforced w/ Stub Wire for Future A/C)
- LED Porch Light Over Side Access Door
- (2) K60 LED Scene Lights
- (20) Interior LED Puck Lights
- Prem. Exterior Light Pkg (Integrated Slim Brake & Backup Lights & Clear Lense Marker Lights)
- 110 Package #5 - {(1) 60A Breaker Panel w/ Converter and Motobase Plug, (2) 3-Way Wall Switches, (1) GFI Wall Receptacle, (1) Standard Wall Receptacle, (1) USB Receptacle, (2) 4' Wrap Around LED Lights}
- Rubber TPO Decking (Box & Ramp)
- .030 Bonded Walls and Ceiling (WHITE Skin)
- Extruded Kickpanel (BLACK)
- 6' Straight base Cabinet, 6' Overhead Cabinet, & 24" Wardrobe Cabinet (black trim, exterior skin color match)
- Interior Cove Trim (BLACK)
- Drop Down - Rear Corners Jacks (Pair)
- Premium Aluminum Ramp Hinges
- Freezer Latch System for Rear Ramp
- 2020 Rear Canopy (Spoiler System) w/ LED Load Lights
- Safety Chains
- Screwless .030 Bonded Sides
- 7" Base Rail & 3" Top Rail Trim
- Limited Lifetime Warranty

TRAILER MODEL	8.5x20 Pinnacle	8.5x24 Pinnacle	8.5x28 Pinnacle	8.5x32 Pinnacle
Item Number	MCH8.5X20-PPS	MCH8.5X24-PPS	MCH8.5X28-PPS	MCH8.5X32-PPS
Subframe	2" x 6"	2" x 8"	2" x 8"	2" x 8"
Floor Studs	16" O/C	16" O/C	16" O/C	16" O/C
Wall & Roof Studs	16" O/C	16" O/C	16" O/C	16" O/C
Box WxLxH	99" x 20' x 84"	99" x 24' x 84"	99" x 28' x 84"	99" x 32' x 84"
Interior WxLxH	96" x 19'9" x 6'10"	96" x 23'9" x 6'10"	96" x 27'9" x 6'10"	96" x 31'9" x 6'10"
Overall WxLxH	102" x 26' x 103"	102" x 30' x 105.5"	102" x 34' x 105.5"	102" x 38' x 105.5"
Deck Height	19"	21.5"	21.5"	21.5"
Hitch Height	17"	21"	21"	21"
Rear Door Opening WxH	91" x 80"	91" x 81"	91" x 81"	91" x 81"
Axle(s) - Qty/Rating	2-3500# Braked	2-5200# Braked	2-5200# Braked	2-5200# Braked
GVWR	7000#	9900#	9900#	9900#
Wheels	15" Aluminum	15" Aluminum	15" Aluminum	15" Aluminum
Tires	205/75R15	225/75R15	225/75R15	225/75R15
Side Door	36" x 78"	36" x 78"	36" x 78"	36" x 78"
Power Connection	7-Way Round	7-Way Round	7-Way Round	7-Way Round
Coupler Rating/Ball Size	15000# / 2-5/16"	15000# / 2-5/16"	15000# / 2-5/16"	15000# / 2-5/16"
Jack	5000# Center Wheel Jack	5000# Center Wheel Jack	5000# Center Wheel Jack	5000# Center Wheel Jack
Safety Chains				
Curb Weight	2590#	4123#	4369#	4550#
Payload	4410#	5777#	5531#	5350#
BASE PRICE	\$25,353	\$30,062	\$32,416	\$35,138

OPTIONS & ACCESSORIES (Expanded Option List can be found in Options Section)

CONSTRUCTION OPTIONS	ITEM NUMBER	PRICE	UOM	DOOR/WINDOW/VENT OPTIONS	ITEM NUMBER	PRICE	UOM
Add 3" to Box Height (PBF)	HEIGHT3	\$22	PBF	Upgrade to 6' Extruded Aluminum Bi-Fold Ramp	RAMP6CHEXT	\$689	PKG
Add 6" to Box Height (PBF)	HEIGHT6	\$33	PBF	Extension (Car Hauler Models)			
Upgrade to 12" O/C Floor Studs (From 16" O/C; PBF)	FLOOR12OC	\$32	PBF				
AXLE OPTIONS				FLOORING OPTIONS			
Upgrade to 2-5K Torsion Braked Axles (From 2-3K Torsion Braked; Enclosed Models)	AXLETOR6BRTOTOR10BR	\$884	PKG	Upgrade to Extruded Aluminum Decking from Rubber TPO Decking	FLOOREXTRUDEDTPO	\$65	PLF
Upgrade to 2-6K Torsion Braked Axles (From 2-5K Torsion Braked; Includes 16" Tire Upgrade)	AXLETOR10BRTOTOR12BR	\$583	PKG	Airline Track (Recessed in Floor; Aluminum, PLF)	ATRACKRECFL	\$22	PLF
Upgrade to 3-5K Torsion Braked Axles (From 2-5K Braked)	AXLETOR10BRTOTOR15BR	\$2,207	PKG	CABINET OPTIONS			
				Generator Cabinet Package - Includes 28" L-Shape Extension, 30"x30" Generator Box, 30"x30" Generator Door w/ Salem Vent (moves 24" Wardrobe Closet to C/S)	GENCABPKG	\$991	PKG
TIRE/WHEEL ASSEMBLIES & ACCESSORIES				EXTERIOR OPTIONS			
Spare 15" Gloss Black Mod w/ 205/75R15 Tire	WHEELSP15GB205	\$187	EA	Two-Tone Color Package w/ 6" Anodized Divider	TRIMTT6	\$315	PKG
Spare 15" Gloss Black Mod 225/75R15 Tire (6-Lug)	WHEELSP15GB225	\$232	EA	Two-Tone Color Package - No Anodized Divider	TRIMTTSP	\$151	PKG
Spare 15" Aluminum Wheel w/ 205/75R15 Tire	WHEELSP15A205	\$326	EA	Upgrade to .040" Exterior Skin (Black, White, or Silver Only; Extended Lead Times May Apply; PBF)	SKIN040UP	\$64	PBF
Spare 15" Aluminum Wheel w/ 225/75R15 Tire	WHEELSP15A225	\$374	EA				
2024 Interior Elevated Spare Tire Mount (Univ. Fitment)	WHEELMOUNTELEV24	\$119	EA				



ENCLOSED CAR HAULER PINNACLE STACKER SERIES

STANDARD FEATURES

- All-Aluminum Construction
- Integrated Frame
- One-Piece Aluminum Roof
- Front Style: Flat Front w/ Cast Corners
- Hidden Beavertail Construction
- .080 Wall Studs
- 24" Stoneguard
- Dexter Torsion Ride Axles
- Spread Axle Design
- (4) HD 5000# Recessed D-Rings (Floor)
- (4) HD 6000# Recessed Swivel D-Rings (Lift)
- HD Rear Ramp w/ Spring Assist
- Side Door w/ Pull Out Step
- 6'x8' Elite Escape Door - Includes Removable Fender & Butterfly Latch System
- Roof Vent (Reinforced w/ Stub Wire for Future A/C)
- LED Porch Light Over Side Access Door
- (2) K60 LED Scene Lights (Curbside)
- (2) K60 LED Scene Lights (Rear)
- (20) Interior LED Puck Lights
- Prem. Exterior Light Pkg (Integrated Slim Brake & Backup Lights & Clear Lense Marker Lights)
- 110 Package #5 - {(1) 60A Breaker Panel w/ Converter and Motobase Plug, (2) 3-Way Wall Switches, (1) GFI Wall Receptacle, (1) Standard Wall Receptacle, (1) USB Receptacle, (2) 4' Wrap Around LED Lights}
- Rubber TPO Decking (Box & Ramp)
- .030 Bonded Walls and Ceiling (WHITE Skin)
- Extruded Kickpanel (BLACK)
- 6' Straight base Cabinet, 6' Overhead Cabinet, & 24" Wardrobe Cabinet (black trim, exterior skin color match)
- 6' Loft (78" from Floor) (4' on 20')
- 14' Titan Lift - Split Rail Design 6000# Capacity
- Interior Cove Trim (BLACK)
- Drop Down - Rear Corners Jacks (Pair)
- Smooth Aluminum Fenders
- Premium Aluminum Ramp Hinges
- Freezer Latch System for Rear Ramp
- 2020 Rear Canopy (Spoiler System) w/ LED Load Lights
- Safety Chains
- Screwless .050 Bonded Sides
- 7" Base Rail & 3" Top Rail Trim
- Limited Lifetime Warranty

TRAILER MODEL	8.5x20 Pinnacle Stacker	8.5x24 Pinnacle Stacker
Item Number	MCH8.5X20-PPSST	MCH8.5X24-PPSST
Subframe	2" x 8"	2" x 8"
Floor Studs	16" O/C	16" O/C
Wall & Roof Studs	16" O/C	16" O/C
Box WxLxH	99" x 20' x 132"	99" x 24' x 132"
Interior WxLxH	96" x 19'9" x 130"	96" x 23'9" x 130"
Overall WxLxH	102" x 26' x 153.5"	102" x 30' x 153.5"
Deck Height	21.5"	21.5"
Hitch Height	19"	19"
Rear Door Opening WxH	91" x 93"	91" x 93"
Axle(s) - Qty/Rating	2-6000# Braked	2-6000# Braked
GVWR	12,000#	12,000#
Wheels	16" Aluminum	16" Aluminum
Tires	235/80R16	235/80R16
Side Door	36" x 78"	36" x 78"
Power Connection	7-Way Round	7-Way Round
Coupler Rating/Ball Size	15000# / 2-5/16"	15000# / 2-5/16"
Jack	5000# Center Wheel Jack	5000# Center Wheel Jack
Safety Chains		
Curb Weight	TBD	TBD
Payload	TBD	TBD
BASE PRICE	\$47,028	\$52,248

OPTIONS & ACCESSORIES (Expanded Option List can be found in Options Section)

CONSTRUCTION OPTIONS	ITEM NUMBER	PRICE	UOM	FLOORING OPTIONS	ITEM NUMBER	PRICE	UOM
Upgrade to 12" O/C Floor Studs (From 16" O/C; PBF)	FLOOR120C	\$32	PBF	Upgrade to Extruded Aluminum Decking from Rubber TPO Decking	FLOOREXTRUDEDTPO	\$65	PLF
AXLE OPTIONS				Airline Track (Recessed in Floor; Aluminum, PLF)	ATRACKRECFL	\$22	PLF
Upgrade to 2-7K Torsion Braked Axles (From 2-6K Torsion Braked; Enclosed Models)	AXLETOR12BRTOTOR14BR	\$560	PKG	CABINET OPTIONS			
TIRE/WHEEL ASSEMBLIES & ACCESSORIES				Generator Cabinet Package - Includes 28" L-Shape Extension, 30"x30" Generator Box, 30"x30" Generator Door w/ Salem Vent (moves 24" Wardrobe Closet to C/S)	GENCABPKG	\$991	PKG
Spare 16" Silver Mod Wheel w/ 235/80R16 Tire	WHEELSP16SILV235	\$309	EA	EXTERIOR OPTIONS			
Spare 16" G-Rated Silver Mod Wheel w/ 235/80R16 Tire (14 Ply Rating)	WHEELSP16GSILV235	\$455	EA	Two-Tone Color Package w/ 6" Anodized Divider	TRIMTT6	\$315	PKG
Spare 16" Aluminum Wheel w/ 235/80R16 Tire	WHEELSP16A235	\$496	EA	Two-Tone Color Package - No Anodized Divider	TRIMTTSP	\$151	PKG
2024 Interior Elevated Spare Tire Mount (Univ. Fitment)	WHEELMOUNTELEV24	\$119	EA				
DOOR/WINDOW/VENT OPTIONS							
Upgrade to 6' Extruded Aluminum Bi-Fold Ramp Extension (Car Hauler Models)	RAMP6CHEXT	\$689	PKG				



ENCLOSED GOOSENECKS [TANDEM AXLE] 24' - 30'

STANDARD FEATURES

- All-Aluminum Construction
- One-Piece Aluminum Roof
- 48" Beavertail Construction
- 96" Tapered Gooseneck Attic
- Dexter Torsion Ride Axles
- Recessed HD D-Rings
- Rear Ramp Door w/ Spring Assist
- Roof Vent
- (3) Interior LED Dome Lights w/ Wall Switch
- Recessed LED Lights
- 3/4" Water Resistant Decking
- White Luan Interior Walls w/ T-Channel Trim
- Polished Aluminum Fender Flares
- Adjustable Gooseneck Coupler w/ 2-5/16" Ball
- Smooth .030" Bonded Side Panels
- Limited Lifetime Warranty



TRAILER MODEL	8.5x24 Gooseneck	8.5x26 Gooseneck	8.5x28 Gooseneck	8.5x30 Gooseneck
Item Number	MEG8.5x24	MEG8.5x26	MEG8.5x28	MEG8.5x30
Subframe	2" x 8"	2" x 8"	2" x 8"	2" x 8"
Floor Studs	16" O/C	16" O/C	16" O/C	16" O/C
Wall & Roof Studs	16" O/C	16" O/C	16" O/C	16" O/C
Box WxLxH	99" x 16' x 7'	99" x 18' x 7'	99" x 20' x 7'	99" x 22' x 7'
Interior WxLxH	96" x 15'2" x 6'10"	96" x 17'2" x 6'10"	96" x 19'2" x 6'10"	96" x 21'2" x 6'10"
Overall WxLxH	101" x 24' x 8'11"	101" x 26' x 8'11"	101" x 28' x 8'11"	101" x 30' x 8'11"
Deck Height	15"	15"	15"	15"
Rear Door Opening WxH	91" x 81"	91" x 81"	91" x 81"	91" x 81"
Axle(s) - Qty/Rating	2-5200# Braked	2-5200# Braked	2-5200# Braked	2-5200# Braked
GVWR	9990#	9990#	9990#	9990#
Wheels	15" Gloss Black Mod	15" Gloss Black Mod	15" Gloss Black Mod	15" Gloss Black Mod
Tires	225/75R15	225/75R15	225/75R15	225/75R15
Side Door	32" x 72"	32" x 72"	32" x 72"	32" x 72"
Power Connection	7-Way Round	7-Way Round	7-Way Round	7-Way Round
Coupler Rating/Ball Size	/ 2-5/16"	/ 2-5/16"	/ 2-5/16"	/ 2-5/16"
Jack				
Safety Chains	(2) 15000#	(2) 15000#	(2) 15000#	(2) 15000#
Curb Weight	4075#	4305#	4530#	4770#
Payload	5915#	5685#	5460#	5220#
BASE PRICE	\$21,685	\$22,547	\$23,383	\$24,339

OPTIONS & ACCESSORIES (Expanded Option List can be found in Options Section)

CONSTRUCTION OPTIONS	ITEM NUMBER	PRICE	UOM	TIE DOWN OPTIONS	ITEM NUMBER	PRICE	UOM
Add 3" to Box Height	HEIGHT3	\$22	PBF	Upgrade to Zinc 6000# Recessed Swivel D-Rings (From 5000# Recessed HD D-Ring w/ Backing Plate; Installed)	DRING6000UP	\$7	EA
Add 6" to Box Height	HEIGHT6	\$33	PBF				
Add 9" to Box Height	HEIGHT9	\$39	PBF				
Upgrade to 12" O/C Floor Studs (From 16" O/C; PBF)	FLOOR12OC	\$32	PBF				
White Vinyl Backed Luan (Ceiling Only; PBF)	CEILWHITEVINYL	\$22	PBF	12V LIGHTING & ELECTRICAL OPTIONS			
				Upgrade to 12V Electric Pedestal Jack w/ Battery & Box installed	12VPEDJACK	\$722	PKG
AXLE OPTIONS				LED Scare Light (Porch Light) w/ 12V Wall Switch	12VLEDSCARE	\$100	EA
Upgrade to 2-6K Torsion Braked Axles (From 2-5K Torsion Braked; Includes 16" Tire Upgrade)	AXLETOR10BRTOTOR12BR	\$583	PKG	Recessed LED "Puck" Light Package (Interior) (8)	12VLEDPUCKPKG8	\$229	PKG
				Round LED Flush Mount Dome Lights (1) 12V Wall Switch			
TIRE/WHEEL ASSEMBLIES & ACCESSORIES				Upgrade to 12" LED Slimline Tail/Turn/Stop Lights (Pair)	12VLEDSTOPSLIM	\$56	PKG
Upgrade to 15" 225 Aluminum Wheels (Radial; From 15" 225 Silver Mod Radial)	WHEELUP15S225T015A225	\$143	EA				
Spare 15" Gloss Black Mod 225/75R15 Tire (6-Lug)	WHEELSP15GB225	\$232	EA	FLOORING OPTIONS			
Spare 15" Aluminum Wheel w/ 225/75R15 Tire (6-Lug)	WHEELSP15A225	\$374	EA	Upgrade to 3/4" Quad Ply Decking (Non-Skid Surface, FRP Backer; PBF)	FLOOR34QUADPLY	\$59	PBF
Spare 16" Silver Mod Wheel w/ 235/80R16 Tire	WHEELSP16SILV235	\$309	EA	Upgrade to TPO Coin Flooring (Black, PLF)	FLOORPTPOCOIN	\$38	PLF
2024 Int. Elevated Spare Tire Mount (Universal Fit.)	WHEELMOUNTELEV24	\$119	EA				
TIE DOWN OPTIONS				ACCESSORIES			
5000# Recessed Heavy Duty D-Ring w/ Backing Plate (Installed)	DRING5000DP	\$47	EA	8' Flat Front 4 Door Overhead Cabinet	CABOH96FF	\$654	EA
Zinc 6000# Recessed Swivel D-Ring w/ Backing Plate (Installed)	DRING6000Z	\$52	EA	8' Flat Front 4 Door Base Cabinet Color: BLACK	CABBS96FF	\$970	EA



ENCLOSED GOOSENECKS [TANDEM AXLE] 32' - 38'

STANDARD FEATURES

- All-Aluminum Construction
- One-Piece Aluminum Roof
- 48" Beavertail Construction
- 96" Tapered Gooseneck Attic
- Dexter Torsion Ride Axles
- Recessed HD D-Rings
- Rear Ramp Door w/ Spring Assist
- Roof Vent
- (3) Interior LED Dome Lights w/ Wall Switch
- Recessed LED Lights
- 3/4" Water Resistant Decking
- White Luan Interior Walls w/ T-Channel Trim
- Polished Aluminum Fender Flares
- Adjustable Gooseneck Coupler w/ 2-5/16" Ball
- Smooth .030" Bonded Side Panels
- Limited Lifetime Warranty



TRAILER MODEL	8.5x32 Gooseneck	8.5x34 Gooseneck	8.5x36 Gooseneck	8.5x38 Gooseneck
Item Number	MEG8.5X32	MEG8.5X34	MEG8.5X36	MEG8.5X38
Subframe	2" x 8"	2" x 8"	2" x 8"	2" x 8"
Floor Studs	16" O/C	16" O/C	16" O/C	16" O/C
Wall & Roof Studs	16" O/C	16" O/C	16" O/C	16" O/C
Box WxLxH	99" x 24' x 7'	99" x 26' x 7'	99" x 28' x 7'	99" x 30' x 7'
Interior WxLxH	96" x 23'2" x 6'10"	96" x 25'2" x 6'10"	96" x 27'2" x 6'10"	96" x 29'2" x 6'10"
Overall WxLxH	101" x 32' x 8'11"	101" x 34' x 8'11"	101" x 36' x 8'11"	101" x 38' x 8'11"
Deck Height	15"	15"	15"	15"
Rear Door Opening WxH	91" x 81"	91" x 81"	91" x 81"	91" x 81"
Axle(s) - Qty/Rating	2-5200# Braked	2-5200# Braked	2-5200# Braked	2-5200# Braked
GVWR	9990#	9990#	9990#	9990#
Wheels	15" Gloss Black Mod	15" Gloss Black Mod	15" Gloss Black Mod	15" Gloss Black Mod
Tires	225/75R15	225/75R15	225/75R15	225/75R15
Side Door	32" x 72"	32" x 72"	32" x 72"	32" x 72"
Power Connection	7-Way Round	7-Way Round	7-Way Round	7-Way Round
Coupler Rating/Ball Size	/ 2-5/16"	/ 2-5/16"	/ 2-5/16"	/ 2-5/16"
Jack				
Safety Chains	(2) 15000#	(2) 15000#	(2) 15000#	(2) 15000#
Curb Weight	4995#	5225#	5500#	5695#
Payload	4995#	4765#	4490#	4295#
BASE PRICE	\$25,162	\$25,818	\$27,298	\$27,876

OPTIONS & ACCESSORIES (Expanded Option List can be found in Options Section)

CONSTRUCTION OPTIONS	ITEM NUMBER	PRICE	UOM	TIE DOWN OPTIONS	ITEM NUMBER	PRICE	UOM
Add 3" to Box Height	HEIGHT3	\$22	PBF	Upgrade to Zinc 6000# Recessed Swivel D-Rings (From 5000# Recessed HD D-Ring w/ Backing Plate; Installed)	DRING6000UP	\$7	EA
Add 6" to Box Height	HEIGHT6	\$33	PBF				
Add 9" to Box Height	HEIGHT9	\$39	PBF				
Upgrade to 12" O/C Floor Studs (From 16" O/C; PBF)	FLOOR12OC	\$32	PBF				
White Vinyl Backed Luan (Ceiling Only; PBF)	CEILWHITEVINYL	\$22	PBF				
				12V LIGHTING & ELECTRICAL OPTIONS			
				Upgrade to 12V Electric Pedestal Jack w/ Battery & Box installed	12VPEDJACK	\$722	PKG
				LED Scare Light (Porch Light) w/ 12V Wall Switch	12VLEDSCARE	\$100	EA
				Recessed LED "Puck" Light Package (Interior) (8)	12VLEDPUCKPKG8	\$229	PKG
				Round LED Flush Mount Dome Lights (1) 12V Wall Switch			
				Upgrade to 12" LED Slimline Tail/Turn/Stop Lights (Pair)	12VLEDSTOPSLIM	\$56	PKG
				FLOORING OPTIONS			
				Upgrade to 3/4" Quad Ply Decking (Non-Skid Surface, FRP Backer; PBF)	FLOOR34QUADPLY	\$59	PBF
				Upgrade to TPO Coin Flooring (Black, PLF)	FLOORPOCOIN	\$38	PLF
				ACCESSORIES			
				8' Flat Front 4 Door Overhead Cabinet	CABOH96FF	\$654	EA
				8' Flat Front 4 Door Base Cabinet Color: BLACK	CABBS96FF	\$970	EA
AXLE OPTIONS							
Upgrade to 2-6K Torsion Braked Axles (From 2-5K Torsion Braked; Includes 16" Tire Upgrade)	AXLETOR10BRTOTOR12BR	\$583	PKG				
TIRE/WHEEL ASSEMBLIES & ACCESSORIES							
Upgrade to 15" 225 Aluminum Wheels (Radial; From 15" 225 Silver Mod Radial)	WHEELUP15S225T015A225	\$143	EA				
Spare 15" Gloss Black Mod 225/75R15 Tire (6-Lug)	WHEELSP15GB225	\$232	EA				
Spare 15" Aluminum Wheel w/ 225/75R15 Tire (6-Lug)	WHEELSP15A225	\$374	EA				
Spare 16" Silver Mod Wheel w/ 235/80R16 Tire	WHEELSP16SILV235	\$309	EA				
2024 Int. Elevated Spare Tire Mount (Universal Fit.)	WHEELMOUNTELEV24	\$119	EA				
TIE DOWN OPTIONS							
5000# Recessed Heavy Duty D-Ring w/ Backing Plate (Installed)	DRING5000DP	\$47	EA				
Zinc 6000# Recessed Swivel D-Ring w/ Backing Plate (Installed)	DRING6000Z	\$52	EA				



ENCLOSED GOOSENECKS [TRIPLE AXLE] 40' - 46'

STANDARD FEATURES

- All-Aluminum Construction
- One-Piece Aluminum Roof
- 48" Beavertail Construction
- 96" Tapered Gooseneck Attic
- Torsion Ride Suspension
- Recessed HD D-Rings
- Rear Ramp Door w/ Spring Assist
- Roof Vent
- (3) Interior LED Dome Lights w/ Wall Switch
- Recessed LED Lights
- 3/4" Water Resistant Decking
- White Luan Interior Walls w/ T-Channel Trim
- Polished Aluminum Fender Flares
- Adjustable Gooseneck Coupler w/ 2-5/16" Ball
- Smooth .030" Bonded Side Panels
- Limited Lifetime Warranty



TRAILER MODEL	8.5x40 Gooseneck	8.5x42 Gooseneck	8.5x44 Gooseneck	8.5x46 Gooseneck
Item Number	MEG8.5X40	MEG8.5X42	MEG8.5X44	MEG8.5X46
Subframe	2" x 8"	2" x 8"	2" x 8"	2" x 8"
Floor Studs	16" O/C	16" O/C	16" O/C	16" O/C
Wall & Roof Studs	16" O/C	16" O/C	16" O/C	16" O/C
Box WxLxH	99" x 32' x 7"	99" x 34' x 7"	99" x 36' x 7"	99" x 38' x 7"
Interior WxLxH	96" x 31'2" x 6'10"	96" x 33'2" x 6'10"	96" x 35'2" x 6'10"	96" x 37'2" x 6'10"
Overall WxLxH	101" x 40' x 8'11"	101" x 42' x 8'11"	101" x 44' x 8'11"	101" x 46' x 8'11"
Deck Height	15"	15"	15"	15"
Rear Door Opening WxH	91" x 81"	91" x 81"	91" x 81"	91" x 81"
Axle(s) - Qty/Rating	3-5200# Braked	3-5200# Braked	3-5200# Braked	3-5200# Braked
GVWR	15600#	15600#	15600#	15600#
Wheels	15" Gloss Black Mod	15" Gloss Black Mod	15" Gloss Black Mod	15" Gloss Black Mod
Tires	225/75R15	225/75R15	225/75R15	225/75R15
Side Door	32" x 72"	32" x 72"	32" x 72"	32" x 72"
Power Connection	7-Way Round	7-Way Round	7-Way Round	7-Way Round
Coupler Rating/Ball Size	/ 2-5/16"	/ 2-5/16"	/ 2-5/16"	/ 2-5/16"
Jack				
Safety Chains	(2) 15000#	(2) 15000#	(2) 15000#	(2) 15000#
Curb Weight	6205#	6450#	6695#	7020#
Payload	9395#	9150#	8905#	8580#
BASE PRICE	\$32,396	\$33,547	\$34,125	\$34,455

OPTIONS & ACCESSORIES (Expanded Option List can be found in Options Section)

CONSTRUCTION OPTIONS	ITEM NUMBER	PRICE	UOM	TIE DOWN OPTIONS	ITEM NUMBER	PRICE	UOM
Add 3" to Box Height	HEIGHT3	\$22	PBF	Zinc 6000# Recessed Swivel D-Ring w/ Backing Plate (Installed)	DRING6000Z	\$52	EA
Add 6" to Box Height	HEIGHT6	\$33	PBF				
Add 9" to Box Height	HEIGHT9	\$39	PBF	Upgrade to Zinc 6000# Recessed Swivel D-Rings (From 5000# Recessed HD D-Ring w/ Backing Plate; Installed)	DRING6000UP	\$7	EA
Upgrade to 12" O/C Floor Studs (From 16" O/C; PBF)	FLOOR120C	\$32	PBF				
White Vinyl Backed Luan (Ceiling Only; PBF)	CEILWHITEVINYL	\$22	PBF				
AXLE OPTIONS				12V LIGHTING & ELECTRICAL OPTIONS			
Upgrade to 3-6K Torsion Braked Axles (From 3-5K Braked; Includes 16" Tire Upgrade)	AXLETOR15BRTOTOR18BR	\$911	PKG	Upgrade to 12V Electric Pedestal Jack w/ Battery & Box installed	12VPEDJACK	\$722	PKG
Upgrade to 3-7K Torsion Braked Axles (From 3-5K Braked; Includes 16" Tire Upgrade)	AXLETOR15BRTOTOR21BR	\$3,638	PKG	LED Scare Light (Porch Light) w/ 12V Wall Switch	12VLEDSKARE	\$100	EA
Upgrade to 3-8K Torsion Braked Axles (From 3-5K Braked; Includes 17.5" Tire Upgrade)	AXLETOR15BRTOTOR24BR	\$5,911	PKG	Recessed LED "Puck" Light Package (Interior) (8)	12VLEDPUCKPKG8	\$229	PKG
				Round LED Flush Mount Dome Lights (1) 12V Wall Switch			
				Upgrade to 12" LED Slimline Tail/Turn/Stop Lights (Pair)	12VLEDSTOPSLIM	\$56	PKG
TIRE/WHEEL ASSEMBLIES & ACCESSORIES				FLOORING OPTIONS			
Upgrade to 15" 225 Aluminum Wheels (Radial; From 15" 225 Silver Mod Radial)	WHEELUP15S225T015A225	\$143	EA	Upgrade to 3/4" Quad Ply Decking (Non-Skid Surface, FRP Backer; PBF)	FLOOR34QUADPLY	\$59	PBF
Spare 15" Gloss Black Mod 225/75R15 Tire (6-Lug)	WHEELSP15GB225	\$232	EA	Upgrade to TPO Coin Flooring (Black, PLF)	FLOORTPOCOIN	\$38	PLF
Spare 15" Aluminum Wheel w/ 225/75R15 Tire (6-Lug)	WHEELSP15A225	\$374	EA				
Spare 16" Silver Mod Wheel w/ 235/80R16 Tire	WHEELSP16SILV235	\$309	EA				
2024 Int. Elevated Spare Tire Mount (Universal Fit.)	WHEELMOUNTELEV24	\$119	EA				
Spare 17.5" Silver Mod Wheel w/ 215/75R17.5 Tire	WHEELSP17.5SILV215	\$509	EA				
TIE DOWN OPTIONS				ACCESSORIES			
5000# Recessed Heavy Duty D-Ring w/ Backing Plate (Installed)	DRING5000DP	\$47	EA	8' Flat Front 4 Door Overhead Cabinet	CABOH96FF	\$654	EA
				8' Flat Front 4 Door Base Cabinet Color: BLACK	CABBS96FF	\$970	EA



ENCLOSED GOOSENECKS [TRIPLE AXLE] 48' - 53'

STANDARD FEATURES

- All-Aluminum Construction
- One-Piece Aluminum Roof
- 48" Beavertail Construction
- 96" Tapered Gooseneck Attic
- Torsion Ride Suspension
- Recessed HD D-Rings
- Rear Ramp Door w/ Spring Assist
- Roof Vent
- (3) Interior LED Dome Lights w/ Wall Switch
- Recessed LED Lights
- 3/4" Water Resistant Decking
- White Luan Interior Walls w/ T-Channel Trim
- Polished Aluminum Fender Flares
- Adjustable Gooseneck Coupler w/ 2-5/16" Ball
- Smooth .030" Bonded Side Panels
- Limited Lifetime Warranty



TRAILER MODEL	8.5x48 Gooseneck	8.5x50 Gooseneck	8.5x53 Gooseneck
Item Number	MEG8.5X48	MEG8.5X50	MEG8.5X53
Subframe	2" x 8"	2" x 8"	2" x 8"
Floor Studs	16" O/C	16" O/C	16" O/C
Wall & Roof Studs	16" O/C	16" O/C	16" O/C
Box WxLxH	99" x 40' x 7'	99" x 42' x 7'	99" x 45' x 7'
Interior WxLxH	96" x 39'2" x 6'10"	96" x 41'2" x 6'10"	96" x 44'2" x 6'10"
Overall WxLxH	101" x 48' x 8'11"	101" x 50' x 8'11"	101" x 53' x 8'11"
Deck Height	15"	15"	15"
Rear Door Opening WxH	91" x 81"	91" x 81"	91" x 81"
Axle(s) - Qty/Rating	3-5200# Braked	3-5200# Braked	3-5200# Braked
GVWR	15600#	15600#	15600#
Wheels	15" Gloss Black Mod	15" Gloss Black Mod	15" Gloss Black Mod
Tires	225/75R15	225/75R15	225/75R15
Side Door	32" x 72"	32" x 72"	32" x 72"
Power Connection	7-Way Round	7-Way Round	7-Way Round
Coupler Rating/Ball Size	/ 2-5/16"	/ 2-5/16"	/ 2-5/16"
Jack			
Safety Chains	(2) 15000#	(2) 15000#	(2) 15000#
Curb Weight	7350#	7695#	8000#
Payload	8250#	7905#	7600#
BASE PRICE	\$36,343	\$37,164	\$37,987

OPTIONS & ACCESSORIES (Expanded Option List can be found in Options Section)

CONSTRUCTION OPTIONS		ITEM NUMBER	PRICE	UOM	TIE DOWN OPTIONS	ITEM NUMBER	PRICE	UOM
Add 3" to Box Height		HEIGHT3	\$22	PBF	Zinc 6000# Recessed Swivel D-Ring w/ Backing Plate (Installed)	DRING6000Z	\$52	EA
Add 6" to Box Height		HEIGHT6	\$33	PBF				
Add 9" to Box Height		HEIGHT9	\$39	PBF	Upgrade to Zinc 6000# Recessed Swivel D-Rings (From 5000# Recessed HD D-Ring w/ Backing Plate; Installed)	DRING6000UP	\$7	EA
Upgrade to 12" O/C Floor Studs (From 16" O/C; PBF)		FLOOR120C	\$32	PBF				
White Vinyl Backed Luan (Ceiling Only; PBF)		CEILWHITEVINYL	\$22	PBF				
AXLE OPTIONS					12V LIGHTING & ELECTRICAL OPTIONS			
Upgrade to 3-6K Torsion Braked Axles (From 3-5K Braked; Includes 16" Tire Upgrade)		AXLETOR15BRTOTOR18BR	\$911	PKG	Upgrade to 12V Electric Pedestal Jack w/ Battery & Box installed	12VPEDJACK	\$722	PKG
Upgrade to 3-7K Torsion Braked Axles (From 3-5K Braked; Includes 16" Tire Upgrade)		AXLETOR15BRTOTOR21BR	\$3,638	PKG	LED Scare Light (Porch Light) w/ 12V Wall Switch	12VLEDSKARE	\$100	EA
Upgrade to 3-8K Torsion Braked Axles (From 3-5K Braked; Includes 17.5" Tire Upgrade)		AXLETOR15BRTOTOR24BR	\$5,911	PKG	Recessed LED "Puck" Light Package (Interior) (8)	12VLEDPUCKPKG8	\$229	PKG
					Round LED Flush Mount Dome Lights (1) 12V Wall Switch			
					Upgrade to 12" LED Slimline Tail/Turn/Stop Lights (Pair)	12VLEDSTOPSLIM	\$56	PKG
TIRE/WHEEL ASSEMBLIES & ACCESSORIES					FLOORING OPTIONS			
Upgrade to 15" 225 Aluminum Wheels (Radial; From 15" 225 Silver Mod Radial)		WHEELUP15S225T015A225	\$143	EA	Upgrade to 3/4" Quad Ply Decking (Non-Skid Surface, FRP Backer; PBF)	FLOOR34QUADPLY	\$59	PBF
Spare 15" Gloss Black Mod 225/75R15 Tire (6-Lug)		WHEELSP15GB225	\$232	EA	Upgrade to TPO Coin Flooring (Black, PLF)	FLOORTPOCOIN	\$38	PLF
Spare 15" Aluminum Wheel w/ 225/75R15 Tire (6-Lug)		WHEELSP15A225	\$374	EA				
Spare 16" Silver Mod Wheel w/ 235/80R16 Tire		WHEELSP16SILV235	\$309	EA				
2024 Int. Elevated Spare Tire Mount (Universal Fit.)		WHEELMOUNTELEV24	\$119	EA				
Spare 17.5" Silver Mod Wheel w/ 215/75R17.5 Tire		WHEELSP17.5SILV215	\$509	EA				
TIE DOWN OPTIONS					ACCESSORIES			
5000# Recessed Heavy Duty D-Ring w/ Backing Plate (Installed)		DRING5000DP	\$47	EA	8' Flat Front 4 Door Overhead Cabinet	CABOH96FF	\$654	EA
					8' Flat Front 4 Door Base Cabinet Color: BLACK	CABBS96FF	\$970	EA



POPULAR CAR HAULER AND GOOSENECK OPTIONS

ITEM NUMBER	CONSTRUCTION OPTIONS	PRICE	UOM
VNOSE48UPFF	Upgrade to 48" V-Nose (From Flat Front w/ Cast Corners)	\$0	EA
VNOSELOPE	Add Slope in V-Nose	\$82	PKG
CASTCORNERUP	Cast Polished Corners for Flat Front	\$488	PKG
RADIUSROOF	Upgrade to Radius Roof Construction (Up to 30') (Sloped V-Nose, Cast Corners, & Rear Canopies are not available with this option)	\$33	PBF
WALLINTSTUD	Upgrade to Integrated Wall Stud System – (2) Parallel Tracks Built into Studs, Installed 32" O/C, and Utilizes a 1/4" Carriage Bolt to Mount Items (PBF)	\$44	PBF
VNOSEROUND2	2' Round Nose w/ Anodize Nose Cone	\$905	PKG
HEIGHT3	3" Extra Height	\$22	PBF
HEIGHT6	6" Extra Height	\$33	PBF
HEIGHT9	9" Extra Height	\$39	PBF
HEIGHT12	12" Extra Height	\$43	PBF
HEIGHT15	15" Extra Height (Requires .080 Wall Stud Upgrade and HD Rear Ramp)	\$56	PBF
HEIGHT18	18" Extra Height (Requires HD Ramp or Barn Door Upgrade & .080 Wall Stud Upgrade)	\$64	PBF
HEIGHT21	21" Extra Height (Requires .080 Wall Stud Upgrade and HD Rear Ramp)	\$73	PBF
HEIGHT24	24" Extra Height (Requires HD Ramp or Barn Door Upgrade & .080 Wall Stud Upgrade)	\$84	PBF
HEIGHTDED6	Height Decrease 6"	\$0	PBF
HEIGHTDED12	Height Decrease 12"	\$0	PBF
LENGTH285	Additional Length in 2' Intervals (8.5 wide)	\$677	Per 2'
FRAMEUP2X8	Upgrade Trailer Sub Frame to 2"x8" (From 2"x6"; PBF)	\$94	PBF
BEAVERVISIBLE	Reverse Beavertail Construction on (7' wides & Up)	\$220	EA
TONGUE12EXT	12" Extended Tongue (For 3K Tandem Axle Enclosed with 2"x5" Frame) Includes Center Beam Upgrade	\$304	PKG
TONGUE16EXTCH	16" Extended Tongue (For 5K Tandem Axle Enclosed; Trailer Must have 2"x6" Frame or Larger)	\$528	PKG
COUPLER2516STO2516ADJ	Upgrade to 3" Adjustable 2-5/16" A-Frame Coupler	\$166	EA
JACK8000PED	Upgrade to 8000# Pedestal Jack (From Wheel or Center Jack)	\$65	EA
JACK10000PED	Upgrade to 10000# Pedestal Jack (From Wheel or Center Jack)	\$81	EA
GNELECLAND	Upgrade to Electric Landing Gear (Gooseneck Models Only)	\$1,176	EA
JACKGNHYDRLAND	Upgrade to Big Foot Hydraulic Landing Gear (Gooseneck Models Only; Single Leg)	\$2,577	EA
JACKHYDBPFF	Upgrade to 8K Big Foot Hydraulic Jack (Bumper Pull; Flat Front Models Only)	\$1,571	EA
FLOOR120C	Upgrade to 12" O/C Floor Studs (From 16" O/C; PBF)	\$32	PBF
ROOFTRUSSEDUP	Upgrade to Trussed Roof System (Not compatible w/ Radius)	\$42	EA
080WALLSTUD	Upgrade to .080 Wall Studs	\$36	PBF
WALL2X2UP	Upgrade Wall Studs to 2"x2", PBF	\$75	PBF
CEIL2X2UP	Upgrade Ceiling Studs to 2"x2", PBF	\$39	PBF
WALKONROOF	Walk On Roof (Reinforced; PBF)	\$52	PBF
WINCHMOUNTHD	Heavy Duty Winch Mount (Winch Not Included)	\$300	EA
PLATFORMROOF8	8' Platform Roof w/ Ladder & Rail Kit	\$3,336	PKG
CATWALK14	14' Catwalk (Includes Ladder to Roof & 4 Ladder Racks)	\$1,742	PKG
CATWALK16	16' Catwalk (Includes Ladder to Roof & 4 Ladder Racks)	\$1,836	PKG
CATWALK18	18' Catwalk (Includes Ladder to Roof & 5 Ladder Racks)	\$2,130	PKG
CATWALK20	20' Catwalk (Includes Ladder to Roof & 6 Ladder Racks)	\$2,426	PKG
LADDEREXTERIOR	Ladder to Roof (Outside V-Nose)	\$265	EA
LADDEROLLER	Upgrade to Roller on Rear Ladder Rack	\$290	EA
LADDERRACKDEL	Ladder Racks	\$193	EA
CANOPYREAR2013	Rear Canopy Loading Light System - 2013 Version (Not available w/ Radius Roof)	\$702	PKG
CANOPYREAR2020	Rear Canopy Loading Light System - 2020 Version (Not available w/ Radius Roof)	\$328	PKG
DOOR3272RADIUSSCR	32"x72" Radius RV Door w/ Screen (Window Optional)	\$753	EA
DOOR3272RADIUSUP	Upgrade to Dexter 32"x72" Radius Door **Trailer must have 32"x72" Piano Hinged Door already**	\$309	PKG
ITEM NUMBER	DOORS, RAMPS & COMPARTMENTS	PRICE	UOM
DOOR3272RADIUSSCRUP	Upgrade to 32"x72" Radius RV Door w/ Screen (Window Optional) (From stand. 32"x72" Side Access Door)	\$471	EA
DOOR36UP	Upgrade to 36" Wide Side Access Door (from 32")	\$70	EA
DOOR48UP	Upgrade to 48" Wide Side Access Door (from 32")	\$126	EA
DOOR4872	48"x72" Split Side Access Door(s)	\$1,091	EA
DOOR4872UP	Upgrade to 48"x72" Split Side Access Door(s) (from 32"x72" Side Access Door)	\$646	EA
DOOR78UP	Upgrade to 78"-Tall Side Access Door (From 72" (SAD) (Excludes Radius RV Door)	\$44	EA
DOORDOUBLEBARND	Double Barn Doors (Replaces Standard Rear Ramp) Double Barn Doors (Replaces Standard Rear Ramp)	\$0	EA
** THIS WILL DELETE BEAVERTAIL IF TRAILER COMES WITH ONE **			
DOORBARNSIDE	Barn Doors on Side of Trailer (74"W x 72" H)	\$1,432	EA
RAMPSIDE	Ramp Door w/ Spring Assist on Side of Trailer (74"W x 72" H)	\$1,432	EA
RAMPXWIDE95	Upgrade to X-Wide 95" Rear Opening (Rear Ramp Only)	\$304	EA



POPULAR CAR HAULER AND GOOSENECK OPTIONS

ITEM NUMBER	DOORS, RAMPS & COMPARTMENTS	PRICE	UOM
FLAPDPTRANS	Diamond Plate Transition Flap (Ramp to Box)	\$185	EA
STARTERALUM	Aluminum Starter Flap to Rear Ramp	\$299	EA
RAMPHDSTRINGERS	Add (2) 2x4 Wingstock Stringers to Rear Ramp (CH Grade Only) (Maximum Weight Capacity - 5000#)	\$290	EA
GEN3030DOOR	Generator Door (30"x30") w/ Salem Vent & Paddle Handle (Lockable)	\$400	EA
GEN3636DOOR	Generator Door (36"x36") w/ Salem Vent & Paddle Handle (Lockable)	\$446	EA
GEN303024COM	Generator Compartment (30"Hx30"Wx24"D) (Door Optional)	\$455	EA
GEN363624COM	Generator Compartment (36"Hx36"Wx24"D) (Door Optional)	\$481	EA
GENSLIDETRAY	Slide Out Generator Tray	\$971	EA
GENCOMINS	Upgrade to Insulated Generator Compartment (Requires Generator Compartment)	\$126	EA
GENGNCOM	Under Gooseneck Generator Compartment w/ Door & Vent (33"W x 20"H x 22"D)	\$1,031	EA
GNSTORCOM	Under Gooseneck Storage Compartment w/ Flip-Up Door (60"W x 28"H x 24"D)	\$1,262	EA
PROPANE3030COM	Propane Compartment (30"H x 30"W x 24") w/ Vented Non Locking Door	\$800	EA
PROPANE3636COM	Propane Compartment (36"H x 36"W x 24") w/ Vented Non Locking Door	\$960	EA
DOOR1414FUEL	Fuel Door w/ Paddle Handle 14"x14"	\$144	EA
DOOR2424FUEL	Fuel Door w/ Paddle Handle 24"x24"	\$171	EA
DOOR4848CON	Concession Door 4'x4'	\$720	EA
DOOR4860CON	Concession Door 4'x6'	\$816	EA
DOOR4896CON	Concession Door 4'x8'	\$840	EA
DOOR4848ESCAPE	Escape Door 4'x4' - DRIVERSIDE OVER WHEEL WELL	\$543	EA
DOOR9672ELITE18	Elite Escape Door (72" W x 88-1/2" L Fold Up Door w/ Gas Prop Lift Assist, Removable Fender) **If Trailer is Upgraded to Spread Axle, Door will be 97-3/4" Wide & Includes Step Between Tires**	\$1,734	EA
DOOR3030HATCH	Hatch Door 30"x30"	\$313	EA
STEPPULLOUTRV	RV-Style Pull-Out Step (Steel)	\$255	EA
STEPALUMFOLD	Aluminum Fold Down Step	\$132	EA
STEPALUMFOLDP	Powder Coated Aluminum Flip Down Step	\$185	EA
STEPUPALUMFOLDP	Upgrade to Powder Coated Aluminum Flip Down Step (from standard step)	\$76	EA
STEPALUMPULL	Aluminum Pull-Out Step	\$241	EA
STEPLOOP	Aluminum Loop Step Stationary	\$81	EA
STEPREAR	Rear Full Length Step Across Rear of Trailer (12" Deep with Expanded Aluminum on Top) (Barn Doors only)	\$361	EA
DOORHANDLEAL	Aluminum Grab Handle For Side Access Door	\$32	EA
DOORKEYEDLHRR	Keyed Locking Hasps for Rear Ramp	\$90	SET
DOORLLATCH	Upgrade to L-Latches "Freezer latches" (Per Ramp, Replaces Locking Bars) (Premium Models w/ CH grade Rear Ramp only)	\$224	SET
DOORALUMHINGERAMP	Upgrade to Premium Aluminum Ramp Hinges (SET, From S/S Strap Hinges) (Premium CH/GN Models)	\$348	SET
DOORPHINGEFULLRUP	Upgrade to Full Piano Hinge For Rear Ramp	\$268	EA
DOORLOCKINGSAD	Locking Bar for Side Access Door	\$154	EA
DOORKEYLOCKSAD	Keyed Locking Hasps for Side Door Locking Bar	\$58	SET
DOORPHINGEFULLSADUP	Upgrade to Full Piano Hinge For Side Access Door	\$32	EA
RAMPAIRCURTAIN	Rear Door Air Curtain	\$774	EA
DOORSCREENRR	Pull Down Screen for Rear Door Opening	\$601	EA
DOORTENT	Pop Out Tent Bed (60"H x 80"L Rough Opening)	\$3,790	EA
DOORKEYLESS	Keyless Entry System (For Side Access Door)	\$332	SET
RAMP6CHEXT	Upgrade to 6' Extruded Aluminum Bi-Fold Ramp Extension (Car Hauler Models)	\$689	SET
RAMPSTOWABLEKIT	Rear Stowable Ramp Kit (2) 26"x6' Ramps (Extrusion to Hook Ramps, Ramps to Stow Interior of Barn Doors, (4) Extra Strap Hinges)	\$686	PKG
ITEM NUMBER	EXTERIOR OPTIONS	PRICE	UOM
SKIN040UP	.040 Skin Upgrade (Black, White, & Silver Only)	\$64	PBF
SKIN050UP	.050 Skin Upgrade (Black & White Only)	\$91	PBF
SKINPOLYUP	Upgrade to .078 PolyCOR Exterior Skin (Available in Black, White, Charcoal & Silver)	\$33	PBF
TRIM12ANOD	Anodized Aluminum Side & Rear Trim Panel (12"; PBF)	\$22	PBF
TRIM12DP	Aluminum Diamond Plate Side & Rear Trim Panel (12"; PBF)	\$26	PBF
TRIM24ANOD	Anodized Aluminum Side & Rear Trim Panel (24"; PBF)	\$49	PBF
TRIM24DP	Aluminum Diamond Plate Side & Rear Trim Panel (24"; PBF)	\$51	PBF
TRIM7	Upgrade to Larger 7" Bottom Trim (PBF)	\$13	PBF
TRIM36SGUP	Upgrade to 36" Stone Guard from 24"	\$280	EA
TRIM48SGUP	Upgrade to 48" Stone Guard from 24"	\$364	EA
TRIMTTSP	Two-Tone Color Package - No Anodized Divider	\$151	EA
TRIMTT6	Two-Tone Color w/ 6" Anodized Divider	\$315	PKG
TRIMTT12	Two-Tone Color w/ 12" Anodized Divider	\$408	PKG
TRIMTT24	Two-Tone Color w/ 24" Anodized Divider	\$560	PKG



POPULAR CAR HAULER AND GOOSENECK OPTIONS

ITEM NUMBER	EXTERIOR OPTIONS	PRICE	UOM
VNOSEANODIZEDNOSE	Upgrade to Anodized Nose Cone	\$163	PKG
DOTTAPE	Add Red & White DOT Tape to Trailer (PLF) ** must have on any trailer over 10,000lb GVWR **	\$7	PLF
ROOFTRANS	Upgrade to Composite Translucent Roof (From Mill-Finish Aluminum; PBF)	\$16	PBF
ITEM NUMBER	INTERIOR OPTIONS	PRICE	UOM
WALL030BONDED	White .030 Aluminum Side Walls, Bonded	\$33	PBF
WALL030SCREWED	White .030 Aluminum Side Walls, Screwed	\$33	PBF
CEIL030BONDED	White .030 Aluminum Ceiling, Bonded	\$38	PBF
CEIL030SCREWED	White .030 Aluminum Ceiling, Screwed	\$38	PBF
CEILWHITEVINYL	White Vinyl Backed Luan (Ceiling Only; PBF)	\$22	PBF
WALLWLT038WR	Upgrade to 3/8" Water Resistant Walls (Cargo Trailers; From White Luan Walls; PBF)	\$0	PBF
WALLWLT038PLY	Upgrade to 3/8" Plywood Walls (Cargo Trailers; From White Luan Walls; PBF)	\$23	PBF
WALL12PLYCARUP	Upgrade to 1/2" Plywood Walls (Cargo Trailers; PBF)	\$45	PBF
WALL34INS	3/4" Foam Insulation (Side Walls; PBF)	\$25	PBF
CEIL34INS	3/4" Foam Insulation - Ceiling (Require Ceiling liner)	\$20	PBF
WALL030COVE	.030 Aluminum Cove (All Colors)	\$36	PBF
WALLANONCOVE	Anodized Roof Coves	\$42	PBF
SPRINGCOVERANO	Anodized Spring Cover	\$147	EA
DPSRINGCOV	Diamond Plate Spring Cover	\$185	EA
DRIVEOVERFENDERHD	Drive Over Fender Kit (Heavy Duty; 3/16" Mill Finish Aluminum) (Car Hauler)	\$639	EA
DRIVEOVERFENDERSLOPE	Drive Over Fender Kit (Sloped w/ Ski Guides; .090 Mill Finish) (Car Hauler)	\$284	EA
CEIL2INS	2" Foam Insulation (Ceiling Only; PBF)	\$45	PBF
CEIL2INSUP34	Upgrade to 2" Foam Insulation (Ceiling Only; PBF)	\$40	PBF
SPRINGCOVER030REAR	.030" Aluminum Spring Assist Cover for Rear Ramp Door	\$133	EA
PARTITIONWALL	Partition Wall w/ 32" Access Door	\$760	EA
WALL6DPKP	Diamond Plate Kickplate (6")	\$15	PBF
WALL12DPKP	Diamond Plate Kick Plate (12")	\$22	PBF
WALL24DPKP	Diamond Plate Kickplate (24")	\$51	PBF
WALL12WRKP	Water Resistant Kick Plate (12")	\$10	PBF
WALL6EXTKP	Extruded Aluminum Kick Plate (6")	\$17	PBF
WALLCARPET3	Carpet on Walls (Charcoal only, 3' Up on Walls, Calculate 4' for V)	\$24	PLF
WALLTPO3	Upgrade to Black TPO Coin Walls (3' Up Wall, Count 4' V-Nose; PLF)	\$60	PLF
ITEM NUMBER	FLOORING	PRICE	UOM
FLOOR34WRT034PT	Upgrade to 3/4" Pressure Treated Plywood (From 3/4" Water Resistant Decking)	\$20	PBF
FLOOR34QUADPLY	Upgrade to 3/4" Quad Ply Decking (Non-Skid Surface, FRP Backer; PBF)	\$59	PBF
FLOORADD34WR	Additional Layer of 3/4" Water Resistant Decking	\$36	PBF
FLOOREXTRUDED	Upgrade to Extruded Aluminum Floor (Charge for Ramp and V-Nose; PLF)	\$86	PLF
FLOOR045DP	Aluminum Diamond Plate Floor Overlay (.045") (PLF)	\$59	PLF
FLOORBLACKMARBLE	Upgrade to Black Marble Vinyl Flooring (PLF)	\$52	PLF
FLOORCHECKER	Upgrade to Checkerboard Vinyl Flooring (Black & White; PLF)	\$65	PLF
FLOOREPOXY	Painted Epoxy Floor Covering (PBF)	\$24	PBF
FLOORRUBBERCOIN	Upgrade to Rubber Coin Flooring (Black; PLF)	\$83	PLF
FLOORTPOCOIN	Upgrade to TPO Coin Flooring (Black)	\$38	PLF
FLOOREXTRUDEDTPO	Upgrade to Extruded Aluminum Floor from Rubber TPO Floor (Charge for Ramp and V-Nose; PLF)	\$65	PLF
FLOORCARPET	Upgrade to Charcoal Carpet Flooring (PLF)	\$32	PLF
FLOOR34INSUL	Upgrade to 3/4" Foam Insulated Floor	\$94	PBF
FLOOR056DP12SINGLE	Aluminum Diamond Plate Runner (12" Single Row; .056") (PLF)	\$17	PLF
FLOOR056DP12DBL	Aluminum Diamond Plate Runner (12" Double Rows; .056") (PLF)	\$27	PLF
ITEM NUMBER	TIRE/WHEEL ASSEMBLIES & ACCESSORIES	PRICE	UOM
WHEELUP15S225T015A225	Upgrade to 15" 225 Aluminum Wheels (Radial; From 15" 225 Silver Mod Radial)	\$143	EA
WHEELUP15S225T015BA225	Upgrade to 15" 225 BLACK Aluminum Wheels (Radial; From 15" 225 Silver Mod Radial)	\$143	EA
WHEELUP15S225T015FB225	Upgrade to 15" 225 Flat Black Mod (Radial; From 15" 225 Silver Mod Radial Wheels) **SPECIAL ORDER**	\$56	EA
WHEELUP15S225T016SM	Upgrade to 16" Silver Mod Wheels (Radial; From 15" 225 Silver Mod Radial)	\$80	EA
WHEELUP15A225T016A	Upgrade to 16" Aluminum Wheels (Radial; From 15" 225 Aluminum)	\$80	EA
WHEELUP15A225T016BA	Upgrade to 16" BLACK Aluminum Wheels (Radial; From 15" 225 Aluminum)	\$80	EA
WHEELUP16SMT016GSM	Upgrade to 16" G-Rated Silver Mod Wheels (Radial; From 16" Silver Mod Radial)	\$130	EA
WHEELUP16ST016A	Upgrade to 16" Aluminum Wheels (Radial; From 16" Silver Mod Wheels)	\$187	EA
WHEELUP16ST016BA	Upgrade to 16" Black Aluminum Wheels (Radial; From 16" Silver Mod Wheels)	\$187	EA
WHEELUP16ATO17.5A	Upgrade to 17.5" Aluminum Wheels (Radial; From 16" Aluminum Rims)	\$441	EA
WHEELUP16ST017.5A	Upgrade to 17.5" Aluminum Wheels (Radial; From 16" Silver Mods)	\$573	EA
WHEELUP17.5ST017.5A	Upgrade to 17.5" Aluminum Wheels (Radial; From 17.5" Silver Mod Wheels)	\$233	EA



POPULAR CAR HAULER AND GOOSENECK OPTIONS

ITEM NUMBER	TIRE/WHEEL ASSEMBLIES & ACCESSORIES	PRICE	UOM
WHEELUPATOBA	Upgrade to Black Aluminum Rims from Aluminum (Same Size)	\$0	EA
WHEELSP15GB225	Spare 15" Gloss Black Mod 225/75R15 Tire (6-Lug)	\$232	EA
WHEELSP16BA235	Spare 16" Black Aluminum Wheel w/ 235/80R16 Tire	\$496	EA
WHEELSP16GSILV235	Spare 16" G-Rated Silver Mod Wheel w/ 235/80R16 Tire (14 Ply Rating)	\$455	EA
WHEELSP17.5SILV215	Spare 17.5" Silver Mod Wheel w/ 215/75R17.5 Tire	\$509	EA
WHEELSP17.5AV215	Spare 17.5" Aluminum Wheel w/ 215/75R17.5 Tire	\$729	EA
WHEELMOUNTELEV24	2024 Interior Elevated Spare Tire Mount (Universal Fitment)	\$119	EA
WHEELSP15A225	Spare 15" Aluminum Wheel w/ 225/75R15 Tire (6-Lug)	\$374	EA
WHEELSP15BA225	Spare 15" Black Aluminum Wheel w/ 225/75R15 Tire	\$374	EA
WHEELSP16SILV235	Spare 16" Silver Mod Wheel w/ 235/80R16 Tire	\$309	EA
WHEELSP16A235	Spare 16" Aluminum Wheel w/ 235/80R16 Tire	\$496	EA
WHEELMOUNTELEVEXT	Exterior Elevated Spare Tire Mount (Diamond Plate; Exterior Wall)	\$164	EA
WHEELMOUNTFLOOR	Spare Tire Mount (Interior; Floor Level)	\$69	EA
WHEELMOUNTREC	Deluxe Recessed Spare Tire Well (Diamond Plate w/ Hatch Cover)	\$436	EA
TIRERACK8	Deluxe 8' Tire Rack (Foldable)	\$623	EA
TIRERACKHD	Integrated Heavy Duty Tire Rack	\$425	EA
ITEM NUMBER	AXLES	PRICE	UOM
AXLETOR6BRTOTOR9BR	Upgrade to 3-3K Torsion Braked Axles (From 2-3K Braked)	\$1,179	PKG
AXLETOR6BRTOTOR10BFRCH	Upgrade to 2-5K Torsion Braked Axles & Subframe (From 2-3K Torsion Braked Axles) ** Includes Axle Carrier Upgrade From 2"x5" to 2"x6" **	\$1,337	PKG
AXLETOR10BRTOTOR12BR	Upgrade to 2-6K Torsion Braked Axles (From 2-5K Torsion Braked; Includes 16" Tire Upgrade) (2x8 Frame Upgrade Required)	\$583	PKG
AXLETOR10BRTOTOR14BR	Upgrade to 2-7K Torsion Braked Axles (From 2-5K Braked; Includes 16" Tire Upgrade) (2x8 Frame Upgrade Required)	\$1,351	PKG
AXLETOR10BRTOTOR16BR	Upgrade to 2-8K Torsion Braked Axles (From 2-5K Braked; Includes 215/75R/17.5 Tire Upgrade) (2x8 Frame Upgrade Required)	\$4,651	PKG
AXLETOR10BRTOTOR9BR	Upgrade to 3-3K Torsion Braked Axles (From 2-5K Torsion Axles)	\$0	PKG
AXLETOR10BRTOTOR15BR	Upgrade to 3-5K Torsion Braked Axles (From 2-5K Braked) (2x8 Frame Upgrade Required)	\$2,207	PKG
AXLETOR12BRTOTOR14BR	Upgrade to 2-7K Torsion Braked Axles (From 2-6K Braked; Includes 16" Tire Upgrade) (2x8 Frame Upgrade Required)	\$560	PKG
AXLETOR14BRTOTOR16BR	Upgrade to 2-8K Torsion Braked Axles (From 2-7K Braked; Includes 215/75R/17.5 Tire Upgrade)	\$3,300	PKG
AXLETOR14BRTOTOR21BR	Upgrade to 3-7K Torsion Braked Axles (From 2-7K Braked)	\$2,024	PKG
AXLETOR15BRTOTOR14BR	Upgrade to 2-7K Torsion Braked Axles (From 3-5K Braked)	\$0	PKG
AXLETOR15BRTOTOR18BR	Upgrade to 3-6K Torsion Braked Axles (From 3-5K Braked; Includes 16" Tire Upgrade)	\$911	PKG
AXLETOR15BRTOTOR21BR	Upgrade to 3-7K Torsion Braked Axles (From 3-5K Braked; Includes 16" Tire Upgrade)	\$3,638	PKG
AXLETOR15BRTOTOR24BR	Upgrade to 3-8K Torsion Braked Axles (From 3-5K Braked; Includes 215/75R/17.5 Tire Upgrade)	\$5,911	PKG
AXLETORTOHYD	Upgrade to 2-3K Hydraulic Braked Axles (From 2-3K Torsion Braked)	\$1,909	PKG
AXLESPREADUPTFS	Spread Axle Upgrade (w/Tapered Fender Skirting) (8 Wide Models)	\$552	PKG
AXLESURGEBRUP	Upgrade to Surge Braking System (this option excludes Gooseneck Models)	\$1,564	PKG
AXLE0	Upgrade to Zero Degree Axle(s)	\$0	PKG
AXLE22.5DOWN	Upgrade to 22.5 Degree Down Axle(s)	\$0	PKG
AXLE45DOWN	Upgrade to 45 Degree Down Axle(s)	\$0	PKG
AXLEGALVTORSION	Upgrade to Galvanized Axle (Torsion) (Minimum 4 Week Lead Time)	\$118	PKG
ITEM NUMBER	TIE-DOWNS	PRICE	UOM
DRINGSURFACE	Light Duty Surface-Mounted D-Ring (Installed)	\$29	EA
DRINGSLIDING	Light Duty Sliding D-Ring (For Recessed Slide Track; Installed)	\$29	EA
DRINGSLIDINGPOW	Upgrade to Powder Coated Sliding D-Ring (From Existing Sliding D-Ring)	\$11	EA
DRING5000DP	Heavy-Duty Recessed 5000# D-Rings w/ Backing Plate	\$47	EA
DRING6000Z	Heavy-Duty Recessed 6000# Swivel D-Rings w/ Backing Plate(Zinc)	\$52	EA
DRING6000SS	Heavy-Duty Recessed 6000# Swivel D-Rings w/ Backing Plate (Stainless Steel)	\$69	EA
DRING6000SSUP	Upgrade to Stainless Steel 6000# Recessed Swivel D-Rings (From 5000# Recessed Heavy Duty D-Ring w/ Backing Plate; Installed)	\$24	EA
CHOCKSLIDETRACK	Single Stainless Steel Tube Style Wheel Chock for Single Piece of Slide Track (Installed)	\$147	EA
CHOCKSSTUBE	Stainless Steel Tube Style Wheel Chock	\$93	EA
ETRACKFLOORSUR	E-Track Surface Mounted (Floor)	\$17	PLF
ETRACKWALLSUR	E-Track Surface Mounted (Wall)	\$12	PLF
ETRACKFLOORRECS	E-Track HD Recessed w/ Backing Plate (Floor)	\$24	PLF
CHOCKSINLDPKG	Recessed Flip-Up Motorcycle Wheel Chock w/ (4) Surface-Mounted D-Rings	\$167	PKG
CHOCKSINHDPKG	Recessed Flip-Up Motorcycle Wheel Chock w/ (4) Recessed Heavy Duty D-Rings	\$279	PKG
CHOCKREC	Recessed Flip-Up Motorcycle Wheel Chock	\$136	EA
CHOCKSUR	Surface-Mounted Wheel Chock (Aluminum, w/ Mounting Hardware)	\$119	EA
CHOCKTANLDPKG	Tandem Flip-Up Motorcycle Wheel Chocks w/ (8) Surface-Mounted D-Rings	\$319	PKG



POPULAR CAR HAULER AND GOOSENECK OPTIONS

ITEM NUMBER	TIE-DOWNS	PRICE	UOM
CHOCKTANHDPKG	Tandem Flip-Up Motorcycle Wheel Chocks w/ (8) Heavy Duty D-Rings	\$546	PKG
ETRACKWALLRECS	E-Track HD Recessed w/ Backing Plate (Walls)	\$20	PLF
ETRACKWALLSURA	E-Track (Aluminum) Surface Mounted (Wall)	\$27	PLF
ETRACKFLOORRECA	E-Track (Aluminum) HD Recessed w/ Backing Plate (Floor)	\$33	PLF
ETRACKWALLRECA	E-Track (Aluminum) HD Recessed w/ Backing Plate (Walls)	\$36	PLF
ATRACKSURFL	Airline Track (Aluminum) Surface Mounted (Floor)	\$13	PLF
ATRACKSURWALL	Airline Track (Aluminum) Surface Mounted (Wall)	\$13	PLF
ATRACKRECFL	Airline Track (Recessed in Floor; Aluminum, PLF)	\$22	PLF
ATRACKRECWALL	Airline Track (Recessed in Wall; Aluminum, PLF)	\$26	PLF
SLIDETRACK	Recessed Slide Track (Track Only; D-Rings Sold Separately)	\$24	PLF
SLIDETRACKPKGARGO	Recessed Slide Track (2) Rows w/ (4) Sliding D-Rings	\$32	PLF
SLIDETRACKPOW	Powder Coated Slide Track Upgrade (upgrade to existing slide track) (PBF)	\$11	PBF
ITEM NUMBER	12V LIGHTING & ELECTRICAL	PRICE	UOM
12VLEDBACKUP	Add LED Backup Lights (Pair; Installed)	\$90	PAIR
12VLEDDADDSTOP	Additional LED Stop/Turn/Tail Lights (Pair; Installed)	\$90	PAIR
12VLEDSTOPSLIM	Upgrade to 12" LED Slimline Tail/Turn/Stop Lights (Pair)	\$56	PAIR
12VLEDMARKER	Upgrade to Additional LED Marker Lights Bullets	\$15	EA
12VDPLDINGLIGHTS	Diamond Plate Rear Loading Lights (Mounted Over Rear Ramp Spring; Installed)	\$241	PKG
12VANODLOAD	Anodized Rear Loading Lights (Mounted Over Rear Ramp Spring; Installed)	\$250	EA
12VLEDLOAD9502	(2) 12V LED Load Lights (Double Lights w/ Single Switch, 950 Lumen)	\$179	PKG
12VLEDLOAD950	12V LED Load Light (Single Light w/ Switch, 950 Lumen)	\$147	EA
12VLEDLOAD950SIDE	Recessed LED Exterior Load Light Package (For side of trailer) (1 Light w/ Switch, 950 lumens, & Housing)	\$299	PKG
12VLEDSCARE	12V LED Porch Light w/ Wall Switch	\$100	EA
12VLEDK60PR	K60 LED Exterior Scene Light Package: One 12V wall switch with (2) K60 Scene Lights	\$679	PKG
12VLEDMIDSHIP	Mid-Ship Turn Signals (For Tandem Fenders Only; Pair)	\$90	PAIR
12VBACKUPANG	Angled Back Up Lights (Mounts on side of trailer)	\$389	PAIR
12VPEDJACK	Upgrade to 12V Electric Pedestal Jack w/ Battery & Box installed	\$722	PKG
12VPEDJACK-2	Upgrade to 12V Electric Pedestal Jack w/o Battery	\$289	PKG
12VPOWPOINT	12V Power Jack (Cigarette Lighter Plug)	\$51	EA
12VLEDDOMEUP	Upgrade to LED Economy Dome Light 460 Lumen (From Incandescent Dome Light)	\$11	EA
12VLEDDOMEADD	Additional 12V LED Dome Light (460 lumens)	\$24	EA
12VWALLSW	12 Volt Wall Switch	\$30	EA
12VWALLSW3WAY	12 Volt Wall Switch (3-Way)	\$51	EA
12VWALLSW3WAYUP	Upgrade to 12 Volt (3-Way) Wall Switch	\$24	EA
12VLEDPUCKPKG8	LED Puck Light Package (Includes 8 recessed lights & wall switch) (requires ceiling liner)	\$229	PKG
12VLEDPUCK	Additional Recessed LED "Puck" Light	\$32	EA
12VLEDPUCKPKG2	LED "Puck" Light Cabinet PKG (Under OH Cabinet), (2) Round LED Flush Mount Dome Lights, (1) 12V Wall Switch	\$81	PKG
12VLEDDOME18	18" 12V LED Light (requires ceiling liner)	\$193	EA
12VPERMA	Upgrade to Permaseal Wire Connectors	\$193	PKG
12VLEDLIGHTPKGPREM	Upgrade Premium Light Package (LED Strip Lights w/ Integrated Backup Lights, Marker Lights w/ Clear Lens)	\$158	PKG
12VLEDLIGHTPKGPREMNB	Upgrade to Premium Light Package (LED Strip Lights w/ No Backup Lights, Marker Lights w/ Clear Lenses)	\$70	PKG
12VLEDDOME18UP	Upgrade Interior Dome Light to 12V 18" LED Light	\$183	EA
12VLEDUP48LED	Upgrade to (3) 18" 12V LED Light (From (2) 4' LED Wrap Around) (Requires Ceiling)	\$206	SET
12VTRICKLECHARGE	Trickle Charger for Battery	\$137	EA
12VBATTERY	Deep Cycle Marine Battery & Box (Wired)	\$262	EA
12VUSB DUAL	12V USB-C and USB-A Dual Recessed Receptacle	\$44	EA
12VLEDSTRIP	LED Interior Strip Light w/ Housing Package (Per Foot, Per Section)	\$13	PLF
12VBACKUPCAMERAWIRE	Wireless Backup Camera System w/ 7" LCD Screen	\$1,057	EA
12VLEDSAFETY	Add LED 6" Oval Alternating Flashing Safety Lights (Orange) w/ Exterior Toggle Switch (Pair) (hard wired into auxiliary) (7-way plug required)	\$107	PAIR
ITEM NUMBER	110V LIGHTING & ELECTRICAL	PRICE	UOM
110VPACK1	110V Power Package #1: (1) 15 Amp Motorbase Plug, (1) Wall Switch, (1) Wall Receptacle, (1) 4' LED Wraparound Light (No Additions Available with this Package)	\$420	PKG
110VPACK2	110V Power Package #2: (1) 30 Amp Breaker Box w/ 25' Shore Line and Cord Hatch, (2) 3-Way Wall Switches, (1) Standard Wall Receptacle, (1) GFI Wall Receptacle, (2) 4' LED Wraparound Lights	\$729	PKG
110VPACK3	110V Power Package #3: (1) 30 Amp Breaker Box w/ 25' Shore Line and Cord Hatch, (1) Wall Switch, (4) Standard Wall Receptacles, (1) GFI Receptacle, (4) 4' Fluorescent Lights, (1) Brace and Wire Stub for A/C Unit	\$1,048	PKG
110VPACK4	110V Power Package #4: (1) 15 Amp Motorbase Plug, (2) Wall Receptacles	\$231	PKG



POPULAR CAR HAULER AND GOOSENECK OPTIONS

ITEM NUMBER	110V LIGHTING & ELECTRICAL	PRICE	UOM
110VPACK5	110V Power Package #5: Includes (1) 60A Breaker Panel w/ 60A Converter and 50A Motorbase Plug, (2) 3-Way Wall Switches, (1) Standard Wall Receptacle, (1) USB Wall Receptacle, (1) GFI Wall Receptacle, (2) 4' LED Wraparound Lights, 12V Deep Cycle Battery & Box	\$1,519	PKG
110VPACK6	110V Power Package #6: (1) 15A Exterior Motorbase Plug, (1) GFI Wall Receptacle	\$149	PKG
110VMBP15A	15A Motor Base Plug	\$59	EA
110VMBP	30A Motor Base Plug (Replaces Shoreline; 110V Package Required)	\$59	PKG
110V30ACONV	30A Power Converter (110V Pkg #2)	\$435	EA
110V30ACORD	30A Power Cord 25' Long (For Motorbase Plug)	\$200	EA
110V30AGLS	30A Generator Line Switch	\$290	EA
110V50AUP	Upgrade to 50 Amp Breaker Box (Requires 110V Pkg #2)	\$211	PKG
110V50ACORD	50A Power Cord 25' Long (For Motorbase Plug)	\$389	EA
110V60ACONV	60A Power Converter (110 Package Required)	\$320	EA
110VWALLRECEPT	110 Volt Wall Receptacle (Installed; Requires 110V Pkg)	\$66	EA
110VWALLRECEPTUSB	110 Volt Combo USB/Wall Outlet Receptacle (Installed; Requires 110V Pkg #2)	\$80	EA
110VWALLSWITCH	110 Volt Wall Switch (3-Way; Requires 110V Pkg #2)	\$52	EA
110VGFIINT	GFI Wall Receptacle (Interior) (Requires 30A Package)	\$66	EA
110VGFIEXT	GFI Wall Receptacle (Exterior) (Requires 30A Package)	\$107	EA
110VADD4LEDWRAP	4' LED Wraparound Light (Requires 110V Pkg)	\$183	EA
110V500WATTSWING	500W Swing-Mount Quartz Light	\$220	EA
AC135	13,500 BTU A/C Unit (Roof-Mounted) (Requires 110V Pkg #2 and 50 Amp Service)	\$1,450	EA
ACHEATSTRIP	Heat Strip for A/C Unit	\$178	EA
110VACBRACESTUB	Brace and Stub Wire for Future AC Installation (Requires 110V Pkg #2) (12Gauge Wire and 20A Breaker)	\$90	EA
110VHEATELE1500	Heater; Electric; CADET Com-Pak Plus White Wall Fan, 1500 Watt (Requires 110V Pkg #2)	\$235	EA
ITEM NUMBER	CABINETS	PRICE	UOM
CABBSV992D	V-Nose Base Cabinet, 2 Door (99" Wide Models) (83"W x 30"D x 37"H)	\$866	EA
CABBSV994D	V-Nose Base Cabinet, 4 Door (99" Wide Models) (83"W x 30"D x 37"H)	\$924	EA
CABBSV67WUP	Upgrade V-Nose Base Cabinet to Full Width/Depth of V-Nose (72", 80", & 84" Wide Models)	\$239	EA
CABBSV758WUP	Upgrade V-Nose Base Cabinet to Full Width/Depth of V-Nose (90", & 99" Wide Models)	\$279	EA
CABOHV67WUP	Upgrade V-Nose Overhead Cabinet to Full Width/Depth of V-Nose (72", 80", & 84" Wide Models)	\$170	EA
CABOHV758WUP	Upgrade V-Nose Overhead Cabinet to Full Width/Depth of V-Nose (90" & 99" Wide Models)	\$209	EA
CABOHV992D	V-Nose Overhead Cabinet, 2 Door (99" Wide Models) (56"W x 19"D x 19"H)	\$360	EA
CABOHV992D72	V-Nose Overhead Cabinet, 2 Door (99" Wide Models) (72"W x 19"D x 19"H) **Special Option Cabinet**	\$447	EA
CABBS48	4' Straight Wall Base Cabinet, 2 Door (48"W x 24"D x 37"H)	\$876	EA
CABBS60	5' Straight Wall Base Cabinet, 2 Door	\$920	EA
CABBS72	6' Straight Wall Base Cabinet, 2 Door (72"W x 24"D x 37"H)	\$970	EA
CABBS96	8' Straight Wall Base Cabinet, 2 Door (96"W x 24"D x 37"H)	\$1,059	EA
CABBS96FF	8' Straight Wall Base Cabinet, 4 Door	\$970	EA
CABBS28L	Upgrade Base Cabinet to 28" L-Shape Extension	\$300	EA
CABBS96FF	8' Flat Front 4 Door Base Cabinet	\$970	EA
CABBS96FF24DEEP	Add 4" Depth to 8' Flat Front 4 Door Base Cabinet (24" Deep)	\$66	EA
CABOH48	Overhead Cabinet 1 Flip-Up Door (48"W x 13"D x 18"H)	\$275	EA
CABOH482D	Overhead Cabinet 2 Door (48"W x 13"D x 18"H)	\$335	EA
CABOH48P	Overhead Cabinet [Premium, 1 Flip-Up Door (48"W x 13"D x 18"H)	\$250	EA
CABOH48FH	48" Economy Overhead Cabinet (Furnace) 1 Door Flip Up Style, 48" Long (Furnace not included)	\$424	EA
CABOH62	Overhead Cabinet 1 Door (62"W x 12"D x 18"H)	\$334	EA
CABOH60FH	60" Deluxe Overhead Cabinet (Furnace) 1 Door Flip Up Style, 60" Long (Furnace not included)	\$501	EA
CABOH724D	Deluxe Overhead Cabinet 4 Door (72"W x 13"D x 18"H)	\$565	EA
CABOH964D	Deluxe Overhead Cabinet 4 Door (96"W x 13"D x 18"H)	\$654	EA
CABOH96	Overhead Cabinet 2 Flip-Up Door (96"W x 13"D x 18"H)	\$880	EA
CABOH96FF	8' Flat Front 4 Door Overhead Cabinet	\$654	EA
CABOH96FF24DEEP	Add 8" Depth to 8' Flat Front 4 Door Overhead Cabinet (24" Deep)	\$126	EA
CABWW72	Wheel Well Cabinet 2 Door w/ Shelving (72"W x 6 3/4"D x 62"H)	\$1,268	EA
CABOH96PSHLF	96" Overhead Split Cabinet w/ Center Shelf [Premium, 2 Flip-Up Door (96"W x 18"D x 18"H)	\$610	EA
CAB50HELMET	Premium 50" Helmet Cabinet w/ Hooks	\$428	EA
CABWR24	24" Wardrobe Cabinet (Single, Full-Height Door, (1) Shelf, (1) Clothes Rod) [24"W x 24"D x 72"H]	\$821	EA
CABWR36	36" Wide Wardrobe (Single Full-Height Door, 1 Shelf, Clothes Rod) (36"W x 24"D x 76"H)	\$924	EA
CAB47COATHANGER	Premium Wall-Mounted Coat Hanger (47.5", 10 Hooks)	\$143	EA
CAB38COATHANGER	Premium Ceiling-Mounted Coat Hanger (38", 22 Hooks)	\$80	EA
CABBOOT	48" Deluxe Boot Box [Padded Top, Ducted (Requires Furnace Package & Vertical Duct None GN models)]	\$641	EA
CABDUCT6	6' Horizontal Vented Duct (Angled End, 5 Vents)	\$280	EA



POPULAR CAR HAULER AND GOOSENECK OPTIONS

ITEM NUMBER	CABINETS	PRICE	UOM
CABHEATDUCT	8' Horizontal Vented Duct (8'Lx5"x5" w/ 5 Vents)	\$336	EA
CABDUCTVC	Vertical Corner Duct (Requires Furnace Package)	\$307	EA
CABHEATDUCTLF	Add Heat Duct (PLF)	\$104	EA
CABCLOTHROD	Clothes Rod for Overhead Cabinets (48" Cabinets only)	\$29	EA
CABSHELF18	18" Shelving w/ Angled Gussets (PLF, Per Tier)	\$40	PLF
COUNTERTOPFOR	Upgrade to Formica Countertop (Base Cabinet Sold Separately)	\$187	PKG
CAB4COATHOOK	4' Coat Rack Package (47" Slide Track w/ (6) Adjustable Hooks)	\$70	PKG
CABINETTOOLCRIBPKG	Standard Tool Crib Package - (1) 72x24 Horizontal Access Door (Over Fender, w/ Retainer Chains), (2) 38x22 Vertical Access Doors (Ahead/Behind Fender), Adjustable Shelf Brackets in Vertical Cabinets, 3/8" Water Resistant Liner (Interior & Exterior of Box Frame), 19"D x 42"H x 128"L Box Frame Inside Trailer, Hinged Lid (3 Sections)	\$2,477	PKG
ITEM NUMBER	VENTS & WINDOWS	PRICE	UOM
VENTROOF	14"x14" Manual Roof Vent	\$76	EA
VENT12V	12V Power Roof Vent	\$170	EA
VENT110V	110V Power Roof Vent (Requires 30A Package)	\$226	PKG
VENTFF	Fantastic Fan/Vent (Dometic 22-0462) (Requires 30A Package)	\$592	EA
VENTMAXX	Maxx-Air Roof Vent Cover	\$98	EA
VENTSALEM	Directional Salem Vent Kit (Plastic; Pair)	\$59	PAIR
VENTSALEM2	Two-Way Directional Salem Vent Kit (Aluminum; Pair)	\$227	PAIR
WINDOW18X24HOR	18"x24" Horizontal Radius Sliding Window w/ Screen	\$242	EA
WINDOW18X24VER	18"x24" Vertical Radius Sliding Window w/ Screen	\$249	EA
WINDOW24X36	24"x36" Radius Sliding Window w/ Screen	\$380	EA
WINDOW24X36E	24"x36" Egress Sliding Window (Tinted w/ Screen)	\$419	EA
ITEM NUMBER	MISC OPTIONS, ACCESSORIES	PRICE	UOM
DINETTESOFA	Fold-Down Sofa/Sleeper	\$1,671	EA
BEDBUNK	Fold-Down Bunk Beds	\$1,501	EA
BEDHAPPIJAC	Happi Jac Bed System w/ (1) Queen Size Mattress	\$3,783	EA
BENCHFOLD	Fold Down Bench (12"x48") Type: Work or Sitting	\$299	EA
BENCH48PADV	Fold-Down Padded Bench (48"L) Vertical Design	\$247	EA
BENCH50FUP	Premium 50" Fold-Up Padded Bench	\$794	EA
BENCH36FUSTOR	Premium 36" Fold-Up Work Bench w/ Integrated Tool Storage	\$567	EA
HOLDERPREMCUP	Premium Cup Holder	\$50	EA
HOLDERPREMFUEL2	Premium (2) Race Fuel Holder	\$240	EA
HOLDERPREMFUEL3	Premium (3) Race Fuel Holder	\$320	EA
STEREOAMFM	Basic Stereo Package - Includes (4) Boss Speakers	\$561	PKG
GNSTAIR	Stairs to the Gooseneck Area (24"W x 32"D)	\$288	EA
PKG FUEL	30 Gallon Fuel Transfer System: Includes 30 Gallon Tank, Fill Nozzle & Hose, Control Panel w/ Gauge (Requires Marine Grade Battery)	\$2,314	PKG
PROPANE20	20# Propane Tank w/ Regulator (Tongue-mounted Holder Included)	\$151	EA
PROPANE220	Tandem 20# Propane Tanks w/ Holder & LP Regulator	\$425	SET
PROPANE220UP	Upgrade to Tandem 20# Propane Tanks w/ Holder & LP Regulator (From 1-20lb)	\$304	EA
PROPANE30	30# Propane Tank w/ Regulator (Propane Compartment Required)	\$173	EA
PROPANE20TO30	Upgrade to 30# Propane Tank from 20# Propane Tank w/ Heavy Duty Mount	\$179	EA
PROPANE20TO230	Upgrade to (2) 30# Propane Tank from (1) 20# Propane Tank w/ Heavy Duty Mount ** Car Haulers Only **	\$469	EA
PROPANEUNDERUP	Upgrade to Underslung Propane Tank (Requires Package Including Standard Propane Tank) **ONLY AVAILABLE ON DECKOVER MODELS**	\$851	EA
STABJACKDD	Stabilizer Jacks (Interior Rear; Drop Down) (Installed; Pair)	\$214	PAIR
BOGEYWHEELS	Bogey/Caster Wheels (Installed; Pair)	\$248	PAIR
DRAGWHEELS	HD Drag Wheels (AH Version)	\$119	PAIR
STABJACK	Stabilizer Jacks	\$117	PAIR
SCISSORJACK	Scissor Jacks (Camper Style; Pair)	\$258	PAIR
STEREOSPEAKEREXT	Add Exterior Marine Grade Speakers to Stereo System (Pair)	\$261	PAIR
SINKSS3BAY	Add 3-Bay Stainless Steel Sink (Sink Package Required)	\$1,481	EA
STOVE	2-Burner Propane Range (Installed In Cabinet Top) (Base Cabinet and Propane Tank Required)	\$313	EA
REFRIDGERATOR50	5.0 Cu.Ft. Refrigerator (Recessed in Cabinet) (110V Package w/ 12V Battery or Propane w/ Safety Kit and 12V Battery Required) 24" WD X 26" LG (in cabinet)	\$1,358	EA
MICROWAVE	1100W Microwave (1.2 Cu.Ft.; Recessed in Cabinet)	\$299	EA



POPULAR CAR HAULER AND GOOSENECK OPTIONS

ITEM NUMBER	SPECIAL PACKAGES	PRICE	UOM
PKGPOWDERCCH	Exterior Powder Coat Package (Cargo/Car Haulers): Includes Inner & Exterior Door Trims, Fenders, Stone Guard, Locking Bars, Hinges, Grab Handles, Coupler & Exterior Trim	\$64	PBF
PKGPOWDERGN	Exterior Powder Coat Package (Goosenecks): Includes Inner & Exterior Door Trims, Fenders, Stone Guard, Locking Bars, Hinges, Grab Handles, Coupler & Exterior Trim	\$96	PBF
PKGBHPCH	Basic Heater Package - Car Hauler Models (Includes: 20# Propane Tank (Tongue Mounted), White Luan Ceiling, Insulated Walls & Ceiling, 40K BTU Furnace, Safety Kit, Marine Grade Battery & Box, 48" Furnace Cabinet)	\$4,556	PKG
PKGBHPGN	Basic Heater Package - Gooseneck Models (Includes: (2) 30# Propane Tank w/ Compartment (Under Goose), White Luan Ceiling, Insulated Walls & Ceiling, 40K BTU Furnace, Safety Kit, Marine Grade Battery & Box, 96" Furnace Cabinet w/ Integrated Boot Box)	\$6,700	PKG
SINKBASICPKG	Basic Sink Package (Does Not Include Cabinet; Propane or 110V Power Package Required) (Includes: Stainless Steel Sink, 6 Gallon Water Heater, 20 Gallon Fresh Water Tank, 20 Gallon Grey Water Tank)	\$2,824	PKG
SINKCUSTOMPKG	Custom Sink Package (Does Not Include Cabinet; Propane or 110V Power Package Required) (Includes: Stainless Steel Sink, 6 Gallon Water Heater, 38 Gallon Fresh Water Tank, (2) 23 Gallon Grey Water Tanks)	\$4,081	PKG
STEREOKICKER	Kicker Stereo Package (Includes (6) Speakers, AMP & Subwoofer, with Clairion Face Unit w/ Bluetooth Capabilities.)	\$1,760	PKG
STEREOMID	Mid-Level Stereo Package (Includes (4) Speakers, AMP & Subwoofer, Pioneer AM/FM/CD Player w/ Bluetooth, Battery Sold Separately)	\$1,545	PKG



ENCLOSED SNOW [INLINE] 7-Wide

STANDARD FEATURES

- All-Aluminum Construction
- One-Piece Aluminum Roof
- Reverse Beavertail Construction (w/ Perimeter Skirting)
- V-Nose Construction w/ 12" Radius
- 24" Bright Stoneguard
- Torsion Ride Suspension
- Spread Axle Design
- Full Length Slide Track w/ D-Rings
- Tapered Rear Ramp Door w/ Spring Assist
- Tapered Front Ramp Door w/ Spring Assist
- Roof Vent
- (3) Interior Dome Lights
- Recessed LED Lights
- 3/4" Water Resistant Decking
- White Luan Walls w/ 12" WR Kickplate
- 2" A-Frame Coupler
- Polished Aluminum Fenders
- Smooth .030" Bonded Side Panels
- 4" Trim (Top/Bottom/Rear)
- Limited Lifetime Warranty



*Image shown may contain add'l options

TRAILER MODEL	E7x12 Enclosed Snow	E7x14 Enclosed Snow	E7x16 Enclosed Snow	E7x18 Enclosed Snow	E7x22 Enclosed Snow
Item Number	MES7X12	MES7X14	MES7X16	MES7X18	MES7X22
Subframe	2" x 5"	2" x 5"	2" x 5"	2" x 5"	2" x 5"
Floor Studs	24" O/C	24" O/C	24" O/C	24" O/C	24" O/C
Wall & Roof Studs	16" O/C	16" O/C	16" O/C	16" O/C	16" O/C
Box WxLxH	7' x 12' x 78"	7' x 14' x 78"	7' x 16' x 78"	7' x 18' x 78"	7' x 22' x 78"
Interior WxLxH	81" x 11'10" x 76"	81" x 13'10" x 76"	81" x 15'10" x 76"	81" x 17'10" x 76"	81" x 21'10" x 76"
Overall WxLxH	102" x 19'3" x 8'7"	102" x 21'3" x 8'7"	102" x 23'3" x 8'7"	102" x 25'3" x 8'7"	102" x 29'3" x 8'7"
Deck Height	21"	21"	21"	21"	21"
Hitch Height	16"	16"	16"	16"	16"
Rear Door Opening WxH	74" x 72-1/4"	74" x 72-1/4"	74" x 72-1/4"	74" x 72-1/4"	74" x 72-1/4"
Front Door Opening WxH	55" x 72"	55" x 72"	55" x 72"	55" x 72"	55" x 72"
V-Nose w/ 12" Radius	63"	63"	63"	63"	63"
Axle(s) - Qty/Rating	1-3500# Idler	2-3500# Braked	2-3500# Braked	2-3500# Braked	2-3500# Braked
GVWR	2990#	6000#	6000#	6000#	6000#
Wheels	15" Gloss Black Mod	15" Gloss Black Mod	15" Gloss Black Mod	15" Gloss Black Mod	15" Gloss Black Mod
Tires	205/75R15	205/75R15	205/75R15	205/75R15	205/75R15
Side Door	32" x 66"	32" x 66"	32" x 66"	32" x 66"	32" x 66"
Power Connection	4-Way Flat	7-Way Round	7-Way Round	7-Way Round	7-Way Round
Coupler Rating/Ball Size	8000# / 2"	8000# / 2"	8000# / 2"	8000# / 2"	8000# / 2"
Jack	2000# Center Jack	2000# Center Jack	2000# Center Jack	2000# Center Jack	2000# Center Jack
Safety Chains	(2) 7800#	(2) 7800#	(2) 7800#	(2) 7800#	(2) 7800#
Curb Weight	1450#	1700#	1850#	2000#	2175#
Payload	1540#	4300#	4150#	4000#	3825#
BASE PRICE	\$9,064	\$11,559	\$12,292	\$12,643	\$13,865

OPTIONS & ACCESSORIES (Expanded Option List can be found in Options Section)

CONSTRUCTION OPTIONS	ITEM NUMBER	PRICE	UOM	INTERIOR OPTIONS	ITEM NUMBER	PRICE	UOM
Add 3" to Box Height (PBF)	HEIGHT3	\$22	PBF	Upgrade to White Vinyl Faced Ceiling	CEILWHITEVINYL	\$22	PBF
Add 6" to Box Height (PBF)	HEIGHT6	\$33	PBF				
Add 9" to Box Height (PBF)	HEIGHT9	\$39	PBF	EXTERIOR OPTIONS			
				Two-Tone Color Package w/ 6" Anodized Divider	TRIMTT6	\$315	PKG
DOOR/WINDOW/VENT OPTIONS							
Upgrade to 32"x72" Side Access Door	DOOR3272UP	\$44	EA				
14"x14" Fuel Door w/ Paddle Handle	DOOR1414FUEL	\$144	EA				



ENCLOSED SNOW [INLINE] 7.5-Wide

STANDARD FEATURES

- All-Aluminum Construction
- One-Piece Aluminum Roof
- Reverse Beavertail Construction (w/ Perimeter Skirting)
- V-Nose Construction w/ 12" Radius
- 24" Bright Stoneguard
- Torsion Ride Suspension
- Spread Axle Design
- Full Length Slide Track w/ D-Rings
- Tapered Rear Ramp Door w/ Spring Assist
- Tapered Front Ramp Door w/ Spring Assist
- Roof Vent
- (3) Interior Dome Lights
- Recessed LED Lights
- 3/4" Water Resistant Decking
- White Luan Walls w/ 12" WR Kickplate
- 2" A-Frame Coupler
- Polished Aluminum Fenders
- Smooth .030" Bonded Side Panels
- 4" Trim (Top/Bottom/Rear)
- Limited Lifetime Warranty



*Image shown may contain add'l options

TRAILER MODEL	E7.5x14 Enclosed Snow	E7.5x16 Enclosed Snow	E7.5x18 Enclosed Snow	E7.5x22 Enclosed Snow	E7.5x24 Enclosed Snow
Item Number	MES7.5X14	MES7.5X16	MES7.5X18	MES7.5X22	MES7.5X24
Subframe	2" x 5"	2" x 5"	2" x 5"	2" x 5"	2" x 6"
Floor Studs	24" O/C	24" O/C	24" O/C	24" O/C	24" O/C
Wall & Roof Studs	16" O/C	16" O/C	16" O/C	16" O/C	16" O/C
Box WxLxH	7'6" x 14' x 78"	7'6" x 16' x 78"	7'6" x 18' x 78"	7'6" x 22' x 78"	7'6" x 24' x 78"
Interior WxLxH	87" x 13'10" x 76"	87" x 15'10" x 76"	87" x 17'10" x 76"	87" x 21'10" x 76"	87" x 23'10" x 76"
Overall WxLxH	102" x 20'2" x 8'7"	102" x 22'2" x 8'7"	102" x 24'2" x 8'7"	102" x 28'2" x 8'7"	102" x 30'2" x 8'7"
Deck Height	21"	21"	21"	21"	21"
Hitch Height	18"	18"	18"	18"	18"
Rear Door Opening WxH	74" x 72-1/4"	74" x 72-1/4"	74" x 72-1/4"	74" x 72-1/4"	74" x 72-1/4"
Front Door Opening WxH	61" x 72"	61" x 72"	61" x 72"	61" x 72"	61" x 72"
V-Nose w/ 12" Radius	71"	71"	71"	71"	71"
Axle(s) - Qty/Rating	2-3500# Braked	2-3500# Braked	2-3500# Braked	2-3500# Braked	2-3500# Braked
GVWR	6000#	6000#	6000#	6000#	6000#
Wheels	15" Gloss Black Mod	15" Gloss Black Mod	15" Gloss Black Mod	15" Gloss Black Mod	15" Gloss Black Mod
Tires	205/75R15	205/75R15	205/75R15	205/75R15	205/75R15
Side Door	32" x 66"	32" x 66"	32" x 66"	32" x 66"	32" x 66"
Power Connection	7-Way Round	7-Way Round	7-Way Round	7-Way Round	7-Way Round
Coupler Rating/Ball Size	8000# / 2"	8000# / 2"	8000# / 2"	8000# / 2"	8000# / 2"
Jack	2000# Center Jack	2000# Center Jack	2000# Center Jack	2000# Center Jack	2000# Center Jack
Safety Chains	(2) 7800#	(2) 7800#	(2) 7800#	(2) 7800#	(2) 7800#
Curb Weight	1775#	1855#	1935#	2100#	TBD
Payload	4225#	4145#	4065#	3900#	TBD
BASE PRICE	\$12,498	\$13,265	\$13,631	\$14,899	\$16,540

OPTIONS & ACCESSORIES (Expanded Option List can be found in Options Section)

CONSTRUCTION OPTIONS	ITEM NUMBER	PRICE	UOM	INTERIOR OPTIONS	ITEM NUMBER	PRICE	UOM
Add 3" to Box Height (PBF)	HEIGHT3	\$22	PBF	Upgrade to White Vinyl Faced Ceiling	CEILWHITEVINYL	\$22	PBF
Add 6" to Box Height (PBF)	HEIGHT6	\$33	PBF				
Add 9" to Box Height (PBF)	HEIGHT9	\$39	PBF	EXTERIOR OPTIONS			
				Two-Tone Color Package w/ 6" Anodized Divider	TRIMTT6	\$315	PKG
DOOR/WINDOW/VENT OPTIONS							
Upgrade to 32"x72" Side Access Door	DOOR3272UP	\$44	EA				
14"x14" Fuel Door w/ Paddle Handle	DOOR1414FUEL	\$144	EA				



ENCLOSED SNOW [DECKOVER] LITE

STANDARD FEATURES

- All-Aluminum Construction
- One-Piece Aluminum Roof
- **V-Nose Construction w/ 6" Radius**
- 12" Bright Stoneguard
- Tri-Frame Tongue
- Torsion Ride Suspension
- Full Length Slide Track w/ D-Rings
- Rear Ramp Door w/ Spring Assist
- Front Ramp Door w/ Spring Assist
- Plastic Salem Vents
- (2) Interior Dome Lights
- Recessed LED Lights
- **3/4" Water Resistant Decking**
- 12" Water Resistant Kickplate
- Straight Coupler (12' & 14')
- A-Frame Coupler (18' & 22')
- Smooth .030" Bonded Side Panels
- 4-Year Limited Warranty



**Image shown may contain add'l options*

TRAILER MODEL	101x12 DL Enc Snow	101x14 DL Enc Snow	101x18 DL Enc Snow	101x22 DL Enc Snow
Item Number	MES101X12DL	MES101X14DL	MES101X18DL	MES101X22DL
Subframe	2" x 5"	2" x 5"	2" x 5"	2" x 5"
Floor Studs	24" O/C	24" O/C	24" O/C	24" O/C
Wall & Roof Studs	16" O/C	16" O/C	16" O/C	16" O/C
Box WxLxH	101" x 12' x 75"	101" x 14' x 75"	101" x 18' x 75"	101" x 22' x 75"
Interior WxLxH	98" x 11'10" x 73"	98" x 13'10" x 73"	98" x 17'10" x 73"	98" x 21'10" x 73"
Overall WxLxH	101" x 17'5" x 92"	101" x 19'5" x 92"	101" x 23'5" x 92"	101" x 27'5" x 92"
Deck Height	27"	27"	27"	27"
Hitch Height	19"	19"	23"	23"
Rear Door Opening WxH	93" x 71"	93" x 71"	93" x 71"	93" x 71"
Front Door Opening WxH	91" x 75"	91" x 75"	91" x 75"	91" x 75"
V-Nose w/ 6" Radius	52"	52"	52"	52"
Axle(s) - Qty/Rating	1-3500# Idler	2-2200# Braked	2-3500# Braked	2-3500# Braked
GVWR	2990#	4400#	6000#	6000#
Wheels	12" E-Rated Silver Mod	12" E-Rated Silver Mod	13" Silver Mod	13" Silver Mod
Tires	ST145/R12E	ST145/R12E	ST175/80R13	ST175/80R13
Side Door	32" x 66"	32" x 66"	32" x 66"	32" x 66"
Power Connection	4-Way Flat	7-Way Round	7-Way Round	7-Way Round
Coupler Rating/Ball Size	6000# / 2"	6000# / 2"	8000# / 2"	8000# / 2"
Jack	1500# Wheel Jack	1500# Wheel Jack	1500# Wheel Jack	1500# Wheel Jack
Safety Chains	(2) 7800#	(2) 7800#	(2) 7800#	(2) 7800#
Curb Weight	1295#	1600#	TBD	TBD
Payload	1605#	2800#	TBD	TBD
BASE PRICE	\$8,217	\$10,031	\$11,762	\$12,664

OPTIONS & ACCESSORIES (Expanded Option List can be found in Options Section)

CONSTRUCTION OPTIONS	ITEM NUMBER	PRICE	UOM	INTERIOR OPTIONS	ITEM NUMBER	PRICE	UOM
Add 3" to Box Height (PBF)	HEIGHT3	\$22	PBF	Upgrade to White Vinyl Backed Luan Walls w/ Divider (Snow Trailers; PBF)	WALLWHITEVINYL SNOW	\$42	PBF
Add 6" to Box Height (PBF)	HEIGHT6	\$33	PBF				
Add 9" to Box Height (PBF)	HEIGHT9	\$39	PKG				
DOOR/WINDOW/VENT OPTIONS				EXTERIOR OPTIONS			
14"x14" Fuel Door w/ Paddle Handle	DOOR1414FUEL	\$144	EA	Two-Tone Color Package w/ 6" Anodized Divider	TRIMTT6	\$315	PKG



ENCLOSED SNOW [DECKOVER] 6.5-Height

STANDARD FEATURES

- All-Aluminum Construction
- One-Piece Aluminum Roof
- V-Nose Construction w/ 12" Radius
- 24" Bright Stoneguard
- Tri-Frame Tongue
- Torsion Ride Suspension
- Full Length Slide Track w/ D-Rings
- Rear Ramp Door w/ Spring Assist
- Front Ramp Door w/ Spring Assist
- Roof Vent
- (3) Interior Dome Lights
- Recessed LED Lights
- 3/4" Water Resistant Decking
- White Luan Walls w/ 12" WR Kickplate
- A-Frame Coupler
- Smooth .030" Bonded Side Panels
- 4" Trim (Top/Rear)
- 7" Trim (Bottom)
- Limited Lifetime Warranty



*Image shown may contain add'l options

TRAILER MODEL	101x12 (6.5) Enc Snow	101x14 (6.5) Enc Snow	101x16 (6.5) Enc Snow	101x20 (6.5) Enc Snow	101x22 (6.5) Enc Snow
Item Number	MES101X12(6.5)	MES101X14(6.5)	MES101X16(6.5)	MES101X20(6.5)	MES101X22(6.5)
Subframe	2" x 5"	2" x 5"	2" x 5"	2" x 5"	2" x 5"
Floor Studs	24" O/C	24" O/C	24" O/C	24" O/C	24" O/C
Wall & Roof Studs	16" O/C	16" O/C	16" O/C	16" O/C	16" O/C
Box WxLxH	101" x 12' x 78"	101" x 14' x 78"	101" x 16' x 78"	101" x 20' x 78"	101" x 22' x 78"
Interior WxLxH	98" x 11'10" x 76"	98" x 13'10" x 76"	98" x 15'10" x 76"	98" x 19'10" x 76"	98" x 21'10" x 76"
Overall WxLxH	101" x 20'7" x 8'8"	101" x 22'7" x 8'8"	101" x 24'7" x 8'8"	101" x 28'7" x 8'8"	101" x 30'7" x 8'8"
Deck Height	27"	27"	27"	27"	27"
Hitch Height	23"	23"	23"	23"	23"
Rear Door Opening WxH	91" x 72"	91" x 72"	91" x 72"	91" x 72"	91" x 72"
Front Door Opening WxH	65" x 72"	65" x 72"	65" x 72"	65" x 72"	65" x 72"
V-Nose w/ 12" Radius	72"	72"	72"	72"	72"
Axle(s) - Qty/Rating	1-3500# Idler	2-2200# Braked	2-3500# Braked	2-3500# Braked	2-3500# Braked
GVWR	2990#	4400#	6000#	6000#	6000#
Wheels	12" E-Rated Silver Mod	12" E-Rated Silver Mod	13" Silver Mod	13" Silver Mod	13" Silver Mod
Tires	ST145/R12E	ST145/R12E	ST175/80R13	ST175/80R13	ST175/80R13
Side Door	32" x 72"	32" x 72"	32" x 72"	32" x 72"	32" x 72"
Power Connection	4-Way Flat	7-Way Round	7-Way Round	7-Way Round	7-Way Round
Coupler Rating/Ball Size	8000# / 2"	8000# / 2"	8000# / 2"	8000# / 2"	8000# / 2"
Jack	1500# Wheel Jack	1500# Wheel Jack	1500# Wheel Jack	1500# Wheel Jack	1500# Wheel Jack
Safety Chains	(2) 7800#	(2) 7800#	(2) 7800#	(2) 7800#	(2) 7800#
Curb Weight	1360#	1665#	TBD	2010#	2240#
Payload	1540#	2735#	TBD	3990#	3760#
BASE PRICE	\$9,413	\$11,749	\$12,933	\$13,306	\$14,249

OPTIONS & ACCESSORIES (Expanded Option List can be found in Options Section)

CONSTRUCTION OPTIONS	ITEM NUMBER	PRICE	UOM	DOOR/WINDOW/VENT OPTIONS	ITEM NUMBER	PRICE	UOM
Add 3" to Box Height (PBF)	HEIGHT3	\$22	PBF	14"x14" Fuel Door w/ Paddle Handle	DOOR1414FUEL	\$144	EA
Add 6" to Box Height (PBF)	HEIGHT6	\$33	PBF				
Add 9" to Box Height (PBF)	HEIGHT9	\$39	PBF	INTERIOR OPTIONS			
Upgrade to Non-Integrated Trailer Frame, PBF (Inline and Enclosed Deckover Models Only)	FRAMEUPGRADENON	\$20	PBF	Upgrade to White Vinyl Faced Ceiling	CEILWHITEVINYL	\$22	PBF
				EXTERIOR OPTIONS			
TIRE/WHEEL ASSEMBLIES & ACCESSORIES				Two-Tone Color Package w/ 6" Anodized Divider	TRIMTT6	\$315	PKG
Upgrade to 15" Silver Mod (Radial; From 13" Silver Mod Wheels)	WHEELUP13STO15S	\$51	EA				



ENCLOSED SNOW DECKOVER ELEVATION SERIES

STANDARD FEATURES

- All-Aluminum Construction
- One Piece Aluminum Roof
- Visible Beavertail Construction
- **V-Nose Construction w/ 12" Radius**
- 24" Stoneguard
- Dexter Torsion Ride Axles **[45 Degree Down]**
- **Spread Axle Design w/ Tapered Skirting**
- (2) Rows of Recessed Slide Track w/ (2) Rows Sliding D-Ring per Machine
- Tapered Rear Ramp w/ Spring Assist
- **(2) 32" x 72" Side Access Door w/ Flip Down Aluminum Step**
- (1) 14"x14" Fuel Door(s)
- Roof Vent
- (3) LED Dome Lights w/Switch
- **(5) LED Porch Lights [(2) Over Rear Ramp, (1) Over Each SAD & (1) Front Ramp]]**
- 110V Package EWP - [(1) 60A Breaker Panel w/ Converter and Motorbase Plug, (2) 3-Way Wall Switches, (1) GFI Wall Receptacle, (1) Standard Wall Receptacle, (1) USB Receptacle, (12) Puck Lights]
- Premium Exterior Light Package (Integrated Slim Brake and Backup Lights & Clear Lense Marker Lights)
- Basic Heater Package [40# Propane Tank w/ HD Tongue-Mount, White Ceiling, Insulated Walls & Ceiling, 40K BTU Furnace, Safety Kit, Marine Grade Battery & Box, 48" Furnace Cabinet]
- **(1) 40# Propane Tank w/ HD Mount Upgrade**
- **3/4" Quad Ply Decking**
- White Luan Walls
- Boondocker Package [Enc Snow Trailers - Includes Upgrade to Quad-Ply Flooring, Wrap Around Front Ramp w/ Spring Assist (72" Wide Opening) and 6" Extruded Aluminum Kickplate]
- (2) Fold-Down Padded Bench (48"L)
- 48" Deluxe Boot Box [Padded Top, Ducted (Requires Furnace Package)] Vertical Corner Duct (Requires Furnace Package)
- **(2) 48" Overhead Cabinet [Premium, (1) Flip-Up Door, 48"(W) x 13"(D) x 18"(H)]**
- (2) Premium Ceiling-Mounted Coat Hanger (38", 22 Hooks)
- **Adjustable Wall Hooks For Combo Wall (2 - 18', 4-22'+ BP, 4-GN)**
- **Combo Wall (3 Rows in Box, 2 Rows in V-Nose)**
- **Angled Brackets (Convert Cabinets to Combo Wall)**
- **Deluxe Floor Drain System (Full Width Slot, Exterior Clean Out)**
- **Rear Door Canopy (2020 Version, w/ (4) Puck Lights)**
- Screwless .030 Bonded Sides
- **Powdercoat Exterior Package**
- **4" Trim (Top/Rear)**
- **7" Trim (Bottom)**
- Limited Lifetime Warranty

These models to be built in MT or ME

TRAILER MODEL	101x16 (6.5) DO Elevation	101x22 (6.5) DO Elevation	101x24 (6.5) DO Elevation	
Item Number	MES101X16(6.5)-ELE	MES101X22(6.5)-ELE	MES101X24(6.5)-ELE	
Subframe	2" x 5"	2" x 5"	2" x 5"	
Floor Studs	24" O/C	24" O/C	24" O/C	
Wall & Roof Studs	16" O/C	16" O/C	16" O/C	
Box WxLxH	101" x 16' x 92"	101" x 22' x 92"	101" x 24' x 92"	
Interior WxLxH	99" x 15'10" x 82"	99" x 21'10" x 82"	99" x 23'10" x 82"	
Overall WxLxH	101" x 24'6" x 114"	101" x 30'6" x 114"	101" x 32'6" x 114"	
Deck Height	27"	27"	27"	
Hitch Height	24-3/8"	24-3/8"	24-3/8"	
Rear Door Opening WxH	91" x 82"	91" x 82"	91" x 82"	
Front Door Opening WxH	65" x 79"	65" x 79"	65" x 79"	
V-Nose w/ 12" Radius	72"	72"	72"	
Axle(s) - Qty/Rating	2-3500# Braked	2-3500# Braked	2-3500# Braked	
GVWR	6000#	6000#	6000#	
Wheels	15" Aluminum	15" Aluminum	15" Aluminum	
Tires	205/75R15	205/75R15	205/75R15	
Side Door	32" x 72"	32" x 72"	32" x 72"	
Power Connection	Artic Flex 7-Way Round	Artic Flex 7-Way Round	Artic Flex 7-Way Round	
Coupler Rating/Ball Size	8000# / 2"	8000# / 2"	8000# / 2"	
Jack	1500# Wheel Jack	1500# Wheel Jack	1500# Wheel Jack	
Safety Chains	7800#	7800#	7800#	
Curb Weight	1800#	2240#	2445#	
Payload	4200#	3760#	3555#	
BASE PRICE	\$24,246	\$27,321	\$27,602	

OPTIONS & ACCESSORIES (Expanded Option List can be found in Options Section)

CONSTRUCTION OPTIONS

Add 3" to Box Height (PBF)
Add 6" to Box Height (PBF)
Add 9" to Box Height (PBF)
Upgrade to 16" O/C Floor Studs (From 24" O/C; PBF)

TIRE/WHEEL ASSEMBLIES & ACCESSORIES

Spare 15" Gloss Black Mod w/ 205/75R15 Tire
Spare 15" Aluminum Wheel w/ 205/75R15 Tire
2024 Interior Elevated Spare Tire Mount (Universal Fitment)

ITEM NUMBER

HEIGHT3
HEIGHT6
HEIGHT9
FLOOR16OC

WHEELSP15GB205
WHEELSP15A205
WHEELMOUNTELEV24

PRICE

\$22
\$33
\$39
\$15

\$187
\$326
\$119

UOM

PBF
PBF
PBF
PBF

EA
EA
EA

FLOORING OPTIONS

Airline Track (Recessed in Floor; Aluminum, PLF)

EXTERIOR OPTIONS

Two-Tone Color Package w/ 6" Anodized Divider
Two-Tone Color Package - No Anodized Divider
Upgrade to .040" Exterior Skin (Black, White, or Silver Only; Extended Lead Times May Apply; PBF)

ITEM NUMBER

ATRACKRECFL

TRIMTT6
TRIMTTSP
SKIN040UP

PRICE

\$22

\$315
\$151
\$64

UOM

EA

PKG
PKG
PBF



POPULAR ENCLOSED SNOW OPTIONS

ITEM NUMBER	CONSTRUCTION OPTIONS	PRICE	UOM
RADIUSROOF	Upgrade to Radius Roof Construction (Up to 30') (Sloped V-Nose, Cast Corners, & Rear Canopies are not available with this option)	\$33	EA
VNOSESLOPE	Add Slope in V-Nose	\$82	PKG
FRAMEUPGRADENON	Upgrade to Non-Integrated Trailer Frame, PBF (Inline and Enclosed Deckover Models Only)	\$20	EA
WALLINTSTUD	Upgrade to Integrated Wall Stud System – (2) Parallel Tracks Built into Studs, Installed 32" O/C, and Utilizes a 1/4" Carriage Bolt to Mount Items (PBF)	\$44	PBF
HEIGHT3	3" Extra Height	\$22	PBF
HEIGHT6	6" Extra Height	\$33	PBF
HEIGHT9	9" Extra Height	\$39	PBF
HEIGHT12	12" Extra Height	\$43	PBF
HEIGHT15	15" Extra Height (Requires .080 Wall Stud Upgrade and HD Rear Ramp)	\$56	PBF
HEIGHT18	18" Extra Height (Requires HD Ramp or Barn Door Upgrade & .080 Wall Stud Upgrade)	\$64	PBF
HEIGHT21	21" Extra Height (Requires .080 Wall Stud Upgrade and HD Rear Ramp)	\$73	PBF
HEIGHT24	24" Extra Height (Requires HD Ramp or Barn Door Upgrade & .080 Wall Stud Upgrade)	\$84	PBF
HEIGHTDED6	Height Decrease 6"	\$0	PBF
HEIGHTDED12	Height Decrease 12"	\$0	PBF
LENGTH27	Additional Length in 2' Intervals (7 wide)	\$623	Per 2'
LENGTH275	Additional Length in 2' Intervals (7.5 wide)	\$656	Per 2'
LENGTH285	Additional Length in 2' Intervals (8.5 wide)	\$677	Per 2'
COUPLER2ATO2516A	Upgrade to 2 5/16" A-Frame Coupler (From 2" A-Frame Coupler)	\$81	EA
COUPLER2STO2516S	Upgrade to 2-5/16" Straight Pull Coupler (From 2" Straight Pull Coupler) (7000# GVWR Max Rating)	\$90	EA
BEAVERVISIBLE	Add Showing Beavertail (Deckover Models)	\$220	EA
BEAVERREVERSE	Reverse Beavertail Construction on (7' wides & Up)	\$482	EA
JACK8000PED	Upgrade to 8000# Pedestal Jack (From Wheel or Center Jack)	\$65	EA
JACK10000PED	Upgrade to 10000# Pedestal Jack (From Wheel or Center Jack)	\$81	EA
FLOOR16OC	Upgrade to 16" O/C Floor Crossmembers	\$15	PBF
FLOOR12OC	Upgrade to 12" O/C Floor Studs (From 16" O/C; PBF)	\$32	PBF
ROOFTRUSSEDUP	Upgrade to Trussed Roof System (Not compatible w/ Radius)	\$42	EA
080WALLSTUD	Upgrade to .080 Wall Studs	\$36	PBF
WALL2X2UP	Upgrade Wall Studs to 2"x2", PBF	\$75	PBF
CEIL2X2UP	Upgrade Ceiling Studs to 2"x2", PBF	\$39	PBF
WALKONROOF	Walk On Roof (Reinforced; PBF)	\$52	PBF
WINCHMOUNTHD	Heavy Duty Winch Mount (Winch Not Included)	\$300	EA
CANOPYREAR2013	Rear Canopy Loading Light System - 2013 Version (Not available w/ Radius Roof)	\$702	PKG
CANOPYREAR2020	Rear Canopy Loading Light System - 2020 Version (Not available w/ Radius Roof)	\$328	PKG
ITEM NUMBER	DOORS, RAMPS & COMPARTMENTS	PRICE	UOM
DOOR2658	26"x58" Side Access Door	\$241	EA
DOOR3258	32"x58" Side Access Door w/ Paddle Handle	\$369	EA
DOOR3266	32"x66" Side Access Door w/ Paddle Handle	\$406	EA
DOOR3272	32"x72" Side Access Door w/ Paddle Handle	\$447	EA
DOOR3272RADIUSSCR	32"x72" Radius RV Door w/ Screen (Window Optional)	\$753	EA
DOOR3272RADIUSUP	Upgrade to Dexter 32"x72" Radius Door **Trailer must have 32"x72" Piano Hinged Door already**	\$309	PKG
DOOR3272RADIUSSCRUP	Upgrade to 32"x72" Radius RV Door w/ Screen (Window Optional) (From stand. 32"x72" Side Access Door)	\$471	EA
DOOR36UP	Upgrade to 36" Wide Side Access Door (from 32")	\$70	EA
DOOR48UP	Upgrade to 48" Wide Side Access Door (from 32")	\$126	EA
DOOR4872	48"x72" Split Side Access Door(s)	\$1,091	EA
DOOR4872UP	Upgrade to 48"x72" Split Side Access Door(s) (from 32"x72" Side Access Door)	\$646	EA
DOOR78UP	Upgrade to 78"-Tall Side Access Door (From 72" (SAD) (Excludes Radius RV Door)	\$44	EA
RAMPCARHAULUP	Upgrade to Car-Hauler Grade Rear Ramp (From Standard Ramp)	\$451	EA
FLAPDPTRANS	Diamond Plate Transition Flap (Ramp to Box)	\$185	EA
STARTERALUM	Aluminum Starter Flap to Rear Ramp	\$299	EA
DOOR1414FUEL	Fuel Door w/ Paddle Handle 14"x14"	\$144	EA
DOOR2424FUEL	Fuel Door w/ Paddle Handle 24"x24"	\$171	EA
DOOR3030HATCH	Hatch Door 30"x30"	\$313	EA
STEPPULLOUTRV	RV-Style Pull-Out Step (Steel)	\$255	EA
STEPALUMFOLD	Aluminum Fold Down Step	\$132	EA
STEPALUMFOLDP	Powder Coated Aluminum Flip Down Step	\$185	EA
STEPUPALUMFOLDP	Upgrade to Powder Coated Aluminum Flip Down Step (from standard step)	\$76	EA
STEPALUMPULL	Aluminum Pull-Out Step	\$241	EA
STEPLOOP	Aluminum Loop Step Stationary	\$81	EA



POPULAR ENCLOSED SNOW OPTIONS

ITEM NUMBER	DOORS, RAMPS & COMPARTMENTS	PRICE	UOM
DOORHANDLEAL	Aluminum Grab Handle For Side Access Door	\$32	EA
DOORKEYEDLHRR	Keyed Locking Hasps for Rear Ramp	\$90	SET
DOORLOCKINGSAD	Locking Bar for Side Access Door	\$154	EA
DOORKEYLOCKSAD	Keyed Locking Hasps for Side Door Locking Bar	\$58	SET
DOORPHINGEFULLRUP	Upgrade to Full Piano Hinge For Rear Ramp	\$268	EA
DOORPHINGEFULLSADUP	Upgrade to Full Piano Hinge For Side Access Door	\$32	EA
RAMPAIRCURTAIN	Rear Door Air Curtain	\$774	EA
DOORSCREENRR	Pull Down Screen for Rear Door Opening	\$601	EA
DOORKEYLESS	Keyless Entry System (For Side Access Door)	\$332	SET
ITEM NUMBER	EXTERIOR OPTIONS	PRICE	UOM
SKIN040UP	.040 Skin Upgrade (Black, White, & Silver Only)	\$64	PBF
SKIN050UP	.050 Skin Upgrade (Black & White Only)	\$91	PBF
TRIM12ANOD	Anodized Aluminum Side & Rear Trim Panel (12"; PBF)	\$22	PBF
TRIM12DP	Aluminum Diamond Plate Side & Rear Trim Panel (12"; PBF)	\$26	PBF
TRIM24ANOD	Anodized Aluminum Side & Rear Trim Panel (24"; PBF)	\$49	PBF
TRIM24DP	Aluminum Diamond Plate Side & Rear Trim Panel (24"; PBF)	\$51	PBF
TRIM7	Upgrade to Larger 7" Bottom Trim (PBF)	\$13	PBF
TRIM36SGUP	Upgrade to 36" Stone Guard from 24"	\$280	EA
TRIM48SGUP	Upgrade to 48" Stone Guard from 24"	\$364	EA
TRIMTTSP	Two-Tone Color Package - No Anodized Divider	\$151	EA
TRIMTT6	Two-Tone Color w/ 6" Anodized Divider	\$315	PKG
TRIMTT12	Two-Tone Color w/ 12" Anodized Divider	\$408	PKG
TRIMTT24	Two-Tone Color w/ 24" Anodized Divider	\$560	PKG
VNOSEANODIZEDNOSE	Upgrade to Anodized Nose Cone	\$163	PKG
ITEM NUMBER	INTERIOR OPTIONS	PRICE	UOM
WALL030BONDED	White .030 Aluminum Side Walls, Bonded	\$33	PBF
WALL030SCREWED	White .030 Aluminum Side Walls, Screwed	\$33	PBF
CEIL030BONDED	White .030 Aluminum Ceiling, Bonded	\$38	PBF
CEIL030SCREWED	White .030 Aluminum Ceiling, Screwed	\$38	PBF
CEILWHITEVINYL	White Vinyl Backed Luan (Ceiling Only; PBF)	\$22	PBF
WALLWHITEVINYL SNOW	White Vinyl Faced Luan Walls	\$42	PBF
WALL12PLYSNOWUP	Upgrade to 1/2" Plywood Walls (Snow Trailers; PBF)	\$54	PBF
WALL38PLYSNOW	Upgrade to 3/8" Plywood Walls (Snow Trailers; PBF) **May Extend Lead Times**	\$56	PBF
WALLWLT038WR	Upgrade to 3/8" Water Resistant Walls (From White Luan Walls; PBF)	\$0	PBF
WALLWLT038PLY	Upgrade to 3/8" Plywood Walls (From White Luan Walls; PBF)	\$23	PBF
WALL34INS	3/4" Foam Insulation (Side Walls; PBF)	\$25	PBF
CEIL34INS	3/4" Foam Insulation - Ceiling (Require Ceiling liner)	\$20	PBF
CEIL2INS	2" Foam Insulation (Ceiling Only; PBF)	\$45	PBF
CEIL2INSUP34	Upgrade to 2" Foam Insulation (Ceiling Only; PBF)	\$40	PBF
WALL030COVE	.030 Aluminum Cove (All Colors)	\$36	PBF
WALLANONCOVE	Anodized Roof Coves	\$42	PBF
SPRINGCOVERANO	Anodized Spring Cover	\$147	EA
DPSPRINGCOV	Diamond Plate Spring Cover	\$185	EA
SPRINGCOVER030FRONT	.030" Aluminum Spring Assist Cover for Front Ramp Door	\$133	EA
SPRINGCOVER030REAR	.030" Aluminum Spring Assist Cover for Rear Ramp Door	\$133	EA
PARTITIONWALL	Partition Wall w/ 32" Access Door	\$760	EA
WALL6DPKP	Diamond Plate Kickplate (6")	\$15	PBF
WALL12DPKP	Diamond Plate Kick Plate (12")	\$22	PBF
WALL24DPKP	Diamond Plate Kickplate (24")	\$51	PBF
WALL12WRKP	Water Resistant Kick Plate (12")	\$10	PBF
WALL6EXTKP	Extruded Aluminum Kick Plate (6")	\$17	PBF
WALLCARPET3	Carpet on Walls (Charcoal only, 3' Up on Walls, Calculate 4' for V)	\$24	PLF
WALLTPO3	Upgrade to Black TPO Coin Walls (3' Up Wall, Count 4' V-Nose; PLF)	\$60	PLF
ITEM NUMBER	FLOORING	PRICE	UOM
FLOOR34WRT034PT	Upgrade to 3/4" Pressure Treated Plywood (From 3/4" Water Resistant Decking)	\$20	PBF
FLOOR34QUADPLYES	Upgrade to 3/4" Quad Ply Decking w/ 12" Quad Ply Kickplate (Non-Skid Surface, FRP Backer; PBF)	\$64	PBF
FLOORADD34WR	Additional Layer of 3/4" Water Resistant Decking	\$36	PBF
FLOOR34INSUL	Upgrade to 3/4" Foam Insulated Floor	\$94	PBF



POPULAR ENCLOSED SNOW OPTIONS

ITEM NUMBER	TRACK MATS & SKI GUIDES	PRICE	UOM
GRIPGLIDE12ES	LowPro Grip Glides - 12' Box	\$229	SET
GRIPGLIDE14ES	LowPro Grip Glides - 14' Box	\$269	SET
GRIPGLIDE16ES	LowPro Grip Glides - 16' Box	\$309	SET
GRIPGLIDE18ES	LowPro Grip Glides - 18' Box	\$349	SET
GRIPGLIDE20ES	LowPro Grip Glides - 20' Box	\$395	SET
GRIPGLIDE22ES	LowPro Grip Glides - 22' Box	\$449	SET
GRIPGLIDE24ES	LowPro Grip Glides - 24' Box	\$479	SET
GRIPGLIDEFR	LowPro Grip Glides - Front Ramp	\$98	SET
GRIPGLIDERR	LowPro Grip Glides - Rear Ramp	\$98	SET
GRIPGLIDE6012HYB	LowPro Grip Glides - 60"x12' Crossover/Hybrid	\$139	SET
GRIPGLIDE12HYB	LowPro Grip Glides - 12' Crossover/Hybrid	\$239	SET
GRIPGLIDE1416HYB	LowPro Grip Glides - 14'/16' Crossover/Hybrid	\$369	SET
GRIPGLIDE22HYB	LowPro Grip Glides - 22' Crossover/Hybrid	\$439	SET
LPGLIDE12ES	LowPro Glides - 12' Box	\$195	SET
LPGLIDE14ES	LowPro Glides - 14' Box	\$205	SET
LPGLIDE16ES	LowPro Glides - 16' Box	\$234	SET
LPGLIDE18ES	LowPro Glides - 18' Box	\$269	SET
LPGLIDE20ES	LowPro Glides - 20' Box	\$302	SET
LPGLIDE22ES	LowPro Glides - 22' Box	\$335	SET
LPGLIDE24ES	LowPro Glides - 24' Box	\$365	SET
LPGLIDEFR	LowPro Glides - Front Ramp	\$89	SET
LPGLIDERR	LowPro Glides - Rear Ramp	\$89	SET
LPGLIDE6012HYB	LowPro Glides - 60"x12' Crossover/Hybrid	\$109	SET
LPGLIDE12HYB	LowPro Glides - 12' Crossover/Hybrid	\$195	SET
LPGLIDE1416HYB	LowPro Glides - 14'/16' Crossover/Hybrid	\$279	SET
LPGLIDE22HYB	LowPro Glides - 22' Crossover/Hybrid	\$332	SET
PADDLEGRABFR	Paddle Grabbers - Front Ramp	\$36	SET
PADDLEGRABRR	Paddle Grabbers - Rear Ramp	\$70	SET
SKIDEFLRAMPFR	Ski Deflector for Front Ramp	\$90	EA
SKIDEFLRAMPFR	Ski Deflector for Front Ramp	\$63	EA
TRAXMAT12ES	TraxMat - 12' Box	\$200	SET
TRAXMAT14ES	TraxMat - 14' Box	\$279	SET
TRAXMAT16ES	TraxMat - 16' Box	\$279	SET
TRAXMAT18ES	TraxMat - 18' Box	\$315	SET
TRAXMAT20ES	TraxMat - 20' Box	\$315	SET
TRAXMAT22ES	TraxMat - 22' Box	\$359	SET
TRAXMAT24ES	TraxMat - 24' Box	\$359	SET
TRAXMATFR	TraxMat - Front Ramp	\$65	SET
TRAXMATRR	TraxMat - Rear Ramp	\$99	SET
TRAXMAT6012HYB	TraxMat - 60"x12' Crossover/Hybrid	\$65	SET
TRAXMAT12HYB	TraxMat - 12' Crossover/Hybrid	\$99	SET
TRAXMAT1416HYB	TraxMat - 14'/16' Crossover/Hybrid	\$204	SET
TRAXMAT20HYB	TraxMat - 20' Crossover/Hybrid	\$315	SET
TRAXMAT22HYB	TraxMat - 22' Crossover/Hybrid	\$315	SET
ITEM NUMBER	TIRE/WHEEL ASSEMBLIES & ACCESSORIES	PRICE	UOM
WHEELUP12SILVTO12ALUM	Upgrade to 12" Aluminum Wheels (145/R12 Tire; From 12" Silver Mod)	\$114	EA
WHEELUP12ETO13S	Upgrade to 13" Silver Mod Wheels (From 12" E-Rated Silver Mod)	\$56	EA
WHEELUP13STO13A	Upgrade to 13" Aluminum (Radial; From 13" Silver Mod Wheels)	\$131	EA
WHEELUP12TO15S	Upgrade to 15" Silver Mod (From 12" E-Rated Wheels, Includes Drop Tongue)	\$125	EA
WHEELUP13STO15S	Upgrade to 15" Silver Mod From 13" Silver Mod	\$51	EA
WHEELUP15STO15A	Upgrade to 15" Aluminum Rims From 15" Silver Mod	\$143	EA
WHEELUP15STO15BA	Upgrade to 15" BLACK Aluminum (Radial; From 15" Silver Mod Radial Wheels)	\$143	EA
WHEELUP15STO15FB	Upgrade to 15" Flat Black Mod (Radial; From 15" Silver Mod Radial Wheels)	\$56	EA
WHEELUP15STO15G	Upgrade to 15" Galvanized (Radial; From 15" Silver Mod Radial Wheels)	\$42	EA
WHEELUP15S205TO15S225	Upgrade to 15" 225 Silver Mod From 15" 205 Silver Mod	\$58	EA
WHEELUP15S225TO15A225	Upgrade to 15" 225 Aluminum Wheels (Radial; From 15" 225 Silver Mod Radial)	\$143	EA
WHEELUP15S225TO15BA225	Upgrade to 15" 225 BLACK Aluminum Wheels (Radial; From 15" 225 Silver Mod Radial)	\$143	EA
WHEELUP15S225TO15FB225	Upgrade to 15" 225 Flat Black Mod (Radial; From 15" 225 Silver Mod Radial Wheels) **SPECIAL ORDER**	\$56	EA
WHEELUPATOBA	Upgrade to Black Aluminum Rims from Aluminum (Same Size)	\$0	EA
WHEELSP12E	Spare 12" E-Rated Silver Mod Wheel w/ 145/R12 Tire	\$152	EA



POPULAR ENCLOSED SNOW OPTIONS

ITEM NUMBER	TIRE/WHEEL ASSEMBLIES & ACCESSORIES	PRICE	UOM
WHEELSP12AL	Spare 12" Aluminum Wheel w/ 145R12 Tire	\$234	EA
WHEELSP13SILV	Spare 13" Silver Mod Wheel w/ 175/80R13 Tire	\$185	EA
WHEELSP13A	Spare 13" Aluminum Wheel w/ 175/80R13 Tire	\$262	EA
WHEELSP13GALVRAD	Spare 13" Galvanized Wheel w/ 175/80R13 Tire	\$206	EA
WHEELSP15GB205	Spare 15" Gloss Black Mod w/ 205/75R15 Tire	\$187	EA
WHEELSP15A205	Spare 15" Aluminum Wheel w/ 205/75R15 Tire	\$326	EA
WHEELSP15GB225	Spare 15" Gloss Black Mod 225/75R15 Tire (6-Lug)	\$232	EA
WHEELSP15A225	Spare 15" Aluminum Wheel w/ 225/75R15 Tire (6-Lug)	\$374	EA
WHEELSP15BA225	Spare 15" Black Aluminum Wheel w/ 225/75R15 Tire	\$374	EA
WHEELMOUNTELEV24	2024 Interior Elevated Spare Tire Mount (Universal Fitment)	\$119	EA
WHEELMOUNTELEVEXT	Exterior Elevated Spare Tire Mount (Diamond Plate; Exterior Wall)	\$164	EA
WHEELMOUNTFLOOR	Spare Tire Mount (Interior; Floor Level)	\$69	EA
WHEELMOUNTREC	Deluxe Recessed Spare Tire Well (Diamond Plate w/ Hatch Cover)	\$436	EA
ITEM NUMBER	AXLES	PRICE	UOM
AXLETOR3IDTOTOR4BR	Upgrade to 2-2K Torsion Braked Axles (From 1-3K Torsion Idler)	\$1,108	PKG
AXLETOR3IDTOTOR3BR	Upgrade to 1-3K Torsion Braked Axle (From 1-3K Torsion Idler)	\$361	PKG
AXLETOR3IDTOTOR6BR	Upgrade to 2-3K Torsion Braked Axles (From 1-3K Torsion Idler)	\$1,562	PKG
AXLETOR4BRTOTOR6BR	Upgrade to 2-3K Torsion Braked Axles (From 2-2K Torsion Braked)	\$533	PKG
AXLETOR6BRTOTOR9BR	Upgrade to 3-3K Torsion Braked Axles (From 2-3K Braked)	\$1,179	PKG
AXLETOR6BRTOTOR10BRFR	Upgrade to 2-5K Torsion Braked Axles & FRAME (From 2-3K Braked; Enclosed Models) ** Includes Axle Carrier	\$2,213	PKG
	Upgrade and 16" O/C Floor Stud Upgrade, & Upgrade to 15" 225 6-lug tires **		
AXLETORTOHDYD	Upgrade to 2-3K Hydraulic Braked Axles (From 2-3K Torsion Braked)	\$1,909	PKG
AXLESPREADUPIF	Spread Axle Upgrade (w/Individual Fenders) (7 & 7.5 Wide Trailers)	\$552	PKG
AXLESURGEBRUP	Upgrade to Surge Braking System (this option excludes Gooseneck Models)	\$1,564	PKG
AXLE0	Upgrade to Zero Degree Axle(s)	\$0	PKG
AXLE22.5DOWN	Upgrade to 22.5 Degree Down Axle(s)	\$0	PKG
AXLE45DOWN	Upgrade to 45 Degree Down Axle(s)	\$0	PKG
AXLEGALVTORSION	Upgrade to Galvanized Axle (Torsion) (Minimum 4 Week Lead Time)	\$118	PKG
ITEM NUMBER	TIE-DOWNS	PRICE	UOM
DRINGSURFACE	Light Duty Surface-Mounted D-Ring (Installed)	\$29	EA
DRINGSLIDING	Light Duty Sliding D-Ring (For Recessed Slide Track; Installed)	\$29	EA
DRINGSLIDINGPOW	Upgrade to Powder Coated Sliding D-Ring (From Existing Sliding D-Ring)	\$11	EA
DRING5000DP	Heavy-Duty Recessed 5000# D-Rings w/ Backing Plate	\$47	EA
DRING6000Z	Heavy-Duty Recessed 6000# Swivel D-Rings w/ Backing Plate (Zinc)	\$52	EA
DRING6000SS	Heavy-Duty Recessed 6000# Swivel D-Rings w/ Backing Plate (Stainless Steel)	\$69	EA
CHOCKSINLDPKG	Recessed Flip-Up Motorcycle Wheel Chock w/ (4) Surface-Mounted D-Rings	\$167	PKG
CHOCKREC	Recessed Flip-Up Motorcycle Wheel Chock	\$136	EA
CHOCKSUR	Surface-Mounted Wheel Chock (Aluminum, w/ Mounting Hardware)	\$119	EA
CHOCKSINHDPKG	Recessed Flip-Up Motorcycle Wheel Chock w/ (4) Recessed Heavy Duty D-Rings	\$279	PKG
CHOCKTANLDPKG	Tandem Flip-Up Motorcycle Wheel Chocks w/ (8) Surface-Mounted D-Rings	\$319	PKG
CHOCKTANHDPKG	Tandem Flip-Up Motorcycle Wheel Chocks w/ (8) Heavy Duty D-Rings	\$546	PKG
CHOCKSLIDETRACK	Single Stainless Steel Tube Style Wheel Chock for Single Piece of Slide Track (Installed)	\$147	EA
CHOCKSSTUBE	Stainless Steel Tube Style Wheel Chock	\$93	EA
ETRACKFLOORSUR	E-Track Surface Mounted (Floor)	\$17	PLF
ETRACKWALLSURS	E-Track Surface Mounted (Wall)	\$12	PLF
ETRACKFLOORRECS	E-Track HD Recessed w/ Backing Plate (Floor)	\$24	PLF
ETRACKWALLRECS	E-Track HD Recessed w/ Backing Plate (Walls)	\$20	PLF
ETRACKWALLSURA	E-Track (Aluminum) Surface Mounted (Wall)	\$27	PLF
ETRACKFLOORRECA	E-Track (Aluminum) HD Recessed w/ Backing Plate (Floor)	\$33	PLF
ETRACKWALLRECA	E-Track (Aluminum) HD Recessed w/ Backing Plate (Walls)	\$36	PLF
ATRACKSURFL	Airline Track (Aluminum) Surface Mounted (Floor)	\$13	PLF
ATRACKSURWALL	Airline Track (Aluminum) Surface Mounted (Wall)	\$13	PLF
ATRACKRECFL	Airline Track (Recessed in Floor; Aluminum, PLF)	\$22	PLF
ATRACKRECWALL	Airline Track (Recessed in Wall; Aluminum, PLF)	\$26	PLF
SLIDETRACK	Recessed Slide Track (Track Only; D-Rings Sold Separately)	\$24	PLF
SLIDETRACKPOW	Powder Coated Slide Track Upgrade (upgrade to existing slide track) (PBF)	\$11	PBF
ITEM NUMBER	12V LIGHTING & ELECTRICAL	PRICE	UOM
12VLEDBACKUP	Add LED Backup Lights (Pair; Installed)	\$90	PAIR
12VLEDADDSTOP	Additional LED Stop/Turn/Tail Lights (Pair; Installed)	\$90	PAIR
12VLEDSTOPSLIM	Upgrade to 12" LED Slimline Tail/Turn/Stop Lights (Pair)	\$56	PAIR



POPULAR ENCLOSED SNOW OPTIONS

ITEM NUMBER	12V LIGHTING & ELECTRICAL	PRICE	UOM
12VLEDMARKER	Upgrade to Additional LED Marker Lights Bullets	\$15	EA
12VDPLOADINGLIGHTS	Diamond Plate Rear Loading Lights (Mounted Over Rear Ramp Spring; Installed)	\$241	PKG
12VANODLOAD	Anodized Rear Loading Lights (Mounted Over Rear Ramp Spring; Installed)	\$250	EA
12VLEDLOAD9502	(2) 12V LED Load Lights (Double Lights w/ Single Switch, 950 Lumen)	\$179	PKG
12VLEDLOAD950	12V LED Load Light (Single Light w/ Switch, 950 Lumen)	\$147	EA
12VLEDLOAD950SIDE	Recessed LED Exterior Load Light Package (For side of trailer) (1 Light w/ Switch, 950 lumens, & Housing)	\$299	PKG
12VLEDSCARE	12V LED Porch Light w/ Wall Switch	\$100	EA
12VLEDK60PR	K60 LED Exterior Scene Light Package: One 12V wall switch with (2) K60 Scene Lights	\$679	PKG
12VLEDMIDSHIP	Mid-Ship Turn Signals (For Tandem Fenders Only; Pair)	\$90	PAIR
12VBACKUPANG	Angled Back Up Lights (Mounts on side of trailer)	\$389	PAIR
12VPEDJACK	Upgrade to 12V Electric Pedestal Jack w/ Battery & Box installed	\$722	PKG
12VPEDJACK-2	Upgrade to 12V Electric Pedestal Jack w/o Battery	\$289	PKG
12VPOWPOINT	12V Power Jack (Cigarette Lighter Plug)	\$51	EA
12VLEDDOMEUP	Upgrade to LED Economy Dome Light 460 Lumen (From Incandescent Dome Light)	\$11	EA
12VLEDDOMEADD	Additional 12V LED Dome Light (460 lumens)	\$24	EA
12VWALLSW	12 Volt Wall Switch	\$30	EA
12VWALLSW3WAY	12 Volt Wall Switch (3-Way)	\$51	EA
12VWALLSW3WAYUP	Upgrade to 12 Volt (3-Way) Wall Switch	\$24	EA
12VLEDPUCKPKG8	LED Puck Light Package (Includes 8 recessed lights & wall switch) (requires ceiling liner)	\$229	PKG
12VLEDPUCK	Additional Recessed LED "Puck" Light	\$32	EA
12VLEDPUCKPKG2	LED "Puck" Light Cabinet PKG (Under OH Cabinet) (2) Round LED Flush Mount Dome Lights (1) 12V Wall Switch	\$81	PKG
12VLEDDOME18	18" 12V LED Light (requires ceiling liner)	\$193	EA
12VLEDDOME18UP	Upgrade Interior Dome Light to 12V 18" LED Light	\$183	EA
12VLEDUP48LED	Upgrade to (3) 18" 12V LED Light (From (2) 4' LED Wrap Around) (Requires Ceiling	\$206	SET
12VTRICKLECHARGE	Trickle Charger for Battery	\$137	EA
12VBATTERY	Deep Cycle Marine Battery & Box (Wired)	\$262	EA
12VUSB DUAL	12V USB-C and USB-A Dual Recessed Receptacle	\$44	EA
12VLEDSTRIP	LED Interior Strip Light w/ Housing Package (Per Foot, Per Section)	\$13	PLF
12V7WAYILO4WAY	Upgrade to 7-Way Plug w/ Junction Box (From 4-way Plug)	\$59	EA
12VPERMA	Upgrade to Permaseal Wire Connectors	\$193	PKG
12VLEDLIGHTPKGPREM	Upgrade Premium Light Package (LED Strip Lights w/ Integrated Backup Lights, Marker Lights w/ Clear Lens.)	\$158	PKG
12VLEDLIGHTPKGPREM NBL	Upgrade to Premium Light Package (LED Strip Lights w/ No Backup Lights, Marker Lights w/ Clear Lenses)	\$70	PKG
12VBACKUPCAMERAWIRE	Wireless Backup Camera System w/ 7" LCD Screen	\$1,057	EA
12VLEDSAFETY	Add LED 6" Oval Alternating Flashing Safety Lights (Orange) w/ Exterior Toggle Switch (Pair) (Hard Wired Into Auxiliary) (7-Way Plug Required)	\$107	PAIR
ITEM NUMBER	110V LIGHTING & ELECTRICAL	PRICE	UOM
110VPACK1	110V Power Package #1: (1) 15 Amp Motorbase Plug, (1) Wall Switch, (1) Wall Receptacle, (1) 4' LED Wraparound Light (No Additions Available with this Package)	\$420	PKG
110VPACK2	110V Power Package #2: (1) 30 Amp Breaker Box w/ 25' Shore Line and Cord Hatch, (2) 3-Way Wall Switches, (1) Standard Wall Receptacle, (1) GFI Wall Receptacle, (2) 4' LED Wraparound Lights	\$729	PKG
110VPACK3	110V Power Package #3: (1) 30 Amp Breaker Box w/ 25' Shore Line and Cord Hatch, (1) Wall Switch, (4) Standard Wall Receptacles, (1) GFCI Receptacle, (4) 4' Fluorescent Lights, (1) Brace and Wire Stub for A/C Unit	\$1,048	PKG
110VPACK4	110V Power Package #4: (1) 15 Amp Motorbase Plug, (2) Wall Receptacles	\$231	PKG
110VPACK5	110V Power Package #5: Includes (1) 60A Breaker Panel w/ 60A Converter and 50A Motorbase Plug, (2) 3-Way Wall Switches, (1) Standard Wall Receptacle, (1) USB Wall Receptacle, (1) GFI Wall Receptacle, (2) 4' LED Wraparound Lights, 12V Deep Cycle Battery & Box	\$1,519	PKG
110VPACK6	110V Power Package #6: (1) 15A Exterior Motorbase Plug, (1) GFI Wall Receptacle	\$149	PKG
110VMBP15A	15A Motor Base Plug	\$59	EA
110VMBP	30A Motor Base Plug (Replaces Shoreline; 110V Package Required)	\$59	PKG
110V30ACONV	30A Power Converter (110V Pkg #2)	\$435	EA
110V30ACORD	30A Power Cord 25' Long (For Motorbase Plug)	\$200	EA
110V30AGLS	30A Generator Line Switch	\$290	EA
110V50AUP	Upgrade to 50 Amp Breaker Box (Requires 110V Pkg #2)	\$211	PKG
110V50ACORD	50A Power Cord 25' Long (For Motorbase Plug)	\$389	EA
110V60ACONV	60A Power Converter (110 Package Required)	\$320	EA
110VWALLRECEPT	110 Volt Wall Receptacle (Installed; Requires 110V Pkg)	\$66	EA
110VWALLRECEPTUSB	110 Volt Combo USB/Wall Outlet Receptacle (Installed; Requires 110V Pkg #2)	\$80	EA
110VWALLSWITCH	110 Volt Wall Switch (3-Way; Requires 110V Pkg #2)	\$52	EA
110VGFIINT	GFI Wall Receptacle (Interior) (Requires 30A Package)	\$66	EA
110VGFIEXT	GFI Wall Receptacle (Exterior) (Requires 30A Package)	\$107	EA



POPULAR ENCLOSED SNOW OPTIONS

ITEM NUMBER	110V LIGHTING & ELECTRICAL	PRICE	UOM
110VADD4LEDWRAP	4' LED Wraparound Light (Requires 110V Pkg)	\$183	EA
110V500WATTSWING	500W Swing-Mount Quartz Light	\$220	EA
AC135	13,500 BTU A/C Unit (Roof-Mounted) (Requires 110V Pkg #2 and 50 Amp Service)	\$1,450	EA
ACHEATSTRIP	Heat Strip for A/C Unit	\$178	EA
110VACBRACESTUB	Brace and Stub Wire for Future AC Installation (Requires 110V Pkg #2) (12Gauge Wire and 20A Breaker)	\$90	EA
110VHEATELE1500	Heater; Electric; CADET Com-Pak Plus White Wall Fan, 1500 Watt (Requires 110V Pkg #2)	\$235	EA
ITEM NUMBER	CABINETS	PRICE	UOM
CABBS60SNOW	5' Angled Base Cabinet (Snow Trailer V-Nose)	\$622	EA
CABOH48	Overhead Cabinet 1 Flip-Up Door (48"W x13"D x 18"H)	\$275	EA
CABOH482D	Overhead Cabinet 2 Door (48"W x13"D x 18"H)	\$335	EA
CABOH48P	Overhead Cabinet [Premium, 1 Flip-Up Door (48"W x 13"D x 18"H)	\$250	EA
CABOH48FH	48" Economy Overhead Cabinet (Furnace) 1 Door Flip Up Style 48" Long (Furnace not included)	\$424	EA
CABOH62	Overhead Cabinet 1 Door (62"W x 12"D x 18"H)	\$334	EA
CABOH60FH	60" Deluxe Overhead Cabinet (Furnace) 1 Door Flip Up Style 60" Long (Furnace not included)	\$501	EA
CABOH724D	Deluxe Overhead Cabinet 4 Door (72"W x 13"D x 18"H)	\$565	EA
CABOH964D	Deluxe Overhead Cabinet 4 Door (96"W x 13"D x 18"H)	\$654	EA
CABOH96	Overhead Cabinet 2 Flip-Up Door (96"W x 13"D x 18"H)	\$880	EA
CABOH96PSHLF	96" Overhead Split Cabinet w/ Center Shelf [Premium, 2 Flip-Up Door (96"W x 18"D x 18"H)	\$610	EA
CAB50HELMET	Premium 50" Helmet Cabinet w/ Hooks	\$428	EA
CAB47COATHANGER	Premium Wall-Mounted Coat Hanger (47.5", 10 Hooks)	\$143	EA
CAB38COATHANGER	Premium Ceiling-Mounted Coat Hanger (38", 22 Hooks)	\$80	EA
CABBOOT	48" Deluxe Boot Box [Padded Top, Ducted (Requires Furnace Package & Vertical Duct None GN models)]	\$641	EA
CABDUCT6	6' Horizontal Vented Duct (Angled End, 5 Vents)	\$280	EA
CABHEATDUCT	8' Horizontal Vented Duct (8'Lx5"x5" w/ 5 Vents)	\$336	EA
CABDUCTVC	Vertical Corner Duct (Requires Furnace Package)	\$307	EA
CABHEATDUCTLF	Add Heat Duct (PLF)	\$104	PLF
CABCLOTHROD	Clothes Rod for Overhead Cabinets (48" Cabinets only)	\$29	EA
CAB4COATHOOK	4' Coat Rack Package (47' Slide Track w/ (6) Adjustable Hooks)	\$70	PKG
CABSHELF18	18" Shelving w/ Angled Gussets (PLF, Per Tier)	\$40	PLF
COUNTERTOPFOR	Upgrade to Formica Countertop (Base Cabinet Sold Separately)	\$187	PKG
ITEM NUMBER	VENTS & WINDOWS	PRICE	UOM
VENTROOF	14"x14" Manual Roof Vent	\$76	EA
VENT12V	12V Power Roof Vent	\$170	EA
VENT110V	110V Power Roof Vent (Requires 30A Package)	\$226	PKG
VENTFF	Fantastic Fan/Vent (Dometic 22-0462) (Requires 30A Package)	\$592	EA
VENTMAXX	Maxx-Air Roof Vent Cover	\$98	EA
VENTSALEM	Directional Salem Vent Kit (Plastic; Pair)	\$59	PAIR
VENTSALEM2	Two-Way Directional Salem Vent Kit (Aluminum; Pair)	\$227	PAIR
WINDOW18X24HOR	18"x24" Horizontal Radius Sliding Window w/ Screen	\$242	EA
WINDOW18X24VER	18"x24" Vertical Radius Sliding Window w/ Screen	\$249	EA
WINDOW24X36	24"x36" Radius Sliding Window w/ Screen	\$380	EA
WINDOW24X36E	24"x36" Egress Sliding Window (Tinted w/ Screen)	\$419	EA
ITEM NUMBER	MISC OPTIONS, ACCESSORIES	PRICE	UOM
BENCHFOLD	Fold Down Bench (12"x48") Type: Work or Sitting	\$299	EA
BENCH48PADV	Fold-Down Padded Bench (48"L) Vertical Design	\$247	EA
BENCH50FUP	Premium 50" Fold-Up Padded Bench	\$794	EA
BENCH36FUSTOR	Premium 36" Fold-Up Work Bench w/ Integrated Tool Storage	\$567	EA
HOLDERPREMCUP	Premium Cup Holder	\$50	EA
HOLDERPREMFUEL2	Premium (2) Race Fuel Holder	\$240	EA
HOLDERPREMFUEL3	Premium (3) Race Fuel Holder	\$320	EA
STEREOAMFM	Basic Stereo Package - Includes (4) Boss Speakers	\$561	PKG
PROPANE20	20# Propane Tank w/ Regulator (Tongue-mounted Holder Included)	\$151	EA
PROPANE20TO30	Upgrade to 30# Propane Tank from 20# Propane Tank w/ Heavy Duty Mount	\$179	EA
PROPANEUNDERUP	Upgrade to Underslung Propane Tank (Requires Package Including Standard Propane Tank) **ONLY AVAILABLE ON DECKOVER MODELS**	\$851	EA
STABJACK	Stabilizer Jacks	\$117	PAIR
STABJACKDD	Stabilizer Jacks (Interior Rear; Drop Down) (Installed; Pair)	\$214	PAIR
BOGEYWHEELS	Bogey/Caster Wheels (Installed; Pair)	\$248	PAIR
DRAGWHEELS	HD Drag Wheels (AH Version)	\$119	PAIR



POPULAR ENCLOSED SNOW OPTIONS

ITEM NUMBER	MISC OPTIONS, ACCESSORIES	PRICE	UOM
SCISSORJACK	Scissor Jacks (Camper Style; Pair)	\$258	PAIR
STEREOSPEAKEREXT	Add Exterior Marine Grade Speakers to Stereo System (Pair)	\$261	PAIR
ITEM NUMBER	SPECIAL PACKAGES	PRICE	UOM
PKGBOONDOCKER	Boondocker Package - Snow Trailers: Includes Upgrade to Quad-Ply Flooring, Wrap Around Front Ramp with Spring Assist (72" opening), & 6" DP Kickplate	\$81	PBF
PKGBHPDOSN	Basic Heater Package - Deckover Snow Models [20# Propane Tank (Tongue-Mounted), White Ceiling, Insulated Walls & Ceiling, 40K BTU Furnace, Safety Kit, Marine Grade Battery & Box, 48" Furnace Cabinet]	\$3,490	PKG
PKGBHPDODLSN	Basic Heater Package - Deckover DL Snow Models [20# Propane Tank (Tongue Mounted), White Luan Walls & Ceiling, Insulated Walls & Ceiling, 40K BTU Furnace, Safety Kit, Marine Grade Battery & Box, 48" Furnace Cabinet]	\$4,556	PKG
PKGBHPINLINE	Basic Heater Package - Inline Snow Models [20# Propane Tank (Tongue Mounted), White Luan Ceiling, Insulated Walls & Ceiling, 40K BTU Furnace, Safety Kit, Marine Grade Battery & Box, 48" Furnace Cabinet]	\$4,556	PKG
PKGFLOORDRAIN	Deluxe Floor Drain System (Full Width Slot, Exterior Clean Out)	\$169	PKG
STEREOKICKER	Kicker Stereo Package (Includes (6) Speakers, AMP & Subwoofer, with Clairion Face Unit w/ Bluetooth Capabilities)	\$1,760	PKG
STEREOMID	Mid-Level Stereo Package (Includes (4) Speakers, AMP & Subwoofer, Pioneer AM/FM/CD Player w/ Bluetooth, Battery Sold Separately)	\$1,545	PKG
PKGPOWDERDO	Exterior Powder Coat Package (Deckovers) - Includes Inner & Exterior Door Trims, Stone Guard, Locking Bars, Hinges, Grab Handles, Coupler & Exterior Trim	\$73	PBF
PKGPOWDERIL	Exterior Powder Coat Package (Inlines) - Includes Inner & Exterior Door Trims, Fenders, Stone Guard, Locking Bars, Hinges, Grab Handles, Coupler & Exterior Trim	\$78	PBF



ENCLOSED SNOW ALL-SPORT PEAK VALUE

STANDARD FEATURES

- All-Aluminum Construction
- One-Piece Aluminum Roof
- 48" Beavertail Construction
- **V-Nose Construction w/ 6" Radius**
- 24" Bright Stoneguard
- A-Frame Tongue
- **Torsion Ride Suspension, 45 Degree Down**
- 4x Recessed D-Rings
- Rear Ramp Door w/ Spring Assist w/ FTH Flap
- Front Ramp Door w/ Spring Assist
- Roof Vent
- (3) Interior Dome Lights w/ Switch
- Recessed LED Exterior Lights
- 3/4" Water Resistant Decking
- White Luan Interior Walls & Ceiling
- Polished Aluminum Fender Flares
- Drive-Over Fender Kit
- Smooth .030" Bonded Side Panels
- **4" Trim (Top/Bottom/Rear)**
- Limited Lifetime Warranty



**Image shown may contain add'l options*

TRAILER MODEL	8.5X16 AS Peak Value	8.5X18 AS Peak Value	8.5X22 AS Peak Value	8.5X24 AS Peak Value
Item Number	MCH8.5X16AS-PV	MCH8.5X18AS-PV	MCH8.5X22AS-PV	MCH8.5X24AS-PV
Subframe	2" x 5"	2" x 5"	2" x 5"	2" x 5"
Floor Studs	24" O/C	24" O/C	24" O/C	24" O/C
Wall & Roof Studs	16" O/C	16" O/C	16" O/C	16" O/C
Box WxLxH	99" x 16' x 78"	99" x 18' x 78"	99" x 22' x 78"	99" x 24' x 78"
Interior WxLxH	96" x 15'10" x 76"	96" x 17'10" x 76"	96" x 21'10" x 76"	96" x 23'10" x 76"
Overall WxLxH	102" x 23'9" x 8'10"	102" x 25'9" x 8'10"	102" x 29'9" x 8'10"	102" x 31'9" x 8'10"
Deck Height	22"	22"	22"	22"
Hitch Height	17.5"	17.5"	17.5"	17.5"
Rear Door Opening WxH	89" x 75"	89" x 75"	89" x 75"	89" x 75"
Front Door Opening WxH				
V-Nose w/ 6" Radius	49"	49"	49"	49"
Axle(s) - Qty/Rating	2-3500# Braked	2-3500# Braked	2-3500# Braked	2-3500# Braked
GVWR	7000#	7000#	7000#	7000#
Wheels	15" Gloss Black Mod	15" Gloss Black Mod	15" Gloss Black Mod	15" Gloss Black Mod
Tires	205/75R15	205/75R15	205/75R15	205/75R15
Side Door	32" x 72"	32" x 72"	32" x 72"	32" x 72"
Power Connection	7-Way Round	7-Way Round	7-Way Round	7-Way Round
Coupler Rating/Ball Size	12500# / 2-5/16"	12500# / 2-5/16"	12500# / 2-5/16"	12500# / 2-5/16"
Jack	5000# Center Jack	5000# Center Jack	5000# Center Jack	5000# Center Jack
Safety Chains	(2) 7800#	(2) 7800#	(2) 7800#	(2) 7800#
Curb Weight	2415#	2850#	2950#	3496#
Payload	4585#	4150#	4050#	3504#
BASE PRICE	\$13,950	\$14,426	\$15,441	\$16,194

OPTIONS & ACCESSORIES (Expanded Option List can be found in Options Section)

CONSTRUCTION OPTIONS	ITEM NUMBER	PRICE	UOM	DOOR/WINDOW/VENT OPTIONS	ITEM NUMBER	PRICE	UOM
Add 3" to Box Height (PBF)	HEIGHT3	\$22	PBF	4'x4' Escape Door	DOOR4848ESCAPE	\$543	EA
Add 6" to Box Height (PBF)	HEIGHT6	\$33	PBF				
Add 9" to Box Height (PBF)	HEIGHT9	\$39	PKG	CABINETS			
				48" Overhead Cabinet [Premium, (1) Flip-Up Door, 48"W x 13"D x 18"H]	CABOH48P	\$250	EA
AXLE & FRAME UPGRADE				60" Deluxe Overhead Cabinet (Furnace) 1- Door Flip Up Style 60" Long (Furnace not included)	CABOH60FH	\$501	EA
Upgrade Trailer Frame, PBF (Peak Value) (Includes Axle Carrier Upgrade and 16" O/C Floor Stud (Required for 5K Axles)	FRAMEUPGRADEPV	\$45	PBF				
Upgrade to 2-5K Torsion Braked Axles (From 2-3K Torsion Braked; Enclosed Models)	AXLETOR6BRTOTOR10BR	\$884	PKG				



ALL-SPORT CAR HAULERS 16'-22'

STANDARD FEATURES

- All-Aluminum Construction
- One-Piece Aluminum Roof
- 48" Beavertail Construction
- V-Nose Construction w/ 12" Radius
- 24" Bright Stoneguard
- A-Frame Tongue
- Torsion Ride Suspension, 45 Degree Down
- Recessed HD D-Rings
- Rear Ramp Door w/ Spring Assist w/ FTH Flap
- Front Ramp Door w/ Spring Assist
- Side Access Door w/ Step Well
- Roof Vent
- (3) Interior Dome Lights
- Recessed LED Lights
- 3/4" Water Resistant Decking
- White Luan Interior Walls & Ceiling
- Polished Aluminum Fender Flares
- Drive-Over Fender Kit
- Smooth .030" Bonded Side Panels
- 4" Trim (Top/Rear), 7" Trim (Bottom)
- Limited Lifetime Warranty

TRAILER MODEL	8.5x16 All Sport	8.5x18 All Sport	8.5x20 All Sport	8.5x22 All Sport
Item Number	MCH8.5X16AS	MCH8.5X18AS	MCH8.5X20AS	MCH8.5X22AS
Subframe	2" x 6"	2" x 6"	2" x 6"	2" x 6"
Floor Studs	16" O/C	16" O/C	16" O/C	16" O/C
Wall & Roof Studs	16" O/C	16" O/C	16" O/C	16" O/C
Box WxLxH	99" x 16' x 78"	99" x 18' x 78"	99" x 20' x 78"	99" x 22' x 78"
Interior WxLxH	96" x 15'10" x 76"	96" x 17'10" x 76"	96" x 19'10" x 76"	96" x 21'10" x 76"
Overall WxLxH	102" x 25'4" x 8'8"	102" x 27'4" x 8'8"	102" x 29'4" x 8'8"	102" x 31'4" x 8'8"
Deck Height	24"	24"	24"	24"
Hitch Height	18"	18"	18"	18"
Rear Door Opening WxH	89" x 75"	89" x 75"	89" x 75"	89" x 75"
Front Door Opening WxH	64" x 72"	64" x 72"	64" x 72"	64" x 72"
V-Nose w/ 12" Radius	72"	72"	72"	72"
Axle(s) - Qty/Rating	2-5200# Braked	2-5200# Braked	2-5200# Braked	2-5200# Braked
GVWR	9900#	9900#	9900#	9900#
Wheels	15" Gloss Black Mod	15" Gloss Black Mod	15" Gloss Black Mod	15" Gloss Black Mod
Tires	225/75R15	225/75R15	225/75R15	225/75R15
Side Door	32" x 72"	32" x 72"	32" x 72"	32" x 72"
Power Connection	7-Way Round	7-Way Round	7-Way Round	7-Way Round
Coupler Rating/Ball Size	12500# / 2-5/16"	12500# / 2-5/16"	12500# / 2-5/16"	12500# / 2-5/16"
Jack	5000# Center Wheel Jack	5000# Center Wheel Jack	5000# Center Wheel Jack	5000# Center Wheel Jack
Safety Chains	(2) 7800#	(2) 7800#	(2) 7800#	(2) 7800#
Curb Weight	2415#	2850#	2900#	2950#
Payload	7485#	7050#	7000#	6950#
BASE PRICE	\$15,797	\$16,244	\$16,988	\$17,617

OPTIONS & ACCESSORIES (Expanded Option List can be found in Options Section)

CONSTRUCTION OPTIONS	ITEM NUMBER	PRICE	UOM	TIRE/WHEEL ASSEMBLIES & ACCESSORIES	ITEM NUMBER	PRICE	UOM
Add 3" to Box Height	HEIGHT3	\$22	PBF	Upgrade to 16" Aluminum Wheels (Radial; From 16" Silver Mod Wheels)	WHEELUP16STO16A	\$187	EA
Add 6" to Box Height	HEIGHT6	\$33	PBF				
Add 9" to Box Height	HEIGHT9	\$39	PBF				
AXLE OPTIONS				DOORS/WINDOWS/VENTS			
Upgrade to 2-6K Torsion Braked Axles (From 2-5K Torsion Braked; Includes 16" Tire Upgrade) (2x8 Frame Upgrade Required)	AXLETOR10BRTOTOR12BR	\$583	PKG	4'x4' Escape Door	DOOR4848ESCAPE	\$543	EA
Upgrade to 2-7K Torsion Braked Axles (From 2-5K Braked; Includes 16" Tire Upgrade)	AXLETOR10BRTOTOR14BR	\$1,351	PKG	14"x14" Fuel Door w/ Paddle Handle	DOOR1414FUEL	\$144	EA
(2x8 Frame Upgrade Required)				Fold-Down Aluminum Step	STEPALUMFOLD	\$132	EA



ALL-SPORT CAR HAULERS 24'-32'

STANDARD FEATURES

- All-Aluminum Construction
- One-Piece Aluminum Roof
- 48" Beavertail Construction
- V-Nose Construction w/ 12" Radius
- 24" Bright Stoneguard
- A-Frame Tongue
- Torsion Ride Suspension, 45 Degree Down
- Recessed HD D-Rings
- Rear Ramp Door w/ Spring Assist w/ FTH Flap
- Front Ramp Door w/ Spring Assist
- Side Access Door w/ Step Well
- Roof Vent
- (3) Interior Dome Lights
- Recessed LED Lights
- 3/4" Water Resistant Decking
- White Luan Interior Walls & Ceiling
- Polished Aluminum Fender Flares
- Drive-Over Fender Kit
- Smooth .030" Bonded Side Panels
- 4" Trim (Top/Rear), 7" Trim (Bottom)
- Limited Lifetime Warranty

TRAILER MODEL	8.5x24 All Sport	8.5x28 All Sport	8.5x32 All Sport
Item Number	MCH8.5X24AS	MCH8.5X28AS	MCH8.5X32AS
Subframe	2" x 8"	2" x 8"	2" x 8"
Floor Studs	16" O/C	16" O/C	16" O/C
Wall & Roof Studs	16" O/C	16" O/C	16" O/C
Box WxLxH	99" x 24' x 78"	99" x 28' x 78"	99" x 32' x 78"
Interior WxLxH	96" x 23'10" x 76"	96" x 27'10" x 76"	96" x 31'10" x 76"
Overall WxLxH	102" x 33'4" x 8'10"	102" x 37'4" x 8'10"	102" x 41'4" x 8'10"
Deck Height	26"	26"	26"
Hitch Height	20"	20"	20"
Rear Door Opening WxH	89" x 75"	89" x 75"	89" x 75"
Front Door Opening WxH	64" x 72"	64" x 72"	64" x 72"
V-Nose w/ 12" Radius	72"	72"	72"
Axle(s) - Qty/Rating	2-5200# Braked	2-5200# Braked	2-5200# Braked
GVWR	9900#	9900#	9900#
Wheels	15" Gloss Black Mod	15" Gloss Black Mod	15" Gloss Black Mod
Tires	225/75R15	225/75R15	225/75R15
Side Door	32" x 72"	32" x 72"	32" x 72"
Power Connection	7-Way Round	7-Way Round	7-Way Round
Coupler Rating/Ball Size	12500# / 2-5/16"	12500# / 2-5/16"	12500# / 2-5/16"
Jack	5000# Center Wheel Jack	5000# Center Wheel Jack	5000# Center Wheel Jack
Safety Chains	(2) 7800#	(2) 7800#	(2) 7800#
Curb Weight	3050#	3250#	TBD
Payload	6850#	6650#	TBD
BASE PRICE	\$19,426	\$22,693	\$25,360

OPTIONS & ACCESSORIES (Expanded Option List can be found in Options Section)

CONSTRUCTION OPTIONS	ITEM NUMBER	PRICE	UOM	TIRE/WHEEL ASSEMBLIES & ACCESSORIES	ITEM NUMBER	PRICE	UOM
Add 3" to Box Height	HEIGHT3	\$22	PBF	Upgrade to 16" Aluminum Wheels (Radial; From 16" Silver Mod Wheels)	WHEELUP16STO16A	\$187	EA
Add 6" to Box Height	HEIGHT6	\$33	PBF				
Add 9" to Box Height	HEIGHT9	\$39	PBF				
AXLE OPTIONS				DOORS/WINDOWS/VENTS			
Upgrade to 2-6K Torsion Braked Axles (From 2-5K Torsion Braked; Includes 16" Tire Upgrade) (2x8 Frame Upgrade Required)	AXLETOR10BRTOTOR12BR	\$583	PKG	4'x4' Escape Door	DOOR4848ESCAPE	\$543	EA
Upgrade to 2-7K Torsion Braked Axles (From 2-5K Braked; Includes 16" Tire Upgrade) (2x8 Frame Upgrade Required)	AXLETOR10BRTOTOR14BR	\$1,351	PKG	14"x14" Fuel Door w/ Paddle Handle	DOOR1414FUEL	\$144	EA
				Fold-Down Aluminum Step	STEPALUMFOLD	\$132	EA




ENCLOSED CAR HAULER ALL SPORT ELEVATION SERIES

STANDARD FEATURES

- All-Aluminum Construction
- One Piece Aluminum Roof
- Hidden Beavertail Construction
- **V-Nose Construction w/ 12" Radius**
- 24" Stoneguard
- Dexter Torsion Ride Axles [45 Degree Down (18-22) 22.5 Degree Down (24'')]
- Spread Axle Design w/ Tapered Skirting
- (4) HD 5000# Recessed D-Rings
- (2) Rows of Recessed Slide Track w/ (8) Sliding D-Rings
- Car Hauler Grade Rear Ramp w/ FTH Flap System and Piano Hinge System
- (2) 32" x 72" Side Access Door w/ Flip Down Aluminum Step
- **(1) 14"x14" Fuel Door**
- Roof Vent
- (3) LED Dome Lights w/Switch
- **(5) LED Porch Lights [(2) Over Rear Ramp, (1) Over Each SAD & (1) Front Ramp]]**
- 110V Package EWP: (1) 60A Breaker Panel w/ Converter and Motorbase Plug, (2) 3-Way Wall Switches, (1) GFI Wall Receptacle, (1) Standard Wall Receptacle, (1) USB Receptacle, (12) Puck Lights
- Premium Exterior Light Package (Integrated Slim Brake and Backup Lights & Clear Lense Marker Lights)
- Basic Heater Package: 40# Propane Tank w/ HD Tongue-Mount, White Ceiling, Insulated Walls & Ceiling, 40K BTU Furnace, Safety Kit, Marine Grade Battery & Box, 48" Furnace Cabinet
- (1) 40# Propane Tank w/ HD Mount Upgrade
- **3/4" Quad Ply Decking**
- White Luan Walls and Ceiling
- (2) Fold-Down Padded Bench (48"L)
- **Combo Wall (3 Rows in Box, 2 Rows in V-Nose)**
- **Angled Brackets (Convert Cabinets to Combo Wall)**
- (2) Premium Ceiling-Mounted Coat Hanger (38", 22 Hooks)
- Boondocker Package - Enc Snow Trailers: Includes Upgrade to Quad-Ply Flooring, Wrap Around Front Ramp w/ Spring Assist (72" Wide Opening) and 6" Extruded Aluminum Kickplate
- 48" Deluxe Boot Box [Padded Top, Ducted (Requires Furnace Package)] Vertical Corner Duct (Requires Furnace Package)
- **(2) 48" Overhead Cabinet [Premium, (1) Flip-Up Door, 48"(W) x 13"(D) x 18"(H)]**
- **Adjustable Wall Hooks For Combo Wall (2 - 18', 4-22'+ BP, 4-GN)**
- **Deluxe Floor Drain System (Full Width Slot, Exterior Clean Out)**
- Premium Aluminum Ramp Hinges
- Freezer Latch System for Rear Ramp
- Sloped Drive Over Fender Kit w/ Ski Guides
- **Rear Door Canopy (2020 Version, w/ (4) Puck Lights)**
- Screwless .030 Bonded Sides
- **Powdercoat Exterior Package**
- **4" Trim (Top/Rear), 7" Trim (Bottom)**
- Limited Lifetime Warranty

These models to be built in MT or ME

TRAILER MODEL	8.5x18 CH AS Elevation	8.5x22 CH AS Elevation	8.5x24 CH AS Elevation	
Item Number	MCH8.5X18-AS-ELE	MCH8.5X22-AS-ELE	MCH8.5X24-AS-ELE	
Subframe	2" x 6"	2" x 6"	2" x 8"	
Floor Studs	16" O/C	16" O/C	16" O/C	
Wall & Roof Studs	16" O/C	16" O/C	16" O/C	
Box WxLxH	99" x 18' x 90"	99" x 22' x 90"	99" x 24' x 90"	
Interior WxLxH	96" x 17'10" x 88"	96" x 21'10" x 88"	96" x 23'10" x 88"	
Overall WxLxH	102" x 27'4" x 116"	102" x 31'4" x 116"	102" x 33'4" x 116"	
Deck Height	28-1/4"	28-1/4"	28-1/4"	
Hitch Height	21-5/8"	21-5/8"	21-5/8"	
Rear Door Opening WxH	91" x 87"	91" x 87"	91" x 87"	
Front Door Opening WxH	64"x83"	64"x83"	64"x83"	
V-Nose w/ 12" Radius	72"	72"	72"	
Axle(s) - Qty/Rating	2-5200# Braked	2-5200# Braked	2-5200# Braked	
GVWR	9900#	9900#	9900#	
Wheels	15" Aluminum	15" Aluminum	15" Aluminum	
Tires	225/75R15	225/75R15	225/75R15	
Side Door	32" x 72"	32" x 72"	32" x 72"	
Power Connection	Artic Flex 7-Way Round	Artic Flex 7-Way Round	Artic Flex 7-Way Round	
Coupler Rating/Ball Size	15000# / 2-5/16"	15000# / 2-5/16"	15000# / 2-5/16"	
Jack	5000# Center Wheel Jack	5000# Center Wheel Jack	5000# Center Wheel Jack	
Safety Chains	12,500#	12,500#	12,500#	
Curb Weight	TBD	3935#	TBD	
Payload	TBD	6055#	TBD	
BASE PRICE	\$29,314	\$31,666	\$34,488	

OPTIONS & ACCESSORIES (Expanded Option List can be found in Options Section)

CONSTRUCTION OPTIONS	ITEM NUMBER	PRICE	UOM	TIRE/WHEEL ASSEMBLIES & ACCESSORIES	ITEM NUMBER	PRICE	UOM
Add 3" to Box Height (PBF)	HEIGHT3	\$22	PBF	Spare 16" Silver Mod Wheel w/ 235/80R16 Tire	WHEELSP16SILV235	\$309	EA
Add 6" to Box Height (PBF)	HEIGHT6	\$33	PBF	Spare 16" Aluminum Wheel w/ 235/80R16 Tire	WHEELSP16A235	\$496	EA
Add 9" to Box Height (PBF)	HEIGHT9	\$39	PBF	2024 Interior Elevated Spare Tire Mount (Universal Fitment)	WHEELMOUNTELEV24	\$119	EA
Upgrade to 12" O/C Floor Studs (From 16" O/C; PBF)	FLOOR12OC	\$32	PBF				
				DOOR/WINDOW/VENT OPTIONS			
				Upgrade to 6" Extruded Aluminum Bi-Fold Ramp Extension (Car Hauler Models)	RAMP6CHEXT	\$689	PKG
				FLOORING OPTIONS			
				Airline Track (Recessed in Floor; Aluminum, PLF)	ATRACKRECFL	\$22	PLF
				EXTERIOR OPTIONS			
				Two-Tone Color Package w/ 6" Anodized Divider	TRIMTT6	\$315	PKG
				Two-Tone Color Package - No Anodized Divider	TRIMTTSP	\$151	PKG
				Upgrade to .040" Exterior Skin (Black, White, or Silver Only; Extended Lead Times May Apply; PBF)	SKIN040UP	\$64	PBF
AXLE OPTIONS							
Upgrade to 2-6K Torsion Braked Axles (From 2-5K Torsion Braked; Includes 16" Tire Upgrade) (Requires 2x8 Frame Upgrade)	AXLETOR10BRTOTOR12BR	\$583	PKG				
Upgrade to 2-7K Torsion Braked Axles (From 2-5K Torsion Braked; Includes 16" Tire Upgrade) (Requires 2x8 Frame Upgrade)	AXLETOR10BRTOTOR14BR	\$1,351	PKG				
TIRE/WHEEL ASSEMBLIES & ACCESSORIES							
Spare 15" Gloss Black Mod 225/75R15 Tire (6-Lug)	WHEELSP15GB225	\$232	EA				
Spare 15" Aluminum Wheel w/ 225/75R15 Tire (6-Lug)	WHEELSP15A225	\$374	EA				
Spare 15" Black Aluminum Wheel w/ 225/75R15 Tire	WHEELSP15BA225	\$374	EA				




ENCLOSED GOOSENECK ALL SPORT ELEVATION SERIES

STANDARD FEATURES

- All-Aluminum Construction
- One Piece Aluminum Roof
- Hidden Beavertail Construction
- Front Style: Gooseneck Construction
- 24" Stoneguard
- Dexter Torsion Ride Axles [45 Degree Down]
- Spread Axle Design w/ Tapered Skirting
- (4) HD 5000# Recessed D-Rings
- (2) Rows of Recessed Slide Track w/ (8) Sliding D-Rings
- Car Hauler Grade Rear Ramp w/ FTH Flap System and Piano Hinge System
- (2) 32" x 72" Side Access Door w/ Flip Down Aluminum Step
- 72" Angled Side Ramp w/ Spring Assist
- (1) 14"x14" Fuel Door(s)
- (2) 53"x19" Sliding Window w/ Screen (No Bars)
- Roof Vent
- (5) LED Porch Lights [(2) Over Rear Ramp, (1) Over Each SAD & (1) Front Ramp]]
- (3) LED Dome Lights w/Switch
- 110V Package EWP - [(1) 60A Breaker Panel w/ Converter and Motorbase Plug, (2) 3-Way Wall Switches, (1) GFI Wall Receptacle, (1) Standard Wall Receptacle, (1) USB Receptacle, (12) Puck Lights]
- Premium Exterior Light Package (Integrated Slim Brake and Backup Lights & Clear Lense Marker Lights)
- Basic Heater Package [(2) 30# Propane Tanks w/ Compartment (Under Goose), Insulated Walls & Ceiling, 40K BTU Furnace, Safety Kit, Marine Grade Battery & Box, 96" Furnace Cabinet w/ Integrated Boot Box]
- Additional 75,000 Hot Dawg Propane Heater
- Hydraulic Landing Gear
- 3/4" Quad Ply Decking
- White Luan Walls and Ceiling
- (2) Fold-Down Padded Bench (48"L)
- Premium 36" Fold-Up Work Bench w/ Integrated Tool Storage
- 44" Deluxe Wardrobe Cabinet [GN EWP, Ducted (Requires Furnace Pkg.)]
- (1) 48" Overhead Cabinet [Premium, (1) Flip-Up Door, 48"(W) x 13"(D) x 18"(H)]
- (2) Premium Ceiling-Mounted Coat Hanger (38", 22 Hooks)
- Kicker Stereo Package (Includes (6) Speakers, AMP & Subwoofer, Premium Media Player w/ BlueTooth, Battery Sold Separately)
- Adjustable Wall Hooks For Combo Wall (2 - 18', 4-22'+ BP, 4-GN)
- Combo Wall (3 Rows in Box, 2 Rows in V-Nose)
- Angled Brackets (Convert Cabinets to Combo Wall)
- Deluxe Floor Drain System (Full Width Slot, Exterior Clean Out)
- Premium Aluminum Ramp Hinges
- Freezer Latch System for Rear Ramp
- Sloped Drive Over Fender Kit w/ Ski Guides
- Rear Door Canopy (2020 Version, w/ (4) Puck Lights)
- Screwless .040 Bonded Sides
- Powdercoat Exterior Package

These models to be built in MT or ME

TRAILER MODEL	8.5x36 GN AS Elevation	8.5x38 GN AS Elevation	8.5x42 GN AS Elevation	
Item Number	MEG8.5X36AS-ELE	MEG8.5X38AS-ELE	MEG8.5X42AS-ELE	
Subframe	2" x 8"	2" x 8"	2" x 8"	
Floor Studs	16" O/C	16" O/C	16" O/C	
Wall & Roof Studs	16" O/C	16" O/C	16" O/C	
Box WxLxH	99" x 28' x 84"	99" x 30' x 84"	99" x 34' x 84"	
Interior WxLxH	96" x 27'2" x 82"	96" x 29'2" x 82"	96" x 33'2" x 82"	
Overall WxLxH	101" x 36' x 8'11"	101" x 38' x 8'12"	101" x 38' x 8'14"	
Deck Height	24-3/4"	24-3/4"	24-3/4"	
Rear Door Opening WxH	91" x 81"	91" x 81"	91" x 81"	
Axle(s) - Qty/Rating	2-6000# Braked	2-6000# Braked	2-6000# Braked	
GVWR	12000#	12000#	12000#	
Wheels	16" Aluminum	16" Aluminum	16" Aluminum	
Tires	235/75R16	235/75R16	235/75R16	
Side Door	32" x 72"	32" x 72"	32" x 72"	
Power Connection	Artic Flex 7-Way Round	Artic Flex 7-Way Round	Artic Flex 7-Way Round	
Coupler Rating/Ball Size	25000# / Adjustable	25000# / Adjustable	25000# / Adjustable	
Safety Chains	15000#	15000#	15000#	
Curb Weight	TBD	TBD	5995#	
Payload	TBD	TBD	6005#	
BASE PRICE	\$56,120	\$57,373	\$59,412	

OPTIONS & ACCESSORIES (Expanded Option List can be found in Options Section)

CONSTRUCTION OPTIONS	ITEM NUMBER	PRICE	UOM	TIRE/WHEEL ASSEMBLIES & ACCESSORIES	ITEM NUMBER	PRICE	UOM
Add 3" to Box Height (PBF)	HEIGHT3	\$22	PBF	2024 Interior Elevated Spare Tire Mount (Universal Fitment)	WHEELMOUNTELEV24	\$119	EA
Add 6" to Box Height (PBF)	HEIGHT6	\$33	PBF				
Add 9" to Box Height (PBF)	HEIGHT9	\$39	PBF	DOOR/WINDOW/VENT OPTIONS	ITEM NUMBER	PRICE	UOM
Upgrade to 12" O/C Floor Studs (From 16" O/C; PBF)	FLOOR12OC	\$32	PBF	Upgrade to 78"-Tall Side Access Door (From 72" (SAD) (Excludes Radius RV Door)	DOOR78UP	\$44	EA
				Two-Way Directional Salem Vent Kit (Aluminum; Pair)	VENTSALEM2	\$227	EA
AXLE OPTIONS				EXTERIOR OPTIONS			
Upgrade to 2-7K Torsion Braked Axles (From 2-6K Braked; Includes 16" Tire Upgrade)	AXLETOR12BRTOTOR14BR	\$560	PKG	Two-Tone Color Package w/ 6" Anodized Divider	TRIMTT6	\$315	PKG
Upgrade to 2-8K Torsion Braked Axles (From 2-7K Braked; Includes 215/75R17.5 Tire Upgrade)	AXLETOR14BRTOTOR16BR	\$3,300	PKG	Two-Tone Color Package - No Anodized Divider	TRIMTTSP	\$151	PKG
				Upgrade to .040" Exterior Skin (Black, White, or Silver Only; Extended Lead Times May Apply; PBF)	SKIN040UP	\$64	PBF
TIRE/WHEEL ASSEMBLIES & ACCESSORIES							
Spare 16" Silver Mod Wheel w/ 235/80R16 Tire	WHEELSP16SILV235	\$309	EA				
Spare 16" Aluminum Wheel w/ 235/80R16 Tire	WHEELSP16A235	\$496	EA				



POPULAR ALL-SPORT & GOOSENECK ELEVATION OPTIONS

ITEM NUMBER	CONSTRUCTION OPTIONS	PRICE	UOM
RADIUSROOF	Upgrade to Radius Roof Construction (Up to 30')	\$33	EA
VNOSESLOPE	Add Slope in V-Nose	\$82	PKG
CASTCORNERUP	Cast Polished Corners for Flat Front	\$488	PKG
WALLINTSTUD	Upgrade to Integrated Wall Stud System – (2) Parallel Tracks Built into Studs, Installed 32" O/C, and Utilizes a ¼"	\$44	PBF
	Carriage Bolt to Mount Items (PBF)		
HEIGHT3	3" Extra Height	\$22	PBF
HEIGHT6	6" Extra Height	\$33	PBF
HEIGHT9	9" Extra Height	\$39	PBF
HEIGHT12	12" Extra Height	\$43	PBF
HEIGHT15	15" Extra Height (Requires .080 Wall Stud Upgrade and HD Rear Ramp)	\$56	PBF
HEIGHT18	18" Extra Height (Requires HD Ramp or Barn Door Upgrade & .080 Wall Stud Upgrade)	\$64	PBF
HEIGHT21	21" Extra Height (Requires .080 Wall Stud Upgrade and HD Rear Ramp)	\$73	PBF
HEIGHT24	24" Extra Height (Requires HD Ramp or Barn Door Upgrade & .080 Wall Stud Upgrade)	\$84	PBF
HEIGHTDED6	Height Decrease 6"	\$0	PBF
HEIGHTDED12	Height Decrease 12"	\$0	PBF
LENGTH285	Additional Length in 2' Intervals (8.5 wide)	\$677	Per 2'
FRAMEUPGRADEPV	Upgrade Trailer Frame, PBF (Peak Value) (Includes Axle Carrier Upgrade and 16" O/C Floor Stud Upgrade)	\$45	PBF
FRAMEUP2X8	Upgrade Trailer Sub Frame to 2"x8" (From 2"x6"; PBF)	\$94	PBF
BEAVERVISIBLE	Reverse Beavertail Construction on (7' wides & Up)	\$220	EA
COUPLER2516ST02516ADJ	Upgrade to 3" Adjustable 2-5/16" A-Frame Coupler	\$166	EA
JACK8000PED	Upgrade to 8000# Pedestal Jack (From Wheel or Center Jack)	\$65	EA
JACK10000PED	Upgrade to 10000# Pedestal Jack (From Wheel or Center Jack)	\$81	EA
GNELECLAND	Upgrade to Electric Landing Gear (Gooseneck Models Only)	\$1,176	EA
JACKGNHYDRLAND	Upgrade to Big Foot Hydraulic Landing Gear (Gooseneck Models Only; Single Leg)	\$2,577	EA
FLOOR120C	Upgrade to 12" O/C Floor Studs (From 16" O/C; PBF)	\$32	PBF
ROOFTRUSSEDUP	Upgrade to Trussed Roof System (Not compatible w/ Radius)	\$42	EA
080WALLSTUD	Upgrade to .080 Wall Studs	\$36	PBF
WALL2X2UP	Upgrade Wall Studs to 2"x2", PBF	\$75	PBF
CEIL2X2UP	Upgrade Ceiling Studs to 2"x2", PBF	\$39	PBF
WALKONROOF	Walk On Roof (Reinforced; PBF)	\$52	PBF
WINCHMOUNTHD	Heavy Duty Winch Mount (Winch Not Included)	\$300	EA
CANOPYREAR2013	Rear Canopy Loading Light System - 2013 Version (Not available w/ Radius Roof)	\$702	PKG
CANOPYREAR2020	Rear Canopy Loading Light System - 2020 Version (Not available w/ Radius Roof)	\$328	PKG
ITEM NUMBER	DOORS, RAMPS & COMPARTMENTS	PRICE	UOM
DOOR3272	32"x72" Side Access Door w/ Paddle Handle	\$447	EA
DOOR3272RADIUSSCR	32"x72" Radius RV Door w/ Screen (Window Optional)	\$753	EA
DOOR3272RADIUSUP	Upgrade to Dexter 32"x72" Radius Door **Trailer must have 32"x72" Piano Hinged Door already**	\$309	PKG
DOOR3272RADIUSSCRUP	Upgrade to 32"x72" Radius RV Door w/ Screen (Window Optional) (From stand. 32"x72" Side Access Door)	\$471	EA
DOOR36UP	Upgrade to 36" Wide Side Access Door (from 32")	\$70	EA
DOOR48UP	Upgrade to 48" Wide Side Access Door (from 32")	\$126	EA
DOOR4872	48"x72" Split Side Access Door(s)	\$1,091	EA
DOOR4872UP	Upgrade to 48"x72" Split Side Access Door(s) (from 32"x72" Side Access Door)	\$646	EA
DOOR78UP	Upgrade to 78"-Tall Side Access Door (From 72" (SAD) (Excludes Radius RV Door)	\$44	EA
RAMPXWIDE95	Upgrade to X-Wide 95" Rear Opening (Rear Ramp Only)	\$304	EA
FLAPDPTRANS	Diamond Plate Transition Flap (Ramp to Box)	\$185	EA
STARTERALUM	Aluminum Starter Flap to Rear Ramp	\$299	EA
RAMPHDSTRINGERS	Add (2) 2x4 Wingstock Stringers to Rear Ramp (CH Grade Only) (Maximum Weight Capacity - 5000#)	\$290	EA
GEN3030DOOR	Generator Door (30"x30") w/ Salem Vent & Paddle Handle (Lockable)	\$400	EA
GEN3636DOOR	Generator Door (36"x36") w/ Salem Vent & Paddle Handle (Lockable)	\$446	EA
GEN303024COM	Generator Compartment (30"H x 30"W x 24"D) (Door Optional)	\$455	EA
GEN363624COM	Generator Compartment (36"H x 36"W x 24"D) (Door Optional)	\$481	EA
GENSLIDETRAY	Slide Out Generator Tray	\$971	EA
GENCOMINS	Upgrade to Insulated Generator Compartment (Requires Generator Compartment)	\$126	EA
GENGNCOM	Under Gooseneck Generator Compartment w/ Door & Vent (33"W x 20"H x 22"D)	\$1,031	EA
GNSTORCOM	Under Gooseneck Storage Compartment w/ Flip-Up Door (60"W x 28"H x 24"D)	\$1,262	EA
PROPANE3030COM	Propane Compartment (30"H x 30"W x 24") w/ Vented Non Locking Door	\$800	EA
PROPANE3636COM	Propane Compartment (36"H x 36"W x 24") w/ Vented Non Locking Door	\$960	EA
DOOR1414FUEL	Fuel Door w/ Paddle Handle 14"x14"	\$144	EA
DOOR2424FUEL	Fuel Door w/ Paddle Handle 24"x24"	\$171	EA



POPULAR ALL-SPORT & GOOSENECK ELEVATION OPTIONS

ITEM NUMBER	DOORS, RAMPS & COMPARTMENTS	PRICE	UOM
DOOR4848ESCAPE	Escape Door 4'x4' - DRIVERSIDE OVER WHEEL WELL	\$543	EA
DOOR9672ELITE18	Elite Escape Door (72" W x 88-1/2" L Fold Up Door w/ Gas Prop Lift Assist, Removable Fender) **If Trailer is Upgraded to Spread Axle, Door will be 97-3/4" Wide & Includes Step Between Tires**	\$1,734	EA
DOOR3030HATCH	Hatch Door 30"x30"	\$313	EA
STEPPULLOUTRV	RV-Style Pull-Out Step (Steel)	\$255	EA
STEPALUMFOLD	Aluminum Fold Down Step	\$132	EA
STEPALUMFOLDP	Powder Coated Aluminum Flip Down Step	\$185	EA
STEPUPALUMFOLDP	Upgrade to Powder Coated Aluminum Flip Down Step (from standard step)	\$76	EA
STEPALUMPULL	Aluminum Pull-Out Step	\$241	EA
STELOOP	Aluminum Loop Step Stationary	\$81	EA
DOORHANDLEAL	Aluminum Grab Handle For Side Access Door	\$32	EA
DOORKEYEDLHRR	Keyed Locking Hasps for Rear Ramp	\$90	SET
DOORLLATCH	Upgrade to L-Latches "Freezer latches" (Per Ramp, Replaces Locking Bars) (Premium Models w/ CH grade Rear Ramp only)	\$224	SET
DOORLOCKINGSAD	Locking Bar for Side Access Door	\$154	EA
DOORKEYLOCKSAD	Keyed Locking Hasps for Side Door Locking Bar	\$58	SET
DOORALUMHINGERAMP	Upgrade to Premium Aluminum Ramp Hinges (SET, From S/S Strap Hinges) (Premium CH/GN Models)	\$348	SET
DOORPHINGEFULLRUP	Upgrade to Full Piano Hinge For Rear Ramp	\$268	EA
DOORPHINGEFULLSADUP	Upgrade to Full Piano Hinge For Side Access Door	\$32	EA
RAMPAIRCURTAIN	Rear Door Air Curtain	\$774	EA
DOORSCREENRR	Pull Down Screen for Rear Door Opening	\$601	EA
DOORTENT	Pop Out Tent Bed (60"H x 80"L Rough Opening)	\$3,790	EA
DOORKEYLESS	Keyless Entry System (For Side Access Door)	\$332	SET
RAMP6CHEXT	Upgrade to 6' Extruded Aluminum Bi-Fold Ramp Extension (Car Hauler Models)	\$689	SET
ITEM NUMBER	EXTERIOR OPTIONS	PRICE	UOM
SKIN040UP	.040 Skin Upgrade (Black, White, & Silver Only)	\$64	PBF
SKIN050UP	.050 Skin Upgrade (Black & White Only)	\$91	PBF
TRIM12ANOD	Anodized Aluminum Side & Rear Trim Panel (12"; PBF)	\$22	PBF
TRIM12DP	Aluminum Diamond Plate Side & Rear Trim Panel (12"; PBF)	\$26	PBF
TRIM24ANOD	Anodized Aluminum Side & Rear Trim Panel (24"; PBF)	\$49	PBF
TRIM24DP	Aluminum Diamond Plate Side & Rear Trim Panel (24"; PBF)	\$51	PBF
TRIM7	Upgrade to Larger 7" Bottom Trim (PBF)	\$13	PBF
TRIM36SGUP	Upgrade to 36" Stone Guard from 24"	\$280	EA
TRIM48SGUP	Upgrade to 48" Stone Guard from 24"	\$364	EA
TRIMTTSP	Two-Tone Color Package - No Anodized Divider	\$151	EA
TRIMTT6	Two-Tone Color w/ 6" Anodized Divider	\$315	PKG
TRIMTT12	Two-Tone Color w/ 12" Anodized Divider	\$408	PKG
TRIMTT24	Two-Tone Color w/ 24" Anodized Divider	\$560	PKG
VNOSEANODIZEDNOSE	Upgrade to Anodized Nose Cone	\$163	PKG
DOTTAPE	Add Red & White DOT Tape to Trailer (PLF) ** must have on any trailer over 10,000lb GVWR **	\$7	PLF
ROOFTRANS	Upgrade to Composite Translucent Roof (From Mill-Finish Aluminum; PBF)	\$16	PBF
ITEM NUMBER	INTERIOR OPTIONS	PRICE	UOM
WALL030BONDED	White .030 Aluminum Side Walls, Bonded	\$33	PBF
WALL030SCREWED	White .030 Aluminum Side Walls, Screwed	\$33	PBF
CEIL030BONDED	White .030 Aluminum Ceiling, Bonded	\$38	PBF
CEIL030SCREWED	White .030 Aluminum Ceiling, Screwed	\$38	PBF
WALLWLTO38WR	Upgrade to 3/8" Water Resistant Walls (Cargo Trailers; From White Luan Walls; PBF)	\$0	PBF
WALLWLTO38PLY	Upgrade to 3/8" Plywood Walls (Cargo Trailers; From White Luan Walls; PBF)	\$23	PBF
WALL12PLYCARUP	Upgrade to 1/2" Plywood Walls (Cargo Trailers; PBF)	\$45	PBF
WALL34INS	3/4" Foam Insulation (Side Walls; PBF)	\$25	PBF
CEIL34INS	3/4" Foam Insulation - Ceiling (Require Ceiling liner)	\$20	PBF
CEIL2INS	2" Foam Insulation (Ceiling Only; PBF)	\$45	PBF
CEIL2INSUP34	Upgrade to 2" Foam Insulation (Ceiling Only; PBF)	\$40	PBF
WALL030COVE	.030 Aluminum Cove (All Colors)	\$36	PBF
WALLANONCOVE	Anodized Roof Coves	\$42	PBF
SPRINGCOVERANO	Anodized Spring Cover	\$147	EA
DPSPRINGCOV	Diamond Plate Spring Cover	\$185	EA
SPRINGCOVER030REAR	.030" Aluminum Spring Assist Cover for Rear Ramp Door	\$133	EA
PARTITIONWALL	Partition Wall w/ 32" Access Door	\$760	EA



POPULAR ALL-SPORT & GOOSENECK ELEVATION OPTIONS

ITEM NUMBER	INTERIOR OPTIONS	PRICE	UOM
WALL6DPKP	Diamond Plate Kickplate (6")	\$15	PBF
WALL12DPKP	Diamond Plate Kick Plate (12")	\$22	PBF
WALL24DPKP	Diamond Plate Kickplate (24")	\$51	PBF
WALL12WRKP	Water Resistant Kick Plate (12")	\$10	PBF
WALL6EXTKP	Extruded Aluminum Kick Plate (6")	\$17	PBF
WALLCARPET3	Carpet on Walls (Charcoal only, 3' Up on Walls, Calculate 4' for V)	\$24	PLF
WALLTPO3	Upgrade to Black TPO Coin Walls (3' Up Wall, Count 4' V-Nose; PLF)	\$60	PLF
ITEM NUMBER	FLOORING	PRICE	UOM
FLOOR34WRT034PT	Upgrade to 3/4" Pressure Treated Plywood (From 3/4" Water Resistant Decking)	\$20	PBF
FLOOR34QUADPLY	Upgrade to 3/4" Quad Ply Decking (Non-Skid Surface, FRP Backer; PBF)	\$59	PBF
FLOORADD34WR	Additional Layer of 3/4" Water Resistant Decking	\$36	PBF
FLOOREXTRUDED	Upgrade to Extruded Aluminum Floor (Charge for Ramp and V-Nose; PLF)	\$86	PLF
FLOOR045DP	Aluminum Diamond Plate Floor Overlay (.045") (PLF)	\$59	PLF
FLOORBLACKMARBLE	Upgrade to Black Marble Vinyl Flooring (PLF)	\$52	PLF
FLOORCHECKER	Upgrade to Checkerboard Vinyl Flooring (Black & White; PLF)	\$65	PLF
FLOOREPOXY	Painted Epoxy Floor Covering (PBF)	\$24	PBF
FLOORRUBBERCOIN	Upgrade to Rubber Coin Flooring (Black; PLF)	\$83	PLF
FLOORTPOCOIN	Upgrade to TPO Coin Flooring (Black)	\$38	PLF
FLOORCARPET	Upgrade to Charcoal Carpet Flooring (PLF)	\$32	PLF
FLOOR34INSUL	Upgrade to 3/4" Foam Insulated Floor	\$94	PBF
FLOOR056DP12SINGLE	Aluminum Diamond Plate Runner (12" Single Row; .056") (PLF)	\$17	PLF
FLOOR056DP12DBL	Aluminum Diamond Plate Runner (12" Double Rows; .056") (PLF)	\$27	PLF
ITEM NUMBER	TIRE/WHEEL ASSEMBLIES & ACCESSORIES	PRICE	UOM
WHEELUP15S225T015A225	Upgrade to 15" 225 Aluminum Wheels (Radial; From 15" 225 Silver Mod Radial)	\$143	EA
WHEELUP15S225T015BA225	Upgrade to 15" 225 BLACK Aluminum Wheels (Radial; From 15" 225 Silver Mod Radial)	\$143	EA
WHEELUP15S225T015FB225	Upgrade to 15" 225 Flat Black Mod (Radial; From 15" 225 Silver Mod Radial Wheels) **SPECIAL ORDER**	\$56	EA
WHEELUP15S225T016SM	Upgrade to 16" Silver Mod Wheels (Radial; From 15" 225 Silver Mod Radial)	\$80	EA
WHEELUP15A225T016A	Upgrade to 16" Aluminum Wheels (Radial; From 15" 225 Aluminum)	\$80	EA
WHEELUP15A225T016BA	Upgrade to 16" BLACK Aluminum Wheels (Radial; From 15" 225 Aluminum)	\$80	EA
WHEELUP16SMT016GSM	Upgrade to 16" G-Rated Silver Mod Wheels (Radial; From 16" Silver Mod Radial)	\$130	EA
WHEELUP16ST016A	Upgrade to 16" Aluminum Wheels (Radial; From 16" Silver Mod Wheels)	\$187	EA
WHEELUP16ST016BA	Upgrade to 16" Black Aluminum Wheels (Radial; From 16" Silver Mod Wheels)	\$187	EA
WHEELUP17.5ST017.5A	Upgrade to 17.5" Aluminum Wheels (Radial; From 17.5" Silver Mod Wheels)	\$233	EA
WHEELUPATOBA	Upgrade to Black Aluminum Rims from Aluminum (Same Size)	\$0	EA
WHEELSP15GB225	Spare 15" Gloss Black Mod w/ 225/75R15 Tire (6-Lug)	\$232	EA
WHEELSP15A225	Spare 15" Aluminum Wheel w/ 225/75R15 Tire (6-Lug)	\$374	EA
WHEELSP15BA225	Spare 15" Black Aluminum Wheel w/ 225/75R15 Tire	\$374	EA
WHEELSP16SILV235	Spare 16" Silver Mod Wheel w/ 235/80R16 Tire	\$309	EA
WHEELSP16A235	Spare 16" Aluminum Wheel w/ 235/80R16 Tire	\$496	EA
WHEELSP16BA235	Spare 16" Black Aluminum Wheel w/ 235/80R16 Tire	\$496	EA
WHEELSP16GSILV235	Spare 16" G-Rated Silver Mod Wheel w/ 235/80R16 Tire (14 Ply Rating)	\$455	EA
WHEELSP17.5SILV215	Spare 17.5" Silver Mod Wheel w/ 215/75R17.5 Tire	\$509	EA
WHEELSP17.5AV215	Spare 17.5" Aluminum Wheel w/ 215/75R17.5 Tire	\$729	EA
WHEELMOUNTELEV24	2024 Interior Elevated Spare Tire Mount (Universal Fitment)	\$119	EA
WHEELMOUNTELEVEXT	Exterior Elevated Spare Tire Mount (Diamond Plate; Exterior Wall)	\$164	EA
WHEELMOUNTFLOOR	Spare Tire Mount (Interior; Floor Level)	\$69	EA
WHEELMOUNTREC	Deluxe Recessed Spare Tire Well (Diamond Plate w/ Hatch Cover)	\$436	EA
TIRERACK8	Deluxe 8' Tire Rack (Foldable)	\$623	EA
TIRERACKHD	Integrated Heavy Duty Tire Rack	\$425	EA
ITEM NUMBER	AXLES	PRICE	UOM
AXLETOR6BRTOTOR9BR	Upgrade to 3-3K Torsion Braked Axles (From 2-3K Braked)	\$1,179	PKG
AXLETOR6BRTOTOR10BR	Upgrade to 2-5K Torsion Braked Axles (From 2-3K Torsion Braked; Enclosed Models) (PV Only; Requires Frame Upgrade)	\$884	PKG
AXLETOR10BRTOTOR12BR	Upgrade to 2-6K Torsion Braked Axles (From 2-5K Torsion Braked; Includes 16" Tire Upgrade) (2x8 Frame Upgrade Required)	\$583	PKG
AXLETOR10BRTOTOR14BR	Upgrade to 2-7K Torsion Braked Axles (From 2-5K Braked; Includes 16" Tire Upgrade) (2x8 Frame Upgrade Required)	\$1,351	PKG
AXLETOR10BRTOTOR16BR	Upgrade to 2-8K Torsion Braked Axles (From 2-5K Braked; Includes 215/75R17.5 Tire Upgrade) (2x8 Frame Upgrade Required)	\$4,651	PKG



POPULAR ALL-SPORT & GOOSENECK ELEVATION OPTIONS

ITEM NUMBER	AXLES	PRICE	UOM
AXLETOR10BRTOTOR9BR	Upgrade to 3-3K Torsion Braked Axles (From 2-5K Torsion Axles)	\$0	PKG
AXLETOR10BRTOTOR15BR	Upgrade to 3-5K Torsion Braked Axles (From 2-5K Braked) (2x8 Frame Upgrade Required)	\$2,207	PKG
AXLETOR12BRTOTOR14BR	Upgrade to 2-7K Torsion Braked Axles (From 2-6K Braked; Includes 16" Tire Upgrade) (2x8 Frame Upgrade Required)	\$560	PKG
AXLETOR14BRTOTOR16BR	Upgrade to 2-8K Torsion Braked Axles (From 2-7K Braked; Includes 215/75R/17.5 Tire Upgrade)	\$3,300	PKG
AXLETOR14BRTOTOR21BR	Upgrade to 3-7K Torsion Braked Axles (From 2-7K Braked)	\$2,024	PKG
AXLETOR15BRTOTOR14BR	Upgrade to 2-7K Torsion Braked Axles (From 3-5K Braked)	\$0	PKG
AXLETOR15BRTOTOR18BR	Upgrade to 3-6K Torsion Braked Axles (From 3-5K Braked; Includes 16" Tire Upgrade)	\$911	PKG
AXLETOR15BRTOTOR21BR	Upgrade to 3-7K Torsion Braked Axles (From 3-5K Braked; Includes 16" Tire Upgrade)	\$3,638	PKG
AXLETOR15BRTOTOR24BR	Upgrade to 3-8K Torsion Braked Axles (From 3-5K Braked; Includes 215/75R/17.5 Tire Upgrade)	\$5,911	PKG
AXLETORTOHYD	Upgrade to 2-3K Hydraulic Braked Axles (From 2-3K Torsion Braked)	\$1,909	PKG
AXLESPREADUPTFS	Spread Axle Upgrade (w/ Tapered Fender Skirting) (8 Wide Models)	\$552	PKG
AXLESURGERUP	Upgrade to Surge Braking System (this option excludes Gooseneck Models)	\$1,564	PKG
AXLE0	Upgrade to Zero Degree Axle(s)	\$0	PKG
AXLE22.5DOWN	Upgrade to 22.5 Degree Down Axle(s)	\$0	PKG
AXLE45DOWN	Upgrade to 45 Degree Down Axle(s)	\$0	PKG
AXLEGALVTORSION	Upgrade to Galvanized Axle (Torsion) (Minimum 4 Week Lead Time)	\$118	PKG
ITEM NUMBER	TIE-DOWNS	PRICE	UOM
DRINGSURFACE	Light Duty Surface-Mounted D-Ring (Installed)	\$29	EA
DRINGSLIDING	Light Duty Sliding D-Ring (For Recessed Slide Track; Installed)	\$29	EA
DRINGSLIDINGPOW	Upgrade to Powder Coated Sliding D-Ring (From Existing Sliding D-Ring)	\$11	EA
DRING5000DP	Heavy-Duty Recessed 5000# D-Rings w/ Backing Plate	\$47	EA
DRING6000Z	Heavy-Duty Recessed 6000# Swivel D-Rings w/ Backing Plate(Zinc)	\$52	EA
DRING6000SS	Heavy-Duty Recessed 6000# Swivel D-Rings w/ Backing Plate (Stainless Steel)	\$69	EA
CHOCKSINLDPKG	Recessed Flip-Up Motorcycle Wheel Chock w/ (4) Surface-Mounted D-Rings	\$167	PKG
CHOCKSINHDPKG	Recessed Flip-Up Motorcycle Wheel Chock w/ (4) Recessed Heavy Duty D-Rings	\$279	PKG
CHOCKREC	Recessed Flip-Up Motorcycle Wheel Chock	\$136	EA
CHOCKTANLDPKG	Tandem Flip-Up Motorcycle Wheel Chocks w/ (8) Surface-Mounted D-Rings	\$319	PKG
CHOCKTANHDPKG	Tandem Flip-Up Motorcycle Wheel Chocks w/ (8) Heavy Duty D-Rings	\$546	PKG
CHOCKSLIDETRACK	Single Stainless Steel Tube Style Wheel Chock for Single Piece of Slide Track (Installed)	\$147	EA
CHOCKSSTUBE	Stainless Steel Tube Style Wheel Chock	\$93	EA
ETRACKFLOORSUR	E-Track Surface Mounted (Floor)	\$17	PLF
ETRACKWALLSURS	E-Track Surface Mounted (Wall)	\$12	PLF
ETRACKFLOORRECS	E-Track HD Recessed w/ Backing Plate (Floor)	\$24	PLF
ETRACKWALLRECS	E-Track HD Recessed w/ Backing Plate (Walls)	\$20	PLF
ETRACKWALLSURA	E-Track (Aluminum) Surface Mounted (Wall)	\$27	PLF
ETRACKFLOORRECA	E-Track (Aluminum) HD Recessed w/ Backing Plate (Floor)	\$33	PLF
ETRACKWALLRECA	E-Track (Aluminum) HD Recessed w/ Backing Plate (Walls)	\$36	PLF
ATRACKSURFL	Airline Track (Aluminum) Surface Mounted (Floor)	\$13	PLF
ATRACKSURWALL	Airline Track (Aluminum) Surface Mounted (Wall)	\$13	PLF
ATRACKRECFL	Airline Track (Recessed in Floor; Aluminum, PLF)	\$22	PLF
ATRACKRECWALL	Airline Track (Recessed in Wall; Aluminum, PLF)	\$26	PLF
SLIDETRACK	Recessed Slide Track (Track Only; D-Rings Sold Separately)	\$24	PLF
SLIDETRACKPKGCARGO	Recessed Slide Track (2) Rows w/ (4) Sliding D-Rings	\$32	PLF
SLIDETRACKPOW	Powder Coated Slide Track Upgrade (upgrade to existing slide track) (PBF)	\$11	PBF
ITEM NUMBER	12V LIGHTING & ELECTRICAL	PRICE	UOM
12VLEDBACKUP	Add LED Backup Lights (Pair; Installed)	\$90	PAIR
12VLEDADDSTOP	Additional LED Stop/Turn/Tail Lights (Pair; Installed)	\$90	PAIR
12VLEDSTOPSLIM	Upgrade to 12" LED Slimline Tail/Turn/Stop Lights (Pair)	\$56	PAIR
12VLEDMARKER	Upgrade to Additional LED Marker Lights Bullets	\$15	EA
12VDPLOADINGLIGHTS	Diamond Plate Rear Loading Lights (Mounted Over Rear Ramp Spring; Installed)	\$241	PKG
12VANODLOAD	Anodized Rear Loading Lights (Mounted Over Rear Ramp Spring; Installed)	\$250	EA
12VLEDLOAD9502	(2) 12V LED Load Lights (Double Lights w/ Single Switch, 950 Lumen)	\$179	PKG
12VLEDLOAD950	12V LED Load Light (Single Light w/ Switch, 950 Lumen)	\$147	EA
12VLEDLOAD950SIDE	Recessed LED Exterior Load Light Package (For side of trailer) (1 Light w/ Switch, 950 lumens, & Housing)	\$299	PKG
12VLEDSCARE	12V LED Porch Light w/ Wall Switch	\$100	EA
12VLEDK60PR	K60 LED Exterior Scene Light Package: One 12V wall switch with (2) K60 Scene Lights	\$679	PKG
12VLEDMIDSHIP	Mid-Ship Turn Signals (For Tandem Fenders Only; Pair)	\$90	PAIR
12VBACKUPANG	Angled Back Up Lights (Mounts on side of trailer)	\$389	PAIR



POPULAR ALL-SPORT & GOOSENECK ELEVATION OPTIONS

ITEM NUMBER	12V LIGHTING & ELECTRICAL	PRICE	UOM
12VPEDJACK	Upgrade to 12V Electric Pedestal Jack w/ Battery & Box installed	\$722	PKG
12VPEDJACK-2	Upgrade to 12V Electric Pedestal Jack w/o Battery	\$289	PKG
12VPOWPOINT	12V Power Jack (Cigarette Lighter Plug)	\$51	EA
12VEDDOMEUP	Upgrade to LED Economy Dome Light 460 Lumen (From Incandescent Dome Light)	\$11	EA
12VEDDOMEADD	Additional 12V LED Dome Light (460 lumens)	\$24	EA
12VWALLSW	12 Volt Wall Switch	\$30	EA
12VWALLSW3WAY	12 Volt Wall Switch (3-Way)	\$51	EA
12VWALLSW3WAYUP	Upgrade to 12 Volt (3-Way) Wall Switch	\$24	EA
12VLEDPUCKPKG8	LED Puck Light Package (Includes 8 recessed lights & wall switch) (requires ceiling liner)	\$229	PKG
12VLEDPUCK	Additional Recessed LED "Puck" Light	\$32	EA
12VLEDPUCKPKG2	LED "Puck" Light Cabinet PKG (Under OH Cabinet) (2) Round LED Flush Mount Dome Lights (1) 12V Wall Switch	\$81	PKG
12VEDDOME18	18" 12V LED Light (requires ceiling liner)	\$193	EA
12VEDDOME18UP	Upgrade Interior Dome Light to 12V 18" LED Light	\$183	EA
12VLEDUP48LED	Upgrade to (3) 18" 12V LED Light (From (2) 4' LED Wrap Around) (Requires Ceiling	\$206	SET
12VTRICKLECHARGE	Trickle Charger for Battery	\$137	EA
12VBATTERY	Deep Cycle Marine Battery & Box (Wired)	\$262	EA
12VUSBDUAL	12V USB-C and USB-A Dual Recessed Receptacle	\$44	EA
12VLEDSTRIP	LED Interior Strip Light w/ Housing Package (Per Foot, Per Section)	\$13	PLF
12VPERMA	Upgrade to Permaseal Wire Connectors	\$193	PKG
12VLEDLIGHTPKGPREM	Upgrade Premium Light Package (LED Strip Lights w/ Integrated Backup Lights, Marker Lights w/ Clear Lens.)	\$158	PKG
12VLEDLIGHTPKGPREMNB	Upgrade to Premium Light Package (LED Strip Lights w/ No Backup Lights, Marker Lights w/ Clear Lenses)	\$70	PKG
12VBACKUPCAMERAWIRE	Wireless Backup Camera System w/ 7" LCD Screen	\$1,057	EA
12VLEDSAFETY	Add LED 6" Oval Alternating Flashing Safety Lights (Orange) w/ Exterior Toggle Switch (Pair) (Hard Wired Into Auxiliary) (7-Way Plug Required)	\$107	PAIR
ITEM NUMBER	110V LIGHTING & ELECTRICAL	PRICE	UOM
110VPACK1	110V Power Package #1: (1) 15 Amp Motorbase Plug, (1) Wall Switch, (1) Wall Receptacle, (1) 4' LED Wraparound Light (No Additions Available with this Package)	\$420	PKG
110VPACK2	110V Power Package #2: (1) 30 Amp Breaker Box w/ 25' Shore Line and Cord Hatch, (2) 3-Way Wall Switches, (1) Standard Wall Receptacle, (1) GFI Wall Receptacle, (2) 4' LED Wraparound Lights	\$729	PKG
110VPACK3	110V Power Package #3: (1) 30 Amp Breaker Box w/ 25' Shore Line and Cord Hatch, (1) Wall Switch, (4) Standard Wall Receptacles, (1) GFCI Receptacle, (4) 4' Fluorescent Lights, (1) Brace and Wire Stub for A/C Unit	\$1,048	PKG
110VPACK4	110V Power Package #4: (1) 15 Amp Motorbase Plug, (2) Wall Receptacles	\$231	PKG
110VPACK5	110V Power Package #5: Includes (1) 60A Breaker Panel w/ 60A Converter and 50A Motorbase Plug, (2) 3-Way Wall Switches, (1) Standard Wall Receptacle, (1) USB Wall Receptacle, (1) GFI Wall Receptacle, (2) 4' LED Wraparound Lights, 12V Deep Cycle Battery & Box	\$1,519	PKG
110VPACK6	110V Power Package #6: (1) 15A Exterior Motorbase Plug, (1) GFI Wall Receptacle	\$149	PKG
110VMBP15A	15A Motor Base Plug	\$59	EA
110VMBP	30A Motor Base Plug (Replaces Shoreline; 110V Package Required)	\$59	PKG
110V30ACONV	30A Power Converter (110V Pkg #2)	\$435	EA
110V30ACORD	30A Power Cord 25' Long (For Motorbase Plug)	\$200	EA
110V30AGLS	30A Generator Line Switch	\$290	EA
110V50AUP	Upgrade to 50 Amp Breaker Box (Requires 110V Pkg #2)	\$211	PKG
110V50ACORD	50A Power Cord 25' Long (For Motorbase Plug)	\$389	EA
110V60ACONV	60A Power Converter (110 Package Required)	\$320	EA
110VWALLRECEPT	110 Volt Wall Receptacle (Installed; Requires 110V Pkg)	\$66	EA
110VWALLRECEPTUSB	110 Volt Combo USB/Wall Outlet Receptacle (Installed; Requires 110V Pkg #2)	\$80	EA
110VWALLSWITCH	110 Volt Wall Switch (3-Way; Requires 110V Pkg #2)	\$52	EA
110VGFIINT	GFI Wall Receptacle (Interior) (Requires 30A Package)	\$66	EA
110VGFIEXT	GFI Wall Receptacle (Exterior) (Requires 30A Package)	\$107	EA
110VADD4LEDWRAP	4' LED Wraparound Light (Requires 110V Pkg)	\$183	EA
110V500WATTSWING	500W Swing-Mount Quartz Light	\$220	EA
AC135	13,500 BTU A/C Unit (Roof-Mounted) (Requires 110V Pkg #2 and 50 Amp Service)	\$1,450	EA
ACHEATSTRIP	Heat Strip for A/C Unit	\$178	EA
110VACBRACESTUB	Brace and Stub Wire for Future AC Installation (Requires 110V Pkg #2) (12Gauge Wire and 20A Breaker)	\$90	EA
110VHEATELE1500	Heater; Electric; CADET Com-Pak Plus White Wall Fan, 1500 Watt (Requires 110V Pkg #2)	\$235	EA
ITEM NUMBER	CABINETS	PRICE	UOM
CABBS48	4' Straight Wall Base Cabinet, 2 Door (48"W x 24"D x 37"H)	\$876	EA
CABBS60	5' Straight Wall Base Cabinet, 2 Door	\$920	EA
CABBS60SNOW	5' Angled Base Cabinet (Snow Trailer V-Nose)	\$622	EA



POPULAR ALL-SPORT & GOOSENECK ELEVATION OPTIONS

ITEM NUMBER	CABINETS	PRICE	UOM
CABBS72	6' Straight Wall Base Cabinet, 2 Door (72"W x 24"D x 37"H)	\$970	EA
CABBS96	8' Straight Wall Base Cabinet, 2 Door (96"W x 24"D x 37"H)	\$1,059	EA
CABBS96FF	8' Straight Wall Base Cabinet, 4 Door	\$970	EA
CABBS28L	Upgrade Base Cabinet to 28" L-Shape Extension	\$300	EA
CABOH48	Overhead Cabinet 1 Flip-Up Door (48"W x 13"D x 18"H)	\$275	EA
CABOH482D	Overhead Cabinet 2 Door (48"W x 13"D x 18"H)	\$335	EA
CABOH48P	Overhead Cabinet [Premium, 1 Flip-Up Door (48"W x 13"D x 18"H)	\$250	EA
CABOH48FH	48" Economy Overhead Cabinet (Furnace) 1 Door Flip Up Style 48" Long (Furnace not included)	\$424	EA
CABOH62	Overhead Cabinet 1 Door (62"W x 12"D x 18"H)	\$334	EA
CABOH60FH	60" Deluxe Overhead Cabinet (Furnace) 1 Door Flip Up Style 60" Long (Furnace not included)	\$501	EA
CABOH724D	Deluxe Overhead Cabinet 4 Door (72"W x 13"D x 18"H)	\$565	EA
CABOH964D	Deluxe Overhead Cabinet 4 Door (96"W x 13"D x 18"H)	\$654	EA
CABOH96	Overhead Cabinet 2 Flip-Up Door (96"W x 13"D x 18"H)	\$880	EA
CABWW72	Wheel Well Cabinet 2 Door w/ Shelving (72"W x 6 3/4"D x 62"H)	\$1,268	EA
CABOH96PSHLF	96" Overhead Split Cabinet w/ Center Shelf [Premium, 2 Flip-Up Door (96"W x 18"D x 18"H)	\$610	EA
CAB50HELMET	Premium 50" Helmet Cabinet w/ Hooks	\$428	EA
CABWR24	24" Wardrobe Cabinet (Single, Full-Height Door, (1) Shelf, (1) Clothes Rod) [24"W x 24"D x 72"H]	\$821	EA
CABWR36	36" Wide Wardrobe (Single Full-Height Door, 1 Shelf, Clothes Rod) (36"W x 24"D x 76"H)	\$924	EA
CABWR44	44" Deluxe Wardrobe Cabinet [GN EWP, Ducted (Requires Furnace Package)]	\$1,294	EA
CAB47COATHANGER	Premium Wall-Mounted Coat Hanger (47.5", 10 Hooks)	\$143	EA
CAB38COATHANGER	Premium Ceiling-Mounted Coat Hanger (38", 22 Hooks)	\$80	EA
CABBOOT	48" Deluxe Boot Box [Padded Top, Ducted (Requires Furnace Package & Vertical Duct None GN models)]	\$641	EA
CABDUCT6	6' Horizontal Vented Duct (Angled End, 5 Vents)	\$280	EA
CABHEATDUCT	8' Horizontal Vented Duct (8'Lx5"x5" w/ 5 Vents)	\$336	EA
CABDUCTVC	Vertical Corner Duct (Requires Furnace Package)	\$307	EA
CABHEATDUCTLF	Add Heat Duct (PLF)	\$104	EA
CABCLOTHROD	Clothes Rod for Overhead Cabinets (48" Cabinets only)	\$29	EA
CAB4COATHOOK	4' Coat Rack Package (47" Slide Track w/ (6) Adjustable Hooks)	\$70	PKG
CABSHELF18	18" Shelving w/ Angled Gussets (PLF, Per Tier)	\$40	PLF
COUNTERTOPFOR	Upgrade to Formica Countertop (Base Cabinet Sold Separately)	\$187	PKG
CABINETTOOLCRIBPKG	Standard Tool Crib Package - (1) 72x24 Horizontal Access Door (Over Fender, w/ Retainer Chains), (2) 38x22 Vertical Access Doors (Ahead/Behind Fender), Adjustable Shelf Brackets in Vertical Cabinets, 3/8" Water Resistant Liner (Interior & Exterior of Box Frame), 19"D x 42"H x 128"L Box Frame Inside Trailer, Hinged Lid (3 Sections)	\$2,477	PKG

ITEM NUMBER	VENTS & WINDOWS	PRICE	UOM
VENTROOF	14"x14" Manual Roof Vent	\$76	EA
VENT12V	12V Power Roof Vent	\$170	EA
VENT110V	110V Power Roof Vent (Requires 30A Package)	\$226	PKG
VENTFF	Fantastic Fan/Vent (Dometic 22-0462) (Requires 30A Package)	\$592	EA
VENTMAXX	Maxx-Air Roof Vent Cover	\$98	EA
VENTSALEM	Directional Salem Vent Kit (Plastic; Pair)	\$59	PAIR
VENTSALEM2	Two-Way Directional Salem Vent Kit (Aluminum; Pair)	\$227	PAIR
WINDOW18X24HOR	18"x24" Horizontal Radius Sliding Window w/ Screen	\$242	EA
WINDOW18X24VER	18"x24" Vertical Radius Sliding Window w/ Screen	\$249	EA
WINDOW24X36	24"x36" Radius Sliding Window w/ Screen	\$380	EA
WINDOW24X36E	24"x36" Egress Sliding Window (Tinted w/ Screen)	\$419	EA

ITEM NUMBER	MISC OPTIONS, ACCESSORIES	PRICE	UOM
DINETTESOFA	Fold-Down Sofa/Sleeper	\$1,671	EA
BEDBUNK	Fold-Down Bunk Beds	\$1,501	EA
BEDHAPPIJAC	Happi Jac Bed System w/ (1) Queen Size Mattress	\$3,783	EA
BENCHFOLD	Fold Down Bench (12"x48") Type: Work or Sitting	\$299	EA
BENCH48PADV	Fold-Down Padded Bench (48"L) Vertical Design	\$247	EA
BENCH50FUP	Premium 50" Fold-Up Padded Bench	\$794	EA
BENCH36FUSTOR	Premium 36" Fold-Up Work Bench w/ Integrated Tool Storage	\$567	EA
HOLDERPREMCUP	Premium Cup Holder	\$50	EA
HOLDERPREMFUEL2	Premium (2) Race Fuel Holder	\$240	EA
HOLDERPREMFUEL3	Premium (3) Race Fuel Holder	\$320	EA
STEREOAMFM	Basic Stereo Package - Includes (4) Boss Speakers	\$561	EA
GNSTAIR	Stairs to the Gooseneck Area (24"W x 32"D)	\$288	EA



POPULAR ALL-SPORT & GOOSENECK ELEVATION OPTIONS

ITEM NUMBER	MISC OPTIONS, ACCESSORIES	PRICE	UOM
PKG FUEL	30 Gallon Fuel Transfer System: Includes 30 Gallon Tank, Fill Nozzle & Hose, Control Panel w/ Gauge (Requires Marine Grade Battery)	\$2,314	PKG
PROPANE20	20# Propane Tank w/ Regulator (Tongue-mounted Holder Included)	\$151	EA
PROPANE30	30# Propane Tank w/ Regulator (Propane Compartment Required)	\$173	EA
PROPANE20TO30	Upgrade to 30# Propane Tank from 20# Propane Tank w/ Heavy Duty Mount	\$179	EA
PROPANEUNDERUP	Upgrade to Underslung Propane Tank (Requires Package Including Standard Propane Tank) **ONLY AVAILABLE ON DECKOVER MODELS**	\$851	EA
STABJACK	Stabilizer Jacks	\$117	PAIR
STABJACKDD	Stabilizer Jacks (Interior Rear; Drop Down) (Installed; Pair)	\$214	PAIR
BOGEYWHEELS	Bogey/Caster Wheels (Installed; Pair)	\$248	PAIR
SCISSORJACK	Scissor Jacks (Camper Style; Pair)	\$258	PAIR
STEREOSPEAKEREXT	Add Exterior Marine Grade Speakers to Stereo System (Pair)	\$261	PAIR
SINKSS3BAY	Add 3-Bay Stainless Steel Sink (Sink Package Required)	\$1,481	EA
STOVE	2-Burner Propane Range (Installed In Cabinet Top) (Base Cabinet and Propane Tank Required)	\$313	EA
REFRIDGERATOR50	5.0 Cu.Ft. Refrigerator (Recessed in Cabinet) (110V Package w/ 12V Battery or Propane w/ Safety Kit and 12V Battery Required) 24" WD X 26" LG (in cabinet)	\$1,358	EA
MICROWAVE	1100W Microwave (1.2 Cu.Ft.; Recessed in Cabinet)	\$299	EA
ITEM NUMBER	SPECIAL PACKAGES	PRICE	UOM
PKGPOWDERAS	Exterior Powder Coat Package (All Sports) - Includes Inner & Exterior Door Trims, Fenders, Stone Guard, Locking Bars, Hinges, Grab Handles, Coupler & Exterior Trim	\$83	PBF
PKGPOWDERGN	Exterior Powder Coat Package (Goosenecks)- Includes Inner & Exterior Door Trims, Fenders, Stone Guard, Locking Bars, Hinges, Grab Handles, Coupler & Exterior Trim	\$96	PBF
PKGBHPAS	Basic Heater Package - All Sport Car Hauler Models (Includes: 20# Propane Tank (Tongue Mounted), Insulated Walls & Ceiling, 40K BTU Furnace, Safety Kit, Marine Grade Battery & Box, 48" Furnace Cabinet)	\$3,198	PKG
PKGFLOORDRAIN	Deluxe Floor Drain System (Full Width Slot, Exterior Clean Out)	\$169	PKG
PKGBOONDOCKER	Boondocker Package - Snow Trailers: Includes Upgrade to Quad-Ply Flooring, Wrap Around Front Ramp with Spring Assist (72" opening), & 6" DP Kickplate	\$81	PKG
CABOH62DUCT	Ducted Cabinet Package - Upgrade for Extreme Weather Package; 4' Duct, 62" Economy Cabinet	\$587	PKG
STEREOKICKER	Kicker Stereo Package (Includes (6) Speakers, AMP & Subwoofer, with Clairion Face Unit w/ Bluetooth Capabilities.)	\$1,760	PKG
STEREOMID	Mid-Level Stereo Package (Includes (4) Speakers, AMP & Subwoofer, Pioneer AM/FM/CD Player w/ Bluetooth, Battery Sold Separately)	\$1,545	PKG



CROSSOVER SNOW 60" & 101" WIDES

STANDARD FEATURES

- All-Aluminum Construction
- One Piece Aluminum Roof
- Round Radius Diamond Plate Nose
- 4" A-Frame Tongue (Crossovers/Hybrids, 2" Economy A-Frame Coupler)
- 1200# Wheel Jack
- Torsion Ride Suspension
- Full Length Slide Track w/ Ski Tie Down Bars (12' & 14' Models)
- Full Length Slide Track w/ Sliding D-Rings (16'+ Models)
- Rear Ramp Door w/ Spring Assist and Starter Flap
- 1"x1.5" .080 Wall Studs around SAD only
- Standard Loop Step (Stationary, Three-Piece)
- Louver Vents
- (1) Interior Dome Light
- Recessed LED Lights
- 5/8" Water Resistant Decking
- 12" Plywood Kickplate
- Screwless .030" Bonded Side Panels
- Limited 4-Year Warranty



*Image shown may contain add'l options

TRAILER MODEL	CROSSOVER 60X12	CROSSOVER 101X12	CROSSOVER 101X13	CROSSOVER 101X14	CROSSOVER 101X16	CROSSOVER 101X20
Item Number	MFS60X12CROSSOVER	MFS101X12CROSSOVER	MFS101X13CROSSOVER	MFS101X14CROSSOVER	MFS101X16CROSSOVER	MFS101X20CROSSOVER
Subframe	2" x 3"	2" x 3"	2" x 3"	2" x 5"	2" x 5"	2" x 5"
Floor Studs	24" O/C	24" O/C	24" O/C	24" O/C	24" O/C	24" O/C
Wall & Roof Studs	16" O/C	16" O/C	16" O/C	16" O/C	16" O/C	16" O/C
Box WxLxH	60" x 12' x 66"	101" x 12' x 66"	101" x 13' x 66"	101" x 14' x 66"	101" x 16' x 66"	101" x 20' x 66"
Interior WxLxH	57" x 11'10" x 64"	98" x 11'10" x 64"	98" x 12'10" x 64"	98" x 13'10" x 64"	98" x 15'10" x 64"	98" x 19'10" x 64"
Overall WxLxH	80" x 16'2" x 85"	102" x 16'2" x 7'8"	102" x 17'2" x 7'8"	102" x 18'2" x 7'8"	102" x 20'2" x 7'8"	102" x 24'2" x 7'8"
Deck Height	20"	25"	25"	26"	26"	26"
Hitch Height	16"	23"	23"	24"	24"	24"
Rear Door Opening WxH	55" x 62"	93" x 62"	93" x 62"	93" x 62"	93" x 62"	93" x 62"
Axle(s) - Qty/Rating	1-2200# Idler	1-3500# Idler	1-3500# Idler	2-2200# Braked	2-2200# Braked	2-2200# Braked
GVWR	2200#	2990#	2990#	4400#	4400#	4400#
Wheels	13" Silver Mod	12" E-Rated Silver Mod	12" E-Rated Silver Mod	12" E-Rated Silver Mod	12" E-Rated Silver Mod	12" E-Rated Silver Mod
Tires	175/75R13	ST145/R12E	ST145/R12E	ST145/R12E	ST145/R12E	ST145/R12E
Side Door	26" x 58"	26" x 58"	26" x 58"	26" x 58"	26" x 58"	26" x 58"
Front Door	20.75"x 50.25"	32" x 70"	32" x 70"	32" x 70"	32" x 70"	32" x 70"
Power Connection	4-Way Flat	4-Way Flat	4-Way Flat	7-Way Round	7-Way Round	7-Way Round
Coupler Rating/Ball Size	3500# / 2" Ball	3500# / 2" Ball	3500# / 2" Ball	6000# / 2" Ball	6000# / 2" Ball	6000# / 2" Ball
Jack	1200# Wheel Jack	1200# Wheel Jack	1200# Wheel Jack	1200# Wheel Jack	1200# Wheel Jack	1200# Wheel Jack
Safety Chains	(2) 5000#	(2) 5000#	(2) 5000#	(2) 5000#	(2) 5000#	(2) 5000#
Curb Weight	600#	1058#	1058#	1480#	1580#	1740#
Payload	1600#	1932#	1932#	2920#	2820#	2660#
BASE PRICE	\$5,087	\$5,870	\$6,089	\$7,297	\$7,793	\$9,008

OPTIONS & ACCESSORIES (Expanded Option List can be found in Options Section)


CONSTRUCTION OPTIONS	ITEM NUMBER	PRICE	UOM	TIRE/WHEEL ASSEMBLIES & ACCESSORIES	ITEM NUMBER	PRICE	UOM
Upgrade to 22', Includes Tandem 3K Axles & 13" Rubber	CROSS22UPPKG	\$1,199	PKG	Spare 13" Silver Mod Wheel w/ 175/80R13 Tire Bolt-On Spare Tire Carrier (Tongue-Mounted)	WHEELSP13SILV WHEELMOUNTBOLT	\$185 \$45	EA EA
Upgrade to Tapered Rear Ramp (No Starter Flap)	CROSSTAPEREDRAMP	\$124	EA				
TIRE/WHEEL ASSEMBLIES & ACCESSORIES				DOOR/WINDOW/VENT OPTIONS			
Upgrade to 13" Silver Mod Wheels (From 12" E-Rated Silver Mod)	WHEELUP12ETO13S	\$56	EA	14"x14" Fuel Door w/ Paddle Handle	DOOR1414FUEL	\$144	EA
Spare 12" E-Rated Silver Mod Wheel w/ 145/R12 Tire	WHEELSP12E	\$152	EA	EXTERIOR OPTIONS			
				Two-Tone Color Package w/ 6" Anodized Divider	TRIMTT6	\$315	PKG



ENCLOSED SNOW [CROSSOVER 2.0]

STANDARD FEATURES

- All-Aluminum Construction, 100% Box-Tube
- TRUE One-Piece Aluminum Roof (Tape on Roof Studs)
- V-Nose Construction (Easier for Securing Machines)
- 4" A-Frame Tongue (Crossovers/Hybrids, 2" Economy A-Frame Coupler)
- 24" Diamond Plate Stone Guard
- Torsion Ride Suspension
- Full Length Slide Track w/ Ski-Tie Down Bars
- Tapered Rear Ramp Door w/ Spring Assist and Starter Flap
- 1"x1.5" .080 Wall Studs around SAD only
- Standard Loop Step (Stationary, Three-Piece)
- Louver Vents
- 2 Interior LED Dome Lights w/ Wall Switch
- Recessed LED Exterior Lights
- 3/4" Water Resistant Decking
- 12" Water Resistant Kickplate
- All-Aluminum Locking Bars & Hinges
- Smooth .030" Bonded Side Panels (Tape Everywhere)
- 4" Mill Finish Trim (Top/Bottom/Rear)
- Limited 4-Year Warranty

TRAILER MODEL	101"x 12' CROSSOVER 2.0	101"x 14' CROSSOVER 2.0	
Item Number	MFS101X12CROSSOVER2.0	MFS101X14CROSSOVER2.0	
Subframe	2" x 3"	2" x 3"	 <p><i>*Image shown may contain add'l options</i></p>
Floor Studs	24" O/C	24" O/C	
Wall & Roof Studs	16" O/C	16" O/C	
Box WxLxH	101" x 12' x 69"	101" x 14' x 72"	
Interior WxLxH	98" x 11'10" x 67"	98" x 13'10" x 70"	
Overall WxLxH	102" x 16'5" x 95"	102" x 18'5" x 98"	
Deck Height	25"	25"	
Hitch Height	23"	23"	
Rear Door Opening WxH	93" x 65"	93" x 68"	
V-Nose	24"	24"	
Axle(s) - Qty/Rating	1-3500# Idler	1-3500# Idler	
GVWR	2990#	2990#	
Wheels	12" E-Rated Silver Mod	12" E-Rated Silver Mod	
Tires	ST145/R12E	ST145/R12E	
Side Door	26" x 58"	26" x 58"	
Power Connection	4-Way Flat	4-Way Flat	
Coupler Rating/Ball Size	/ 2"	/ 2"	
Jack	2000# Wheel Jack	2000# Wheel Jack	
Safety Chains	(2) 5000#	(2) 5000#	
Curb Weight	TBD	TBD	
Payload	TBD	TBD	
BASE PRICE	\$6,429	\$6,619	

OPTIONS & ACCESSORIES (Expanded Option List can be found in Options Section)


AXLE OPTIONS	ITEM NUMBER	PRICE	UOM	TIRE/WHEEL ASSEMBLIES & ACCESSORIES	ITEM NUMBER	PRICE	UOM
Upgrade to 1-3K Idler Galvanized Dexter Axle	AXLEGALVTORSION	\$118	PKG	Spare 12" E-Rated Silver Mod Wheel w/ 145/R12 Tire	WHEELSP12E	\$152	EA
				Spare 12" Aluminum Spoke Wheel w/ 145 R12 Tire	WHEELSP12AL	\$234	EA
				Bolt-On Spare Tire Carrier (Tongue-Mounted)	WHEELMOUNTBOLT	\$45	EA
TIRE/WHEEL ASSEMBLIES & ACCESSORIES				EXTERIOR OPTIONS			
Upgrade to 12" Aluminum Spoke Wheels (145/R12 Tire; From 12" Silver Mod)	WHEELUP12SILVTO12ALUM	\$114	EA	Two-Tone Color Package w/ 6" Anodized Divider	TRIMTT6	\$315	PKG
Upgrade to 12" Galvanized Rims (145/R12 Tire; From 12" Silver Mod)	WHEELUPGALV	\$42	EA	Two-Tone Color Package - No Anodized Divider	TRIMTTSP	\$151	PKG



ENCLOSED SNOW [CROSSOVER 3.0]

STANDARD FEATURES

- All-Aluminum Construction, 100% Box-Tube
- One-Piece Aluminum Roof (Tape on Roof Studs)
- Straight Side Construction
- 1"x1.5" .080" Wall Studs
- 1.5"x1.5" .110" Roof Studs 16 O/C
- V-Nose Construction w/ 6" Radius
- 4" A-Frame Tongue (Crossovers/Hybrids, 2" Economy A-Frame Coupler)
- 24" Diamond Plate Stone Guard
- Torsion Idler Axles
- Full Length Slide Track (2 Rows) w/ (2) Ski-Tie Down Bars
- Tapered Rear Ramp Door w/ Spring Assist and Starter Flap
- **Standard Loop Step (Stationary, Three-Piece)**
- (2) Side Vents
- (2) Interior LED Dome Light w/ Wall Switch
- Recessed LED Exterior Lights
- 3/4" Water Resistant Decking
- 12" Water Resistant Kickplate
- All Aluminum Hardware
- Smooth .030" Bonded Side Panels (Tape Everywhere)
- **4" Mill Finish Trim (Top/Bottom/Rear)**
- Limited 4-Year Warranty

TRAILER MODEL	101"x 12' CROSSOVER 3.0	101"x 14' CROSSOVER 3.0	
Item Number	MFS101X12CROSSOVER3.0	MFS101X14CROSSOVER3.0	
Subframe	2" x 4"	2" x 4"	 <p><i>*Image shown may contain add'l options</i></p>
Floor Studs	24" O/C	24" O/C	
Wall & Roof Studs	16" O/C	16" O/C	
Box WxLxH	101" x 12' x 72"	101" x 14' x 72"	
Interior WxLxH	98" x 11'10" x 70"	98" x 13'10" x 70"	
Overall WxLxH	102" x 16'5" x 98"	102" x 18'5" x 98"	
Deck Height	25"	25"	
Hitch Height	23"	23"	
Rear Door Opening WxH	93" x 68"	93" x 68"	
V-Nose w/ 6" Radius	36"	36"	
Axle(s) - Qty/Rating	1-3500# Idler	1-3500# Idler	
GVWR	2990#	2990#	
Wheels	12" E-Rated Silver Mod	12" E-Rated Silver Mod	
Tires	ST145/R12E	ST145/R12E	
Side Door	32" x 66"	32" x 66"	
Power Connection	4-Way Flat	4-Way Flat	
Coupler Rating/Ball Size	5000# / 2"	5000# / 2"	
Jack	2500# Drop Leg Jack	2500# Drop Leg Jack	
Safety Chains	(2) 5000#	(2) 5000#	
Curb Weight	1044#	1448#	
Payload	2400#	2200#	
BASE PRICE	\$6,859	\$6,899	

OPTIONS & ACCESSORIES (Expanded Option List can be found in Options Section)

CONSTRUCTION OPTIONS	ITEM NUMBER	PRICE	UOM	TIRE/WHEEL ASSEMBLIES & ACCESSORIES	ITEM NUMBER	PRICE	UOM
Add 6" to Box Height (PBF)	HEIGHT6	\$33	PBF	Spare 12" E-Rated Silver Mod Wheel w/ 145/R12 Tire	WHEELSP12E	\$152	EA
				Spare 12" Aluminum Spoke Wheel w/ 145 R12 Tire	WHEELSP12AL	\$234	EA
				Bolt-On Spare Tire Carrier (Tongue-Mounted)	WHEELMOUNTBOLT	\$45	EA
AXLE OPTIONS				INTERIOR OPTIONS			
Upgrade to 1-3K Idler Galvanized Dexter Axle	AXLEGALVTORSION	\$118	PKG	Upgrade to White Vinyl-Faced Luan Walls (From No Interior, PBF) Crossover 2.0/3.0	CROSSWALL2030-LUAN	\$42	PBF
Upgrade to 2-2K Torsion Braked Axles (From 1-3K Torsion Idler)	AXLETOR3IDT0TOR4BR	\$1,108	PKG	EXTERIOR OPTIONS			
TIRE/WHEEL ASSEMBLIES & ACCESSORIES				Two-Tone Color Package w/ 6" Anodized Divider	TRIMTT6	\$315	PKG
Upgrade to 12" Aluminum Spoke Wheels (145/R12 Tire; From 12" Silver Mod)	WHEELUP12SILVTO12ALUM	\$114	EA	Two-Tone Color Package - No Anodized Divider	TRIMTTSP	\$151	PKG
Upgrade to 12" Galvanized Rims (145/R12 Tire; From 12" Silver Mod)	WHEELUPGALV	\$42	EA				



CROSSOVER SNOW 7.4 WIDES

~ NEW MODEL ~

STANDARD FEATURES

- All-Aluminum Construction
- One-Piece Aluminum Roof
- Round Radius Diamond Plate Nose
- 4" A-Frame Tongue (Crossovers/Hybrids, 2" Economy A-Frame Coupler)
- Torsion Ride Suspension
- Full Length Slide Track w/ Sliding D-Rings
- Rear Ramp Door w/ Spring Assist
- Louver Vents
- (1) Interior Dome Light
- Recessed LED Lights
- 5/8" Water Resistant Decking
- Standard Loop Step (Stationary, Three-Piece)
- 12" Plywood Kickplate
- Screwless .030" Bonded Side Panels
- Limited 4-Year Warranty

TRAILER MODEL	MFS 7.4 x 16 SA	MFS 7.4 x 16 TA	MFS 7.4 x 22
Item Number	MFS7.4X16SA-CROSS	MFS7.4X16TA-CROSS	MFS7.4X22CROSS
Subframe	2" x 4"	2" x 4"	2" x 5"
Floor Studs	24" O/C	24" O/C	24" O/C
Wall & Roof Studs	16" O/C	16" O/C	16" O/C
Box WxLxH	88" x 16' x 66"	88" x 16' x 66"	88" x 22' x 66"
Interior WxLxH	85" x 15'10" x 64"	85" x 15'10" x 64"	85" x 21'10" x 64"
Overall WxLxH	102" x 20'2" x 84"	102" x 20'2" x 84"	102" x 26'2" x 84"
Deck Height	19"	19"	19"
Hitch Height	15"	15"	15"
Rear Door Opening WxH	84" x 62"	84" x 62"	84" x 62"
Axle(s) - Qty/Rating	1-3500# Braked	2-3500# Braked	2-3500# Braked
GVWR	3550#	6000#	6000#
Wheels	15" Gloss Black Mod	15" Gloss Black Mod	15" Gloss Black Mod
Tires	205/75R15	205/75R15	205/75R15
Side Door	26" x 58"	26" x 58"	26" x 58"
Power Connection	4-Way Flat	7-Way Round	7-Way Round
Coupler Rating/Ball Size	6000# / 2" Ball	6000# / 2" Ball	6000# / 2" Ball
Jack	1200# Wheel Jack	1200# Wheel Jack	1200# Wheel Jack
Safety Chains	(2) 5000#	(2) 5000#	(2) 5000#
Curb Weight	TBD	TBD	TBD
Payload	TBD	TBD	TBD
BASE PRICE	\$7,374	\$8,380	\$9,563

OPTIONS & ACCESSORIES (Expanded Option List can be found in Options Section)

CONSTRUCTION OPTIONS	ITEM NUMBER	PRICE	UOM	TIRE/WHEEL ASSEMBLIES & ACCESSORIES	ITEM NUMBER	PRICE	UOM
Crossover/Hybrid Side x Side Package - 7.4 Wide Models Only (Includes 17" Extra Height, Reinforced Wall Studs, 28"x72" Side Access Door, 81" Rear Opening)	CROSSSIDE	\$49	PBF	Bolt-On Spare Tire Carrier (Tongue-Mounted)	WHEELMOUNTBOLT	\$45	EA
Upgrade to Tapered Rear Ramp (No Starter Flap)	CROSSTAPERDRAMP	\$124	EA	DOOR/WINDOW/VENT OPTIONS			
				14"x14" Fuel Door w/ Paddle Handle	DOOR1414FUEL	\$144	EA
TIRE/WHEEL ASSEMBLIES & ACCESSORIES				EXTERIOR OPTIONS			
Spare 15" Gloss Black Mod w/ 205/75R15 Tire	WHEELSP15GB205	\$187	EA	Two-Tone Color Package w/ 6" Anodized Divider	TRIMTT6	\$315	PKG
Upgrade to 15" Aluminum (Radial; From 15" Silver Mod Radial Wheels)	WHEELUP15STO15A	\$143	EA				



OPEN SNOW [TILT] Single Place

STANDARD FEATURES

- All-Aluminum Construction
- Torsion Ride Suspension
- Straight Pull Tongue
- Full Length Slide Track Tie Down System w/ Ski Tie Down Bar
- Recessed LED Marker Lights
- 5/8" Pressure Treated Decking
- Rolled Rear Edge Loading Protector
- Straight Coupler w/ 2" Ball
- Limited 1-Year Warranty

TRAILER MODEL	52x10' LITE	52x11' LITE	52x12' LITE
Item Number	MFS52X10	MFS52X11	MFS52X12
Subframe	2" x 3"	2" x 3"	2" x 3"
Floor Studs	24" O/C	24" O/C	24" O/C
Deck WxL	52" x 10'	52" x 11'	52" x 12'
Overall WxL	72" x 13'10"	72" x 14'10"	80" x 15'10"
Deck Height	16"	16"	16"
Hitch Height	12"	12"	12"
Axle(s) - Qty/Rating	1-2200# Idler	1-2200# Idler	1-2200# Idler
GVWR	2200#	2200#	2200#
Wheels	12" E-Rated Silver Mod	12" E-Rated Silver Mod	12" E-Rated Silver Mod
Tires	ST145/R12E	ST145/R12E	ST145/R12E
Power Connection	4-Way Flat	4-Way Flat	4-Way Flat
Coupler Rating/Ball Size	3500# / 2"	3500# / 2"	3500# / 2"
Safety Chains	(2) 5000#	(2) 5000#	(2) 5000#
Curb Weight	380#	400#	435#
Payload	1820#	1800#	1765#
BASE PRICE	\$1,614	\$1,724	\$1,783

OPTIONS & ACCESSORIES (Expanded Option List can be found in Options Section)

CONSTRUCTION OPTIONS	ITEM NUMBER	PRICE	UOM	ACCESSORIES	ITEM NUMBER	PRICE	UOM
Upgrade to Wishbone Tongue	TONGUEWISHBONE	\$152	EA	1200# Wheel Jack	JACK1200	\$103	EA
Rolled Rear Edge Protector	REAREDEGPRO	\$99	EA	Single Prop Tilt Assist	TILTASSIST	\$107	EA
				Upgrade to 5' Stowaway for Open Snow (w/ Track Mats & Ski Guides)	RAMP5STOWUP	\$299	EA
AXLE OPTIONS				Ski Guides (10')	SKIGUIDE100P	\$205	SET
Upgrade to 1-3K Torsion Idler Axle (From 1-2K Torsion Idler)	AXLETOR2IDT0TOR3ID	\$213	PKG	Ski Guides (12')	SKIGUIDE120P	\$205	SET
				Track Mats for Open Snow (Set) [Rear 6' of Trailer]	TRACKMATOP	\$111	SET
WHEELS				Paddle Grabbers (Set of 6)	PADDLEGRAB	\$29	SET
Upgrade to 13" Tires from 12" Tires	WHEELUP12ET013S	\$56	EA	52" Diamond Plate Salt Shield	SALTSHIELD52	\$213	EA
Upgrade to 15" Tires from 12" Tires (Incl Drop Hitch)	WHEELUP12T015S	\$125	EA	Additional D-Rings for Slide Track	DRINGSLIDING	\$29	EA
Spare 12" Silver Mod	WHEELSP12E	\$152	EA				
Spare 13" Silver Mod	WHEELSP13SILV	\$185	EA				
Spare 15" Gloss Black Mod w/ 205/75R15 Tire	WHEELSP15GB205	\$187	EA				



OPEN SNOW [TILT] Two Place

STANDARD FEATURES

- All-Aluminum Construction
- Torsion Ride Suspension
- Wishbone Tongue
- Adjustable Tie Down System w/ Ski Tie Down Bars
- Recessed LED Marker Lights
- 5/8" Pressure Treated Decking
- Anti-Rattle Tilt System
- Straight Coupler w/ 2" Ball
- Limited 1-Year Warranty



TRAILER MODEL	10' FLAT TILT SNOW	12' FLAT TILT SNOW	
Item Number	MFS101X10P	MFS101X12P	
Subframe	2" x 4"	2" x 4"	
Floor Studs	24" O/C	24" O/C	
Deck WxL	101" x 10'	101" x 12'	
Overall WxL	101" x 13'8"	101" x 15'8"	
Deck Height	25"	25"	
Hitch Height	21"	21"	
Axle(s) - Qty/Rating	1-2200# Idler	1-3500# Idler	
GVWR	2200#	2990#	
Wheels	12" E-Rated Silver Mod	12" E-Rated Silver Mod	
Tires	ST145/R12E	ST145/R12E	
Power Connection	4-Way Flat	4-Way Flat	
Coupler Rating/Ball Size	3500# / 2"	3500# / 2"	
Safety Chains	(2) 5000#	(2) 5000#	
Curb Weight	440#	500#	
Payload	1760#	2490#	
BASE PRICE	\$1,858	\$2,365	

OPTIONS & ACCESSORIES (Expanded Option List can be found in Options Section)

AXLE OPTIONS	ITEM NUMBER	PRICE	UOM	ACCESSORIES	ITEM NUMBER	PRICE	UOM
Upgrade to 1-3K Torsion Idler Axle (From 1-2K Torsion Idler)	AXLETOR2IDT0TOR3ID	\$213	PKG EA	1200# Wheel Jack Single Prop Tilt Assist Ski Guides (10") Ski Guides (12")	JACK1200 TILTASSIST SKIGUIDE100P SKIGUIDE120P	\$103 \$107 \$205 \$205	EA EA SET SET
WHEELS				101" Diamond Plate Salt Shield	SALTSHIELD101	\$282	EA
Upgrade to 13" Tires from 12" Tires	WHEELUP12ET013S	\$56	EA	Recessed Slide Track (PLF, per row) (Track Only; D-Rings Sold Separately)	SLIDETRACK	\$24	PLF
Upgrade to 15" Tires from 12" Tires (Incl Drop Hitch)	WHEELUP12T015S	\$125	EA				
Spare 12" Silver Mod	WHEELSP12E	\$152	EA				
Tongue Mounted Spare Mount	WHEELMOUNTBOLT	\$45	EA				



OPEN SNOW [DRIVE ON / OFF TILT]

STANDARD FEATURES

- All-Aluminum Construction
- Torsion Ride Suspension
- Straight Pull w/ Underwings & Drop Tongue
- Full Length Slide Track Tie Down System
- Recessed LED Marker Lights
- 5/8" Marine Grade Decking
- Rolled Rear Edge Loading Protector
- Anti-Rattle Tilt System
- Gas Props
- Deluxe Drive On/Off Salt Shield
- Straight Coupler w/ 2" Ball
- Limited 4-Year Warranty



TRAILER MODEL	MFS 12' Drv On/Off TILT	
Item Number	MFS101X12LV-TILT	
Subframe	2" x 3"	
Floor Studs	24" O/C	
Deck WxL	101" x 12'	
Overall WxL	101" x 18'	
Deck Height	25"	
Hitch Height	22"	
Axle(s) - Qty/Rating	1-3500# Idler	
GVWR	2990#	
Wheels	12" E-Rated Silver Mod	
Tires	ST145/R12E	
Power Connection	4-Way Flat	
Coupler Rating/Ball Size	6000# / 2"	
Jack	1200# Wheel Jack	
Safety Chains	(2) 5000#	
Curb Weight	TBD	
Payload	TBD	
BASE PRICE	\$3,244	

OPTIONS & ACCESSORIES (Expanded Option List can be found in Options Section)

TIRE/WHEEL ASSEMBLIES & ACCESSORIES	ITEM NUMBER	PRICE	UOM	ACCESSORIES	ITEM NUMBER	PRICE	UOM
Spare Tire Carrier (Welded to Salt Shield)	WHEELMOUNTWELD	\$141	EA	Light Duty Sliding D-Ring (For Recessed Slide Track; Installed)	DRINGSLIDING	\$29	EA
ACCESSORIES				Additional Row of Recessed Slide Track (Track Only; D-Rings Sold Separately)	SLIDETRACK	\$24	PLF
Ski Guides 12' Open Snow (Set)	SKIGUIDE120P	\$205	SET	Upgrade to Ski Tie Down Bar Assembly (From (2) Sliding D-Rings; EA)	SKITTIEUP	\$32	EA
Ski Guides 16' Box Only (Set)	SKIGUIDE16B	\$342	SET				
Ski Guides 22' Box Only (Set)	SKIGUIDE22B	\$439	SET				
Paddle Grabbers (Installed; Set of 6)	PADDLEGRAB	\$29	SET				



OPEN SNOW [DRIVE ON/OFF] 12' - 16' LENGTH

STANDARD FEATURES

- All-Aluminum Construction
- Torsion Ride Suspension
- Full Length Slide Track Tie Down System w/ (1) Sliding D-Ring & (1) Ski Tie Down Bar Per Machine
- 4' Stowaway Ramp w/ Super Guides
- Recessed LED Marker Lights
- 1/2" Marine Tech Decking
- 2" Straight Pull Coupler
- Limited 4-Year Warranty



TRAILER MODEL	12' Drive On/Off LV	14' Drive On/Off LV	14' Drive On/Off LV BR	16' Drive On/Off LV	
Item Number	MFS101X12LV	MFS101X14LV	MFS101X14LVBR	MFS101X16LV	
Subframe	2" x 3"	2" x 4"	2" x 4"	2" x 4"	
Floor Studs	24" O/C	24" O/C	24" O/C	24" O/C	
Deck WxL	101" x 12'	101" x 14'	101" x 14'	101" x 16'	
Overall WxL	101" x 18'	101" x 20'	101" x 20'	101" x 22'	
Deck Height	25"	27"	27"	27"	
Hitch Height	22"	22"	22"	22"	
Axle(s) - Qty/Rating	1-3500# Idler	2-2200# Idler	2-2200# Braked	2-2200# Braked	
GVWR	2990#	2990#	4400#	4400#	
Wheels	12" E-Rated Silver Mod	13" Silver Mod	13" Silver Mod	13" Silver Mod	
Tires	ST145/R12E	175/80R13	175/80R13	175/80R13	
Power Connection	4-Way Flat	4-Way Flat	7-Way Round	7-Way Round	
Coupler Rating/Ball Size	6000# / 2" Ball	6000# / 2" Ball	6000# / 2" Ball	6000# / 2" Ball	
Jack	1200# Wheel Jack	1200# Wheel Jack	1200# Wheel Jack	1200# Wheel Jack	
Safety Chains	(2) 5000#	(2) 5000#	(2) 5000#	(2) 5000#	
Rolled Rear Edge Loading Protector	Standard	Standard	Standard	Standard	
Curb Weight	575#	815#	815#	870#	
Payload	1625#	2175#	3585#	3530#	
BASE PRICE	\$2,713	\$3,701	\$3,973	\$4,297	

OPTIONS & ACCESSORIES (Expanded Option List can be found in Options Section)

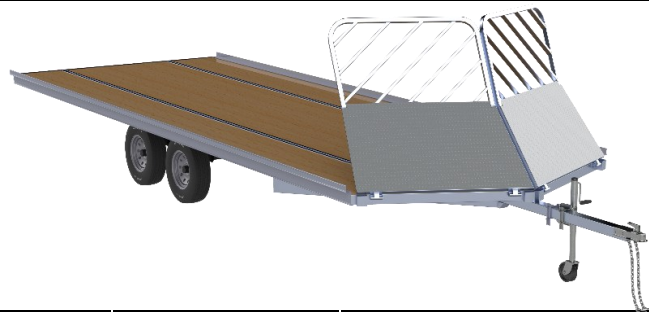
TIRE/WHEEL ASSEMBLIES & ACCESSORIES	ITEM NUMBER	PRICE	UOM	FLOORING	ITEM NUMBER	PRICE	UOM
Upgrade to 13" Tires from 12"	WHEELUP12ETO13S	\$56	EA	Upgrade to 5/8" Marine Grade Decking	FLOOR1/2MGTO5/8MG	\$42	PBF
Upgrade to 15" Tires from 12" Tires (Includes Drop Hitch)	WHEELUP12TO15S	\$125	EA				
Upgrade to 15" Tires from 13"	WHEELUP13STO15S	\$51	EA	ACCESSORIES			
Upgrade to 15" Aluminum Rims	WHEELUP15STO15A	\$143	EA	Deluxe Drive On/Off Salt Shield	SALTSHIELDDELV	\$593	EA
Spare 12" Silver Mod	WHEELSP12E	\$152	EA	Ski Tie Down Bars ILO Sliding D-Rings	SKITTIEUP	\$32	EA
Spare 13" Silver Mod	WHEELSP13SILV	\$185	EA	Paddle Grabbers (Set of 6)	PADDLEGRAB	\$29	SET
Spare 15" Gloss Black Mod w/ 205/75R15 Tire	WHEELSP15GB205	\$187	EA	Upgrade to UTV/ATV Ramp Kit	RAMPUTVUP	\$204	SET
Tongue Mounted Spare Mount	WHEELMOUNTBOLT	\$45	EA				



OPEN SNOW [DRIVE ON/OFF] 18' - 24' LENGTH

STANDARD FEATURES

- All-Aluminum Construction
- Torsion Ride Suspension
- Full Length Slide Track Tie Down System w/ (1) Sliding D-Ring & (1) Ski Tie Down Bar Per Machine
- 4' Stowaway Ramp w/ Super Guides
- Recessed LED Marker Lights
- 1/2" Marine Tech Decking
- 2" Straight Pull Coupler
- Limited 4-Year Warranty



TRAILER MODEL	18' Drive On/Off LV	20' Drive On/Off LV	22' Drive On/Off LV BR	24' Drive On/Off LV	
Item Number	MFS101X18LV	MFS101X20LV	MFS101X22LV	MFS101X24LV	
Subframe	2" x 5"	2" x 5"	2" x 5"	2" x 5"	
Floor Studs	24" O/C	24" O/C	24" O/C	24" O/C	
Deck WxL	101" x 18'	101" x 20'	101" x 22'	101" x 24'	
Overall WxL	101" x 24'	101" x 24'	101" x 26'	101" x 28'	
Deck Height	27"	27"	27"	27"	
Hitch Height	22"	22"	22"	22"	
Axle(s) - Qty/Rating	2-2200# Braked	2-2200# Braked	2-2200# Braked	2-3500# Braked	
GVWR	4400#	4400#	4400#	7000#	
Wheels	13" Silver Mod	13" Silver Mod	13" Silver Mod	15" Gloss Black Mod	
Tires	175/80R13	175/80R13	175/80R13	205/75R15	
Power Connection	7-Way Round	7-Way Round	7-Way Round	7-Way Round	
Coupler Rating/Ball Size	6000# / 2" Ball	6000# / 2" Ball	6000# / 2" Ball	6000# / 2" Ball	
Jack	1200# Wheel Jack	1200# Wheel Jack	1200# Wheel Jack	1200# Wheel Jack	
Safety Chains	(2) 5000#	(2) 5000#	(2) 5000#	(2) 5000#	
Rolled Rear Edge Loading Protector	Standard	Standard	Standard	Standard	
Curb Weight	TBD	1120#	1120#	1120#	
Payload	TBD	3280#	3280#	3280#	
BASE PRICE	\$4,616	\$5,108	\$5,366	\$5,962	

OPTIONS & ACCESSORIES (Expanded Option List can be found in Options Section)

TIRE/WHEEL ASSEMBLIES & ACCESSORIES	ITEM NUMBER	PRICE	UOM	FLOORING	ITEM NUMBER	PRICE	UOM
Upgrade to 13" Tires from 12"	WHEELUP12ET013S	\$56	EA	Upgrade to 5/8" Marine Grade Decking	FLOOR1/2MGTO5/8MG	\$42	PBF
Upgrade to 15" Tires from 12" Tires (Includes Drop Hitch)	WHEELUP12TO15S	\$125	EA				
Upgrade to 15" Tires from 13"	WHEELUP13ST015S	\$51	EA	ACCESSORIES			
Upgrade to 15" Aluminum Rims	WHEELUP15ST015A	\$143	EA	Deluxe Drive On/Off Salt Shield	SALTSHIELDDELV	\$593	EA
Spare 12" Silver Mod	WHEELSP12E	\$152	EA	Ski Tie Down Bars ILO Sliding D-Rings	SKITTIEUP	\$32	EA
Spare 13" Silver Mod	WHEELSP13SILV	\$185	EA	Paddle Grabbers (Set of 6)	PADDLEGRAB	\$29	SET
Spare 15" Gloss Black Mod w/ 205/75R15 Tire	WHEELSP15GB205	\$187	EA	Upgrade to UTV/ATV Ramp Kit	RAMPUTVUP	\$204	SET
Tongue Mounted Spare Mount	WHEELMOUNTBOLT	\$45	EA				



SPORT DECK NEW 2024 DESIGN

STANDARD FEATURES

- All-Aluminum Construction
- New Leg Design
- New Adjustable Leg System w/ (4) Integrated D-Ring Anchor Points
- Sliding Side Construction
- (3) Rows of Full Length Slide Track Tie Down System w/ Ski Tie Down Bars
- 10'6" Telescoping Ramp
- Recessed LED Marker Lights
- Recessed LED Under Bed Lights (4) w/Toggle Switch and (6) Deck LED Lights
- Marine Grade Corrosion/Rot Resistant Polyethylene Decking (Black)
- Custom Headache Rack
- Jet Black Powder Coated Sides and Headache Rack
- Low Pro Grip Glides on Ramp
- 1000# Ramp Capacity
- Limited 1-Year Warranty



TRAILER MODEL	Sport Deck	
Item Number	MSD	
Deck WxL	101" x 8'	
Overall WxL	101" x 18'	
Overall WxLxH	80"-102" x 101" x 39"-43"	
Curb Weight	385#	
Payload	2000#	
BASE PRICE	\$3,464	

OPTIONS & ACCESSORIES (Expanded Option List can be found in Options Section)

CONSTRUCTION OPTIONS	ITEM NUMBER	PRICE	UOM	ACCESSORIES	ITEM NUMBER	PRICE	UOM
Upgrade to Quad Ply Floor	SPORTDECKQUAD	\$414	PKG	Shim Kit (For High-Sided Pickup Beds)	SPORTDECKSHIM	\$99	PKG
Upgrade to Aluminum Decking	SPORTDECKALUM	\$837	PKG	Super Clamps Front	SPORTDECKSCFRONT	\$218	EA
				Super Clamps Rear	SPORTDECKSCREAR	\$187	EA
				Super Guides For Deck	SPORTDECKSGDECK	\$273	SET
				Super Guides Upgrade, Ramp	SPORTDECKSGRAMP	\$161	SET
7' DECK UPGRADE							
7' Sport Deck for Short Beds (Shorter Ramp)	SPORTDECK7	\$0	EA				



UTV RACK

STANDARD FEATURES

- All-Aluminum Construction
- Fits Inside Wheel Base Width 46" and Larger
- 10' 6" Telescoping Ramps
- 1800# Ramp Capacity
- (4) Welded Deck Hooks
- (2) Front Welded Machine Tie Down Points
- Limited 4-Year Warranty



TRAILER MODEL					Stand Alone UTV Rack				
Item Number					MUTVRACKSA				
Deck WxL					71" x 116"				
Base WxL					56" x 71"				
Ramp WxL					18" x 10'6"				
Curb Weight					290#				
Payload Capacity					2000#				
BASE PRICE					\$2,726				
OPTIONS & ACCESSORIES									
CONSTRUCTION OPTIONS		ITEM NUMBER	PRICE	UOM	CONSTRUCTION OPTIONS		ITEM NUMBER	PRICE	UOM
8' Box			Call	EA	Powdercoating Package		PKGPOWDERUTV	\$1,292	EA



ICE SHACKS

STANDARD FEATURES

- All-Aluminum Construction
- Access Door w/ Paddle Handle
- Roof Vent
- 5/8" Water Resistant Decking
- Spring-Loaded Tow Hitch
- Custom Rolled Steel Skis (Galvanized)
- Screwless .030" Exterior Panels
- Limited 1-Year Warranty



TRAILER MODEL	4 x 6 Ice Shack	5 x 8 Ice Shack	6 x 10 Ice Shack	8x12 Ice Shack
Item Number	ICESHACK4X6	ICESHACK5X8	ICESHACK6X10	ICESHACK8X12
Subframe	2" x 3"	2" x 3"	2" x 3"	2" x 3"
Floor Studs	24" O/C	24" O/C	24" O/C	24" O/C
Wall & Roof Studs	16" O/C	16" O/C	16" O/C	16" O/C
Deck WxL	46" x 5'10"	58" x 7'10"	70" x 9'10"	94" x 11'10"
Overall WxLxH	48" x 6'2" x 7'	60" x 8'2" x 7'	72" x 10'2" x 7'	96" x 12'2" x 7'
Deck Height	9"	9"	9"	9"
12"x40" Ice Shack Windows	3	3	5	5
Access Door	32" x 72"	32" x 72"	32" x 72"	32" x 72"
Curb Weight	TBD	TBD	TBD	1095#
BASE PRICE	\$2,384	\$3,044	\$3,719	\$4,269

OPTIONS & ACCESSORIES (Expanded Option List can be found in Options Section)

CONSTRUCTION OPTIONS	ITEM NUMBER	PRICE	UOM	110V LIGHTING & ELECTRICAL OPTIONS	ITEM NUMBER	PRICE	UOM
24" Platform for Ice Shack w/ Aluminum Deck	ICESHACK24PLAT	\$545	PKG	Add USB Wall Receptacle (Requires 30A Package)	110VWALLRECEPTUSB	\$80	EA
Additional Tow Bar	ICESHACKTOWBAR	\$326	EA				
Additional Tow Hinges (Installed; Pair)	ICESHACKTOWHINGE	\$185	SET	FLOORING OPTIONS			
Stove Pipe Exterior Bracket (17.5" Wide)	ICESHACKSPBRACKET	\$72	EA	Upgrade to TPO Coin Flooring (Black, PLF)	FLOORTPOCOIN	\$38	PLF
				INTERIOR OPTIONS			
VENTS & WINDOW OPTIONS				Upgrade to White Vinyl Backed Luan Walls w/ Divider (PBF)	WALLWHITEVINYLNSNOW	\$42	PBF
18"x24" Radius Sliding Window w/ Screen	WINDOW18X24HOR	\$242	EA	White Vinyl Backed Luan (Ceiling Only; PBF)	CEILWHITEVINYL	\$22	PBF
24"x36" Radius Sliding Window w/ Screen	WINDOW24X36	\$380	EA	3/4" Foam Insulation (Side Walls; PBF)	WALL34INS	\$25	PBF
Upgrade to 24"x36" Radius Sliding Window w/ Screen (From Standard Ice Shack Window)	ICEWINDOW24X36UP	\$233	EA	3/4" Foam Insulation (Ceiling Only; PBF)	CEIL34INS	\$20	PBF
				6" Extruded Aluminum Kickplate (PBF)	WALL6EXTKP	\$17	PBF
12V LIGHTING & ELECTRICAL OPTIONS				INTERIOR ACCESSORIES			
Ice Shack Solar Panel Package: Solar Panel, Deep Cycle Battery, (1) 18" 12V Light, (1) 12V Switch & (1) 12V Power Point	ICESHACKSOLAR	\$572	PKG	Fold-Away Sleeper/Sofa Combo Unit (Wall-Mounted)	DINETTESOFA	\$1,671	EA
Deep Cycle Marine Battery & Box (Installed)	12VBATTERY	\$262	PKG				
Additional LED Economy Dome Light (460 Lumen)	12VLEDDOMEADD	\$24	EA	CABINET OPTIONS			
LED Scare Light (Porch Light) w/ 12V Wall Switch	12VLEDSCARE	\$100	EA	4' Straight Wall Base Cabinet, 2 Door Color: Black	CABBS48	\$876	EA
				5' Straight Wall Base Cabinet, 2 Door Color: Black	CABBS60	\$920	EA
110V LIGHTING & ELECTRICAL OPTIONS				Overhead Cabinet w/ Single Door 62"Lx18"Hx12"D Color: Black	CABOH62	\$334	EA
110V Power Package #4 (1) 15 Amp Motorbase Plug (2) Wall Receptacle	110VPACK4	\$231	PKG	FISHING ACCESSORIES			
110V Power Package #5: Includes (1) 60A Breaker Panel w/ 60A Converter and 50A Motorbase Plug, (2) 3-Way Wall Switches, (1) Standard Wall Receptacle, (1) USB Wall Receptacle, (1) GFI Wall Receptacle, (2) 4' LED Wraparound Lights, 12v Deep Cycle Battery & Box	110VPACK5	\$1,519	PKG	Round Plastic Fishing Hole Sleeve for Fishing Hole	ICESHACKROUNDHOLE ICESHACKSLEEVE	\$43 \$93	EA EA



TRUCK BEDS

STANDARD FEATURES

- All-Aluminum Construction
- Extruded Aluminum Decking
- Integrated Headboard w/ Accessory Track
- Perimeter Rub Rail w/ Stake Pockets
- Recessed LED Marker Lights
- Fully Enclosed Wiring System
- Limited Lifetime Warranty



TRAILER MODEL	AL08407	AL08485	AL09785	AL10185	AL09795	AL10195	AL09712	AL10112
Item Number	AL08407	AL08485	AL09785	AL10185	AL09795	AL10195	AL09712	AL10112
Deck WxL	81" x 81	81" x 99	92-1/2" x 99"	96-1/2 x 99"	92-1/2 x 111"	96-1/2 x 111"	92-1/2" x 143"	96-1/2" x 143"
Overall WxL	85-1/2" x 84"	85-1/2" x 102"	97" x 102	101" x 102	97" x 114	101" x 114"	97" x 146"	101" x 146"
Curb Weight	262#	292#	297#	304#	355#	365#	457#	472#
BASE PRICE	\$2,113	\$2,336	\$2,402	\$2,561	\$2,557	\$2,720	\$2,947	\$3,137

OPTIONS & ACCESSORIES

CONSTRUCTION OPTIONS

Aluminum Side Boards 16"x84"
 Aluminum Side Boards 16"x102"
 Aluminum Side Boards 16"x114"
 Aluminum Side Boards 16"x144"
 Aluminum Tail Boards 16"x84"
 Aluminum Tail Boards 16"x102"
 Aluminum Tail Boards 16"x114"
 Aluminum Tail Boards 16"x144"
 Aluminum Side Boards 8"x84"
 Aluminum Side Boards 8"x102"
 Aluminum Side Boards 8"x114"
 Aluminum Side Boards 8"x144"
 Aluminum Tail Boards 8"x84"
 Aluminum Tail Boards 8"x102"
 Aluminum Tail Boards 8"x114"
 Aluminum Tail Boards 8"x144"

ITEM NUMBER

TRUCKALUMSIDE16X84
 TRUCKALUMSIDE16X102
 TRUCKALUMSIDE16X114
 TRUCKALUMSIDE16X144
 TRUCKALUMTAIL16X84
 TRUCKALUMTAIL16X102
 TRUCKALUMTAIL16X114
 TRUCKALUMTAIL16X144
 TRUCKALUMSIDE8X84
 TRUCKALUMSIDE8X102
 TRUCKALUMSIDE8X114
 TRUCKALUMSIDE8X144
 TRUCKALUMTAIL8X84
 TRUCKALUMTAIL8X102
 TRUCKALUMTAIL8X114
 TRUCKALUMTAIL8X144

PRICE

\$267
 \$318
 \$347
 \$419
 \$267
 \$267
 \$267
 \$267
 \$237
 \$303
 \$331
 \$389
 \$237
 \$237
 \$237
 \$237

UOM

SET
 SET
 SET
 SET
 EA
 EA
 EA
 EA
 SET
 SET
 SET
 SET
 EA
 EA
 EA
 EA

CONSTRUCTION OPTIONS

12" O/C Crossmembers for 7' & 8.5' Beds
 12" O/C Crossmembers for 9.5' & 12' Beds
 Upgrade to 4" Long Sills
ACCESSORIES
 12" Extruded Aluminum Apron
 Fender Kit
 4 Extra Lights in Headboard
 Sliding Cargo Stops - Fits All Truck Models
 6"x8" Light Brackets
 24" Strobe Light Mounting Bracket
 Angle Light Brackets
 Heavy Duty Rub Rail Kit
 Fuel Fill Package
 Gooseneck Hatch w/ Cover

ITEM NUMBER

TRUCK120CSM
 TRUCK120CLG
 TRUCK4SILL

 TRUCKAPRON
 TRUCKFENDERKIT
 TRUCK4EXTRA
 TRUCKCARGOSTOP
 TRUCK6X8BCKT
 TRUCK24STROBE
 TRUCKANGLIGHTBRKT
 TRUCKHDRUBRAIL
 TRUCKFUEL
 TRUCKGOOSE

PRICE

\$231
 \$305
 \$124

 \$193
 \$304
 \$231
 \$65
 \$76
 \$70
 \$76
 \$227
 \$211
 \$116

UOM

PKG
 PKG
 SET

 EA
 SET
 SET
 PAIR
 PAIR
 EA
 PAIR
 SET
 PKG
 EA



RAMP CAPACITY BY MODEL

RAMP TYPE	APPLICABLE MODELS	CAPACITY
Utility Trailer Rear Ramp (Fold-Down)	SSR (All Sizes), AR 2.0 (All Sizes), WR 2.0 (All Sizes), FA 2.0 (All Sizes), LANDSCAPE (LS) 2.0 (All Sizes)	750#
Utility Trailer Rear Ramp (Fold-Down, Bi-Fold)	SSR (Optional, All Sizes), AR 2.0 (Optional, All Sizes), WR 2.0 (Optional, All Sizes), FA 2.0 (Optional, All Sizes), LANDSCAPE (LS) 2.0 (Optional, All Sizes)	750#
Deckover Equipment Trailer Ramps (Stow)	(All Sizes)	4000# (PAIR)
Deckover Equipment Trailer Ramps -14K (Fold-Down)	(All Sizes)	5000# (PAIR)
Patriot Ramps (Fold-Down)	(All Sizes)	4000# (PAIR)
Patriot Ramps -14K (Fold-Down)	(All Sizes)	5000# (PAIR)
Dump Trailers (Side-Stow, Optional)	(All Sizes)	4000# (PAIR)
ATV (83-Wide, Side-Stow)	(All Sizes)	1200# (PAIR)
ATV (88-Wide, Side-Stow)	(All Sizes)	750# (PAIR)
Open Motorcycle (Rear-Stow)	(All Sizes)	1200#
Slingshot Rear Ramp (Fold-Down, Bi-Fold)	MU-SLINGSHOT	1500#
Open Car Hauler 2.0 (Stow)	(All Sizes)	4000# (PAIR)
Open Car Hauler 2.0-10K (Stow)	(All Sizes)	4000# (PAIR)
Open Car Hauler Standard (Stow)	(All Sizes)	4000# (PAIR)
Open Snow (Rear-Stow)	MFS	750#
Sport Deck (Rear-Stow, Telescoping)	MSD	1000#
Enclosed Cargo (4, 5, 6-Wide)	(All Sizes)	1500#
Enclosed Cargo (7, 7.5-Wide)	(All Sizes)	1500#
Enclosed Cargo (8.5-Wide, Premium)	(All Sizes)	1500#
Enclosed Motorcycle (7-Wide)	(All Sizes)	1500#
Enclosed Car Hauler (8.5-Wide)	(All Sizes)	4000#
Enclosed Gooseneck (8.5-Wide, REAR)	(All Sizes)	4000#
Enclosed Gooseneck (8.5-Wide, SIDE, Optional)	(All Sizes)	1200#
Enclosed Snowmobile (7, 7.5, 101-Wide, REAR)	(All Sizes)	1500#
Enclosed Snowmobile (7, 7.5, 101-Wide, FRONT)	(All Sizes)	1200#
Enclosed Snowmobile (Crossover REAR)	(All Sizes)	1500#



TONGUE EXTENSION BY MODEL

TRAILER TYPE	ALLOWABLE EXTENSION	ADDITIONAL REQUIREMENTS	ITEM NUMBER	DESCRIPTION
Enclosed Cargo (4, 5-Wide)	N/A	FRAME UPGRADE REQUIRED, CONSULT ENGINEERING	N/A	N/A
Enclosed Cargo (6, 7, 7.5-Wide)	12"	ECONOMY MODELS REQUIRE CENTER BEAM UPGRADE	TONGUE12EXT	12" Extended Tongue (For 3k Tandem Axle Enclosed with 2"x5" Frame) Includes Center Beam Upgrade ** CANNOT DO WITH ALL SPORTS OR SNOW TRAILERS **
Enclosed Cargo (8.5-Wide, Premium)	12" (16" w/ UPGRADE)	MIN 6" FRAME FOR 16" TONGUE EXTENSION, UPGRADE MAY BE REQUIRED	TONGUE12EXT	12" Extended Tongue (For 3k Tandem Axle Enclosed with 2"x5" Frame) Includes Center Beam Upgrade ** CANNOT DO WITH ALL SPORTS OR SNOW TRAILERS **
Enclosed Motorcycle (7-Wide)	12"		TONGUE12EXT	12" Extended Tongue (For 3k Tandem Axle Enclosed with 2"x5" Frame) Includes Center Beam Upgrade ** CANNOT DO WITH ALL SPORTS OR SNOW TRAILERS **
Enclosed Car Hauler (8.5-Wide, Premium)	16"		TONGUE16EXTCH	16" Extended Tongue (For 5k Tandem Axle Enclosed; Trailer Must have 2"x6" Frame or Larger) ** CANNOT DO WITH ALL SPORTS OR SNOW TRAILERS **
Enclosed Car Hauler - All Sports (8.5-Wide)	N/A	EXTENDED TONGUE INCOMPATIBLE WITH FRONT RAMP	N/A	N/A
Enclosed Snowmobile (7, 7.5-Wide)	N/A	EXTENDED TONGUE INCOMPATIBLE WITH FRONT RAMP	N/A	N/A
Enclosed Snowmobile (101-Wide)	10"	REQUIRES 3x5 TONGUE UPGRADE w/ STRAIGHT-PULL COUPLER	TBD	TBD

**** PLEASE NOTE THAT ALL 5K TANDEM TRAILERS w/ EXTENDED TONGUES REQUIRE A MINIMUM OF 6" BASE FRAME, REGARDLESS OF BRAND / MODEL ****

