

STEALTH

# 2025 Dealer Pricing Guide

**ALCOM LLC - MAINE**

6 Millennium Drive | Winslow, ME 04901

P: (207) 861-9800 | F: (207) 861-9500

**SOUTH DAKOTA**

501 East 52nd Street North | Sioux Falls, SD 57104

P: (605) 338-2090 | F: (877) 670-6471

**FLORIDA**

2526 W. New York Ave | Deland, FL 32720

P: (386) 272-5999

**MONTANA**

9063 Bonner Mill Road | Bonner, MT 59823

P: (406) 258-9739 | F: (406) 552-1986

**dealers.alcomusa.com****SALES TEAM**

DAN MILLS, Chief Sales and Marketing Officer	(207) 272-3683	dmills@alcomusa.com
MICHELLE MILLER, Sales Executive Assistant	(207) 861-9800	mmiller@alcomusa.com
JOHN STEWART, Director of Sales	(207) 861-9800	jstewart@alcomusa.com
COREY BISSON, Dealer Development	(207) 689-4842	cbisson@alcomusa.com
TIM MITCHELL, Dealer Development	(207) 649-0027	tmitchell@alcomusa.com
TOMMY WALL, Dealer Development	(260) 227-1459	twall@alcomusa.com
SEAN SAVAGE, Dealer Development	(207) 431-1825	ssavage@alcomusa.com
DYLAN BROOKS, Dealer Development	(207) 616-3470	dbrooks@alcomusa.com
JONNY LECLAIR, Inside Sales	(207) 861-9800	jleclair@alcomusa.com
HUNTER NOVAK, Customer Service Manager	(207) 861-9800	hnovak@alcomusa.com
JEFF LIBBY, Account Support	(207) 861-9800	jlibby@alcomusa.com
DIANE PEPIN, Account Support	(207) 861-9800	dpepin@alcomusa.com
ANGIE WING, Account Support	(207) 861-9800	awing@alcomusa.com

**CUSTOMER SERVICE**

WARRANTY DEPARTMENT	(207) 861-9800	warranty@alcomusa.com
CJ GILES, Parts Manager	(207) 861-9800	parts@alcomusa.com
NATALIE KAVANAGH, Regional Parts Specialist	(207) 861-9800	parts@alcomusa.com
JAMIE PHAIR, Director of Logistics	(207) 861-9800	jphair@alcomusa.com
JOHN ERICKSON, MT Plant Logistics	(406) 258-9739	jerickson@alcomusa.com

# TABLE OF CONTENTS

CARGO TYPE/MODEL	PAGE
Models-At-A-Glance	4
Enclosed Cargo 5/6-Wide	6
Enclosed Cargo 7-Wide	7
Enclosed Cargo 7.4-Wide	8
Enclosed 8.5-Wide	9
Ultimate Contractor Package	10
Ultimate UTV Package 7.5-Wide	11
Ultimate UTV Package 8.5-Wide	12
Enclosed Car Hauler	13/14
Supreme Car Hauler	15
Enclosed Snow 7-Wide	16
Enclosed Snow 7.4-Wide	17
Enclosed Snow 7.5-Wide	18
Options	19
Technical Sheets	26




## Models-At-A-Glance!

See page 4 for our  
**"Models-At-A-Glance"** section,  
 where you can easily see base pricing  
 for all models.

## EXTERIOR COLOR OPTIONS

Colors displayed in this pricebook are intended for reference purposes only.  
 In situations where color-matching is critical, please contact us for a physical skin sample.  
 In addition, the colors listed below are available in .030" skin only.




**Windstar  
Silver**



**Crystal  
White**



**Penske  
Yellow**



**Champagne**



**Orange**



**Pewter  
Metallic**



**Brandywine**



**Charcoal**



**Indigo Blue**



**Victory Red**



**Black and  
Flat Black**



**Deep Forest  
Green**

## MODELS "AT-A-GLANCE"

## ENCLOSED CARGO

## ENCLOSED 5 / 6-WIDE

Trailer Model	Item Number	Base Price
Cargo 5x8	C5x8S-IF	\$4,213
Cargo 5x10	C5x10S-IF	\$4,760
Cargo 6x10	C6x10S-IF	\$5,353
Cargo SA 6x12	C6x12SSA-IF	\$5,540
Cargo TA 6x12	C6x12STA-IF	\$7,329

## ENCLOSED 7.4-WIDE

Trailer Model	Item Number	Base Price
Cargo TA 7.4x12	C7.4x12STA-IF	\$8,094
Cargo 7.4x14	C7.4x14S-IF	\$8,380
Cargo 7.4x16	C7.4x16S-IF	\$8,869
Cargo 7.4x18	C7.4x18S-IF	\$9,352

## ENCLOSED ULTIMATE CONTRACTOR PACKAGE

Trailer Model	Item Number	Base Price
Cargo 7x14 UCP	C7x14S-UCP-IF	\$11,287
Cargo 7x16 UCP	C7x16S-UCP-IF	\$11,724
Cargo 8.5x14 UCP	C8.5x14S-UCP-IF	\$12,322
Cargo 8.5x16 UCP	C8.5x16S-UCP-IF	\$13,027

## ENCLOSED CARGO 8.5-WIDE UTV

Trailer Model	Item Number	Base Price
C8.5 x 16S UTV	C8.5X16S-UTV	\$12,346
C8.5 x 18S UTV	C8.5X18S-UTV	\$12,713
C8.5 x 20S UTV	C8.5X20S-UTV	\$13,299

## ENCLOSED CAR HAULER [24'-32']

Trailer Model	Item Number	Base Price
Car Hauler 8.5x24	C8.5x24SCH-IF	\$13,850
Car Hauler 8.5x26	C8.5x26SCH-IF	\$15,588
Car Hauler 8.5x28	C8.5x28SCH-IF	\$18,007
Car Hauler 8.5x32	C8.5x32SCH-IF	\$20,505

## ENCLOSED 7-WIDE

Trailer Model	Item Number	Base Price
Cargo SA 7x12	C7x12SSA-IF	\$6,906
Cargo TA 7x12	C7x12STA-IF	\$7,816
Cargo 7x14	C7x14S-IF	\$7,976
Cargo 7x16	C7x16S-IF	\$8,473
Cargo 7x18	C7x18S-IF	\$9,032

## ENCLOSED 8.5-WIDE

Trailer Model	Item Number	Base Price
Cargo 8.5x12	C8.5x12STA-IF	\$9,552
Cargo 8.5x14	C8.5x14S-IF	\$10,075
Cargo 8.5x16	C8.5x16S-IF	\$10,595
Cargo 8.5x18	C8.5x18S-IF	\$11,114
Cargo 8.5x20	C8.5x20S-IF	\$11,567

## ENCLOSED CARGO 7.5-WIDE ULTIMATE UTV PACKAGE

Trailer Model	Item Number	Base Price
Cargo 7.5 x 14 UTV	C7.5X14S-UTV	\$10,334
Cargo 7.5 x 16 UTV	C7.5X16S-UTV	\$10,777

## ENCLOSED CAR HAULER [16'-20']

Trailer Model	Item Number	Base Price
Car Hauler 8.5x16	C8.5x16SCH-IF	\$11,014
Car Hauler 8.5x18	C8.5x18SCH-IF	\$11,729
Car Hauler 8.5x20	C8.5x20SCH-IF	\$11,936

## ENCLOSED SUPREME CAR HAULER

Trailer Model	Item Number	Base Price
Car Hauler 8.5x16 Supreme	C8.5X16SSUP-IF	\$14,063
Car Hauler 8.5x20 Supreme	C8.5X20SSUP-IF	\$14,505
Car Hauler 8.5x24 Supreme	C8.5X24SSUP-IF	\$16,664
Car Hauler 8.5x28 Supreme	C8.5X28SSUP-IF	\$20,491

## ENCLOSED SNOW

## ENCLOSED SNOW 7-WIDE

Trailer Model	Item Number	Base Price
Enclosed Snow 7x14	E7x14-IF	\$9,202
Enclosed Snow 7x18	E7x18-IF	\$9,898
Enclosed Snow 7x22	E7x22-IF	\$10,941
Enclosed Snow 7x24	E7x24-IF	\$11,402

## ENCLOSED SNOW 7.5-WIDE

Trailer Model	Item Number	Base Price
Enclosed Snow 7.5x14	E7.5x14-IF	\$9,997
Enclosed Snow 7.5x18	E7.5x18-IF	\$10,530
Enclosed Snow 7.5x22	E7.5x22-IF	\$11,781
Enclosed Snow 7.5x24	E7.5x24-IF	\$12,469

## ENCLOSED SNOW 7.4-WIDE

Trailer Model	Item Number	Base Price
Enclosed Snow 7.4x14	E7.4x14-IF	\$9,563
Enclosed Snow 7.4x18	E7.4x18-IF	\$10,208
Enclosed Snow 7.4x22	E7.4x22-IF	\$11,449
Enclosed Snow 7.4x24	E7.4x24-IF	\$12,147

## ENCLOSED 5 / 6-WIDE

### STANDARD FEATURES

- All-Aluminum Construction, Integrated Frame Design
- One-Piece Aluminum Roof
- V-Nose Construction w/ Anodized Nose Cone
- 24" Stoneguard
- Leaf Spring Axle w/ 4" Drop
- Rear Ramp w/ Spring Assist & Aluminum Hardware
- Plastic Salem Vents
- (1) Interior Dome Light w/ Switch (Switch Optional 5' Wide)
- Exterior LED Lighting
- 5/8" Water Resistant Decking
- 3/8" Water Resistant Interior Walls
- Wood Luan Walls w/ Kickplate (5-wide models)
- Interior Cove Trim
- 2" Coupler (2-5/16" 6-wide TA) w/ Safety Chains
- Screwless .030 Bonded Sides
- 3" Exterior Trim
- 4-Year Limited Warranty



TRAILER MODEL	Cargo 5x8	Cargo 5x10	Cargo 6x10	Cargo SA 6x12	Cargo TA 6x12
Item Number	C5x8S-IF	C5x10S-IF	C6x10S-IF	C6x12SSA-IF	C6x12STA-IF
Subframe	2" x 3"	2" x 3"	2" x 3"	2" x 3"	2" x 3"
Floor & Roof Studs	24" O/C	24" O/C	24" O/C	24" O/C	24" O/C
Wall Studs	16" O/C	16" O/C	16" O/C	16" O/C	16" O/C
Box WxLxH	60" x 8' x 66"	60" x 10' x 66"	72" x10' x 75"	72" x12' x 75"	72" x12' x 75"
Interior WxLxH	57.5" x 7'9" x 64"	57.5" x 9'9" x 64"	69.5" x 9'9" x 73"	69.5" x 11'9" x 73"	69.5" x 11'9" x 73"
Overall WxLxH	80" x 12'4" x 84"	80" x 14'4" x 84"	94" x 14'4" x 93"	94" x 16'4" x 94"	94" x 16'4" x 94"
Deck Height	18"	18"	18"	18"	19"
Hitch Height	17"	17"	17"	17"	18"
Rear Door Opening WxH	52" x 62"	52" x 62"	64" x 69"	64" x 69"	64" x 69"
V-Nose	24"	24"	24"	24"	24"
Axle(s) - Qty/Rating	1-3500# Idler	1-3500# Idler	1-3500# Idler	1-3500# Idler	2-3500# Braked
GVWR	2990#	2990#	2990#	2990#	7000#
Wheels	15" Gloss Black Mods	15" Gloss Black Mods	15" Gloss Black Mods	15" Gloss Black Mods	15" Gloss Black Mods
Tires	205/75R15	205/75R15	205/75R15	205/75R15	205/75R15
Side Door			32" x 66"	32" x 66"	32" x 66"
Coupler Rating/Ball Size	/ 2"	/ 2"	/ 2"	/ 2"	/ 2-5/16"
Jack	1200# Wheel Jack	1200# Wheel Jack	2000# Center Jack	2000# Center Jack	2000# Center Jack
Safety Chains					
Curb Weight	635#	793#	905#	955#	1040#
Payload	1631#	1407#	2085#	2035#	5960#
BASE PRICE	\$4,213	\$4,760	\$5,353	\$5,540	\$7,329

### OPTIONS & ACCESSORIES (Expanded Option List can be found in Options Section)

CONSTRUCTION OPTIONS	ITEM NUMBER	PRICE	UOM	TIRE/WHEEL ASSEMBLIES & ACCESSORIES	ITEM NUMBER	PRICE	UOM
Add 3" to Box Height (PBF)	HEIGHT3	\$23	PBF	Upgrade to 15" BLACK Aluminum (Radial; From 15" Silver Mod Radial Wheels)	WHEELUP15STO15BA	\$152	EA
Add 6" to Box Height (PBF)	HEIGHT6	\$36	PBF	Spare 15" Gloss Black Mod w/ 205/75R15 Tire	WHEELSP15GB205	\$201	EA
Add 9" to Box Height (PBF)	HEIGHT9	\$42	PBF	2024 Interior Elevated Spare Tire Mount (Universal Fitment)	WHEELMOUNTELEV24	\$119	EA
Upgrade Roof Studs to 16" O/C (From 24" O/C) (PBF)	ROOF16OC	\$15	PBF				
Add Slope in V-Nose	VNOSESLOPE	\$86	PKG				
Upgrade to 6.5 Wide from 6 Wide (PBF)	WIDTH6TO65EZ	\$34	PBF				
				<b>DOOR/WINDOW/VENT OPTIONS</b>			
				Double Barn Doors (Replaces Standard Rear Ramp)	DOORDOUBLEBARND	\$0	SET
				Single Barn Door for 5' Wides (Replaces Standard Rear Ramp)	DOORSINGLEBARN	\$0	SET
				<b>EXTERIOR OPTIONS</b>			
				Two-Tone Color Package w/ 6" Anodized Divider	TRIMTT6	\$309	PKG
				Two-Tone Color Package - No Anodized Divider	TRIMTTSP	\$165	PKG
<b>AXLE OPTIONS</b>							
Upgrade to 1-3K Torsion Braked Axles (From 1-3K Leaf Spring Braked)	AXLELS3BRTOTOR3BR	\$420	PKG				
Upgrade to 1-3K Leaf Spring Idler Axle (From 1-2K Leaf Spring Idler Axle)	AXLELS2IDTOLS3IS	\$145	PKG				
<b>TIRE/WHEEL ASSEMBLIES &amp; ACCESSORIES</b>							
Upgrade to 15" Aluminum (Radial; From 15" Silver Mod Radial Wheels)	WHEELUP15STO15A	\$152	EA				

# ENCLOSED 7-WIDE

## STANDARD FEATURES

- All-Aluminum Construction, Integrated Frame Design
- One-Piece Aluminum Roof
- V-Nose Construction w/ Anodized Nose Cone
- 24" Stoneguard
- Leaf Spring Axle w/ 4" Drop
- Rear Ramp w/ Spring Assist & Aluminum Hardware
- Plastic Salem Vents
- (2) Interior Dome Lights w/ Switch
- Exterior LED Lighting
- 3/4" Water Resistant Decking
- 3/8" Water Resistant Interior Walls
- Interior Cove Trim
- 2-5/16" Coupler w/ Safety Chains
- Screwless .030 Bonded Sides
- 3" Exterior Trim
- 4-Year Limited Warranty



TRAILER MODEL	Cargo SA 7x12	Cargo TA 7x12	Cargo 7x14	Cargo 7x16	Cargo 7x18
Item Number	C7x12SSA-IF	C7x12STA-IF	C7x14S-IF	C7x16S-IF	C7x18S-IF
Subframe	2" x 4"	2" x 4"	2" x 4"	2" x 4"	2" x 4"
Floor & Roof Studs	24" O/C	24" O/C	24" O/C	24" O/C	24" O/C
Wall Studs	16" O/C	16" O/C	16" O/C	16" O/C	16" O/C
Box WxLxH	84" x 12' x 81"	84" x 12' x 81"	84" x 14' x 81"	84" x 16' x 81"	84" x 18' x 81"
Interior WxLxH	81.25" x 11'10" x 79"	81.25" x 11'10" x 79"	81.25" x 13'10" x 79"	81.25" x 15'10" x 79"	81.25" x 17'10" x 79"
Overall WxLxH	101" x 16'8" x 100"	101" x 16'8" x 100"	101" x 18'8" x 100"	101" x 20'8" x 100"	101" x 22'8" x 100"
Deck Height	19"	19"	19"	19"	19"
Hitch Height	18"	18"	18"	18"	18"
Rear Door Opening WxH	76" x 75"	76" x 75"	76" x 75"	76" x 75"	76" x 75"
V-Nose	24"	24"	24"	24"	24"
Axle(s) - Qty/Rating	1-3500# Braked	2-3500# Braked	2-3500# Braked	2-3500# Braked	2-3500# Braked
GVWR	3500#	7000#	7000#	7000#	7000#
Wheels	15" Gloss Black Mods	15" Gloss Black Mods	15" Gloss Black Mods	15" Gloss Black Mods	15" Gloss Black Mods
Tires	205/75R15	205/75R15	205/75R15	205/75R15	205/75R15
Side Door	32" x 66"	32" x 66"	32" x 66"	32" x 66"	32" x 66"
Coupler Rating/Ball Size	/ 2-5/16"	/ 2-5/16"	/ 2-5/16"	/ 2-5/16"	/ 2-5/16"
Jack	2000# Center Jack	2000# Center Jack	2000# Center Jack	2000# Center Jack	2000# Center Jack
Safety Chains					
Curb Weight	1195#	1380#	1480#	1580#	1680#
Payload	2305#	5620#	5520#	5420#	5320#
BASE PRICE	\$6,906	\$7,816	\$7,976	\$8,473	\$9,032

## OPTIONS & ACCESSORIES (Expanded Option List can be found in Options Section)

CONSTRUCTION OPTIONS	ITEM NUMBER	PRICE	UOM	DOOR/WINDOW/VENT OPTIONS	ITEM NUMBER	PRICE	UOM
Add 3" to Box Height (PBF)	HEIGHT3	\$23	PBF	Upgrade to 32"x72" Paddle Handle & Piano Hinge	DOOR3272UP	\$47	EA
Add 6" to Box Height (PBF)	HEIGHT6	\$36	PBF	Side Access Door (From 66")	DOOR78UP	\$49	EA
Upgrade Roof Studs to 16" O/C (From 24" O/C) (PBF)	ROOF16OC	\$15	PBF	Upgrade to 78"-Tall Side Access Door (From 72" (SAD) (Excludes Radius RV Door)	STARTEREZ	\$73	EA
Upgrade to 16" O/C Floor Studs (From 24" O/C; PBF)	FLOOR16OC	\$15	PBF	Starter Flap for Rear Ramp			
Add Slope in V-Nose	VNOSESLOPE	\$86	PKG				
Upgrade to 7.5' Wide (From 7' Wide) (PBF)	WIDTH7T075	\$27	PBF				
				<b>ACCESSORIES</b>			
				Recessed Slide Track System: (PBF) (2) Full Length Tracks, (4) Sliding D-Rings	SLIDETRACKPKGARGO	\$34	PBF
				5000# Recessed Heavy Duty D-Ring w/ Backing Plate (Installed)	DRING5000DP	\$50	EA
				Aluminum Airline Track Recessed in Floor, PLF	ATRACKRECFL	\$24	PLF
				<b>FLOORING OPTIONS</b>			
				Upgrade to TPO Coin Flooring (Black, PLF)	FLOORTPOCOIN	\$49	PLF
				Upgrade to 3/4" Quad Ply Decking (Non-Skid Surface, FRP Backer; PBF)	FLOOR34QUADPLY	\$64	PBF
				<b>EXTERIOR OPTIONS</b>			
				Two-Tone Color Package w/ 6" Anodized Divider	TRIMTT6	\$309	PKG
				Two-Tone Color Package - No Anodized Divider	TRIMTTSP	\$165	PKG
<b>AXLE OPTIONS</b>							
Upgrade to 2-3K Torsion Braked Axles (From 2-3K Leaf Spring Braked)	AXLELS6BRTOTOR6BR	\$861	PKG				
<b>TIRE/WHEEL ASSEMBLIES &amp; ACCESSORIES</b>							
Upgrade to 15" Aluminum (Radial; From 15" Silver Mod Radial Wheels)	WHEELUP15STO15A	\$152	EA				
Upgrade to 15" BLACK Aluminum (Radial; From 15" Silver Mod Radial Wheels)	WHEELUP15STO15BA	\$152	EA				
Spare 15" Gloss Black Mod w/ 205/75R15 Tire	WHEELSP15GB205	\$201	EA				
2024 Interior Elevated Spare Tire Mount (Universal Fitment)	WHEELMOUNTELEV24	\$119	EA				
<b>DOOR/WINDOW/VENT OPTIONS</b>							
Double Barn Doors (Replaces Standard Rear Ramp)	DOORDOUBLEBARND	\$0	SET				

ENCLOSED 7.4-WIDE

STANDARD FEATURES

- All-Aluminum Construction, Integrated Frame Design
  - One-Piece Aluminum Roof
  - V-Nose Construction w/ Anodized Nose Cone
  - 24" Stoneguard
  - Torsion Braked Zero Degree Axle
  - Rear Ramp w/ Spring Assist & Aluminum Hardware
  - Extra-Wide Rear Bulkhead w/ Slimline Stop/Turn/Tail Lights (84" Opening)
  - Plastic Salem Vents
- (2) Interior Dome Lights w/ Switch
  - Exterior LED Lighting
  - 3/4" Water Resistant Decking
  - 3/8" Water Resistant Interior Walls
  - Interior Cove Trim
  - 2-5/16" Coupler w/ Safety Chains
  - Screwless .030 Bonded Sides
  - 3" Exterior Trim
  - 4-Year Limited Warranty



TRAILER MODEL	Cargo TA 7.4x12	Cargo 7.4x14	Cargo 7.4x16	Cargo 7.4x18	
Item Number	C7.4x12STA-IF	C7.4x14S-IF	C7.4x16S-IF	C7.4x18S-IF	
Subframe	2" x 4"	2" x 4"	2" x 4"	2" x 4"	
Floor & Roof Studs	24" O/C	24" O/C	24" O/C	24" O/C	
Wall Studs	16" O/C	16" O/C	16" O/C	16" O/C	
Box WxLxH	88" x 12' x 81"	88" x 14' x 81"	88" x 16' x 81"	88" x 18' x 81"	
Interior WxLxH	85" x 11'10 x 79"	85" x 13'10 x 79"	85" x 15'10 x 79"	85" x 17'10 x 79"	
Overall WxLxH	102" x 16' x 100"	102" x 18' x 100"	102" x 20' x 100"	102" x 22' x 100"	
Deck Height	20"	20"	20"	20"	
Hitch Height	19"	19"	19"	19"	
Rear Door Opening WxH	84" x 76"	84" x 76"	84" x 76"	84" x 76"	
V-Nose	24"	24"	24"	24"	
Axle(s) - Qty/Rating	2-3500# Braked	2-3500# Braked	2-3500# Braked	2-3500# Braked	
GVWR	7000#	7000#	7000#	7000#	
Wheels	15" Gloss Black Mods	15" Gloss Black Mods	15" Gloss Black Mods	15" Gloss Black Mods	
Tires	205/75R15	205/75R15	205/75R15	205/75R15	
Side Door	32" x 66"	32" x 66"	32" x 66"	32" x 66"	
Coupler Rating/Ball Size	/ 2-5/16"	/ 2-5/16"	/ 2-5/16"	/ 2-5/16"	
Jack	2000# Center Jack	2000# Center Jack	2000# Center Jack	2000# Center Jack	
Safety Chains					
Curb Weight	TBD	1480#	1580#	TBD	
Payload	TBD	5520#	5420#	TBD	
BASE PRICE	\$8,094	\$8,380	\$8,869	\$9,352	

OPTIONS & ACCESSORIES (Expanded Option List can be found in Options Section)

CONSTRUCTION OPTIONS	ITEM NUMBER	PRICE	UOM	DOOR/WINDOW/VENT OPTIONS	ITEM NUMBER	PRICE	UOM
Add 3" to Box Height (PBF)	HEIGHT3	\$23	PBF	Upgrade to 78"-Tall Side Access Door (From 72" (SAD) (Excludes Radius RV Door)	DOOR78UP	\$49	EA
Add 6" to Box Height (PBF)	HEIGHT6	\$36	PBF	Starter Flap for Rear Ramp	STARTEREZ	\$73	EA
Upgrade Roof Studs to 16" O/C (From 24" O/C) (PBF)	ROOF16OC	\$15	PBF	ACCESSORIES			
Upgrade to 16" O/C Floor Studs (From 24" O/C; PBF)	FLOOR16OC	\$15	PBF	Recessed Slide Track System: (PBF) (2) Full Length Tracks, (4) Sliding D-Rings	SLIDETRACKPKG	\$34	PBF
Add Slope in V-Nose	VNOSESLOPE	\$86	PKG	5000# Recessed Heavy Duty D-Ring w/ Backing Plate (Installed)	DRING5000DP	\$50	EA
				Aluminum Airline Track Recessed in Floor, PLF	ATRACKRECFL	\$24	PLF
TIRE/WHEEL ASSEMBLIES & ACCESSORIES				FLOORING OPTIONS			
Upgrade to 15" Aluminum (Radial; From 15" Silver Mod Radial Wheels)	WHEELUP15STO15A	\$152	EA	Upgrade to TPO Coin Flooring (Black, PLF)	FLOORTPOCOIN	\$49	PLF
Upgrade to 15" BLACK Aluminum (Radial; From 15" Silver Mod Radial Wheels)	WHEELUP15STO15BA	\$152	EA	Upgrade to 3/4" Quad Ply Decking (Non-Skid Surface, FRP Backer; PBF)	FLOOR34QUADPLY	\$64	PBF
Spare 15" Gloss Black Mod w/ 205/75R15 Tire	WHEELSP15GB205	\$201	EA				
2024 Interior Elevated Spare Tire Mount (Universal Fitment)	WHEELMOUNTELEV24	\$119	EA				
DOOR/WINDOW/VENT OPTIONS				EXTERIOR OPTIONS			
Double Barn Doors (Replaces Standard Rear Ramp)	DOORDOUBLEBARND	\$0	SET	Two-Tone Color Package w/ 6" Anodized Divider	TRIMTT6	\$309	PKG
Upgrade to 32"x72" Paddle Handle & Piano Hinge	DOOR3272UP	\$47	EA	Two-Tone Color Package - No Anodized Divider	TRIMTTSP	\$165	PKG
Side Access Door (From 66")							



ENCLOSED 8.5-WIDE

STANDARD FEATURES

- All-Aluminum Construction, Integrated Frame Design
  - One-Piece Aluminum Roof
  - V-Nose Construction w/ Anodized Nose Cone
  - 24" Stoneguard
  - Leaf Spring Axle w/ 4" Drop
  - HD Rear Ramp w/ Spring Assist & Aluminum Hardware
  - Plastic Salem Vents
  - (2) Interior Dome Lights w/ Switch
- Exterior LED Lighting
  - 3/4" Water Resistant Decking
  - 3/8" Water Resistant Interior Walls
  - Interior Cove Trim
  - 2-5/16" Coupler w/ Safety Chains
  - Screwless .030 Bonded Sides
  - 3" Exterior Trim
  - 4-Year Limited Warranty



TRAILER MODEL	Cargo 8.5x12	Cargo 8.5x14	Cargo 8.5x16	Cargo 8.5x18	Cargo 8.5x20
Item Number	C8.5x12STA-IF	C8.5x14S-IF	C8.5x16S-IF	C8.5x18S-IF	C8.5x20S-IF
Subframe	2" x 5"	2" x 5"	2" x 5"	2" x 5"	2" x 5"
Floor & Roof Studs	16" O/C	16" O/C	16" O/C	16" O/C	16" O/C
Wall Studs	16" O/C	16" O/C	16" O/C	16" O/C	16" O/C
Box WxLxH	99" x 12' x 81"	99" x 14' x 81"	99" x 16' x 81"	99" x 18' x 81"	99" x 20' x 81"
Interior WxLxH	96" x 11'10 x 79"	96" x 13'10 x 79"	96" x 15'10 x 79"	96" x 17'10 x 79"	96" x 19'10 x 79"
Overall WxLxH	102" x 16' x 100"	102" x 18' x 100"	102" x 20' x 100"	102" x 22' x 100"	102" x 24' x 100"
Deck Height	19"	19"	19"	19"	19"
Hitch Height	18"	18"	18"	18"	18"
Rear Door Opening WxH	91" x 75"	91" x 75"	91" x 75"	91" x 75"	91" x 75"
V-Nose	36"	36"	36"	36"	36"
Axle(s) - Qty/Rating	2-3500# Braked	2-3500# Braked	2-3500# Braked	2-3500# Braked	2-3500# Braked
GVWR	7000#	7000#	7000#	7000#	7000#
Wheels	15" Gloss Black Mods	15" Gloss Black Mods	15" Gloss Black Mods	15" Gloss Black Mods	15" Gloss Black Mods
Tires	205/75R15	205/75R15	205/75R15	205/75R15	205/75R15
Side Door	32" x 66"	32" x 66"	32" x 66"	32" x 66"	32" x 66"
Coupler Rating/Ball Size	/ 2-5/16"	/ 2-5/16"	/ 2-5/16"	/ 2-5/16"	/ 2-5/16"
Jack	2000# Center Jack	2000# Center Jack	2000# Center Jack	2000# Center Jack	2000# Center Jack
Safety Chains					
Curb Weight	1795#	1915#	2035#	2150#	2280
Payload	5205#	5085#	4965#	3850#	3720#
BASE PRICE	\$9,552	\$10,075	\$10,595	\$11,114	\$11,567

OPTIONS & ACCESSORIES (Expanded Option List can be found in Options Section)

<b>CONSTRUCTION OPTIONS</b> Add 3" to Box Height (PBF) Add 6" to Box Height (PBF) Add Slope in V-Nose	<b>ITEM NUMBER</b> HEIGHT3 HEIGHT6 VNOSESLOPE	<b>PRICE</b> \$23 \$36 \$86	<b>UOM</b> PBF PBF PKG	<b>DOOR/WINDOW/VENT OPTIONS</b> Upgrade to 78"-Tall Side Access Door (From 72" (SAD) (Excludes Radius RV Door)	<b>ITEM NUMBER</b> DOOR78UP	<b>PRICE</b> \$49	<b>UOM</b> EA
<b>AXLE OPTIONS</b> Upgrade to 2-3K Torsion Braked Axles (From 2-3K Leaf Spring Braked)	AXLELS6BRTOTOR6BR	\$861	PKG	<b>ACCESSORIES</b> Recessed Slide Track System: (PBF) (2) Full Length Tracks, (4) Sliding D-Rings 5000# Recessed Heavy Duty D-Ring w/ Backing Plate (Installed) Aluminum Airline Track Recessed in Floor, PLF	SLIDETRACKPKG CARGO	\$34	PBF
<b>TIRE/WHEEL ASSEMBLIES &amp; ACCESSORIES</b> Upgrade to 15" Aluminum (Radial; From 15" Silver Mod Radial Wheels) Upgrade to 15" BLACK Aluminum (Radial; From 15" Silver Mod Radial Wheels) Spare 15" Gloss Black Mod w/ 205/75R15 Tire 2024 Interior Elevated Spare Tire Mount (Universal Fitment)	WHEELUP15STO15A WHEELUP15STO15BA WHEELSP15GB205 WHEELMOUNTELEV24	\$152 \$152 \$201 \$119	EA EA EA EA	<b>FLOORING OPTIONS</b> Upgrade to TPO Coin Flooring (Black, PLF) Upgrade to 3/4" Quad Ply Decking (Non-Skid Surface, FRP Backer; PBF)	DRING5000DP ATRACKRECFL FLOORTPOCOIN FLOOR34QUADPLY	\$50 \$24 \$49 \$64	EA PLF PLF PBF
<b>DOOR/WINDOW/VENT OPTIONS</b> Double Barn Doors (Replaces Standard Rear Ramp) Upgrade to 32"x72" Paddle Handle & Piano Hinge Side Access Door (From 66")	DOORDOUBLEBARND DOOR3272UP	\$0 \$47	SET EA	<b>EXTERIOR OPTIONS</b> Two-Tone Color Package w/ 6" Anodized Divider Two-Tone Color Package - No Anodized Divider	TRIMTT6 TRIMTTSP	\$309 \$165	PKG PKG

## ENCLOSED ULTIMATE CONTRACTOR PACKAGE

### STANDARD FEATURES

- All-Aluminum Construction, Integrated Frame Design
- One-Piece Aluminum Roof
- V-Nose Construction w/ Anodized Nose Cone
- 24" Stoneguard
- Leaf Spring Axle w/ 4" Drop
- Double Barn Doors w/ Stowable Removable Ramp Kit
- Aluminum Hardware for Barn Doors
- Plastic Salem Vents
- (2) Interior Dome Lights w/ Switch
- Exterior LED Lighting
- 3/4" Water Resistant Decking
- 3/8" Water Resistant Interior Walls
- Interior Cove Trim
- Catwalk System w/ (4) HD Ladder Racks & Front Ladder
- Rear Roller for Last Ladder Rack
- 2-5/16" Coupler w/ Safety Chains
- Screwless .030 Bonded Sides
- 3" Exterior Trim
- 4-Year Limited Warranty



TRAILER MODEL	Cargo 7x14 UCP	Cargo 7x16 UCP	Cargo 8.5x14 UCP	Cargo 8.5x16 UCP	
Item Number	C7x14S-UCP-IF	C7x16S-UCP-IF	C8.5x14S-UCP-IF	C8.5x16S-UCP-IF	
Subframe	2" x 5"	2" x 5"	2" x 5"	2" x 5"	
Floor & Roof Studs	16" O/C	16" O/C	16" O/C	16" O/C	
Wall Studs	16" O/C	16" O/C	16" O/C	16" O/C	
Box WxLxH	84" x 14' x 81"	84" x 16' x 81"	99" x 14' x 81"	99" x 16' x 81"	
Interior WxLxH	81.25" x 13'10" x 79"	81.25" x 15'10" x 79"	96" x 13'10" x 79"	96" x 15'10" x 79"	
Overall WxLxH	101" x 18'8" x 100"	101" x 20'8" x 100"	102" x 18' x 100"	102" x 20' x 100"	
Deck Height	19"	19"	19"	19"	
Hitch Height	18"	18"	18"	18"	
Rear Door Opening WxH	76" x 75"	76" x 75"	91" x 75"	91" x 75"	
V-Nose	36"	36"	36"	36"	
Axle(s) - Qty/Rating	2-3500# Braked	2-3500# Braked	2-3500# Braked	2-3500# Braked	
GVWR	7000#	7000#	7000#	7000#	
Wheels	15" Gloss Black Mods	15" Gloss Black Mods	15" Gloss Black Mods	15" Gloss Black Mods	
Tires	205/75R15	205/75R15	205/75R15	205/75R15	
Side Door	32" x 72"	32" x 72"	32" x 72"	32" x 72"	
Coupler Rating/Ball Size	/ 2-5/16"	/ 2-5/16"	/ 2-5/16"	/ 2-5/16"	
Jack	2000# Center Jack	2000# Center Jack	2000# Center Jack	2000# Center Jack	
Safety Chains					
Curb Weight	1590#	1705#	2025#	2275#	
Payload	5410#	5295#	4975#	4725#	
BASE PRICE	\$11,287	\$11,724	\$12,322	\$13,027	


### OPTIONS & ACCESSORIES (Expanded Option List can be found in Options Section)

CONSTRUCTION OPTIONS	ITEM NUMBER	PRICE	UOM	DOOR/WINDOW/VENT OPTIONS	ITEM NUMBER	PRICE	UOM
Add 3" to Box Height (PBF)	HEIGHT3	\$23	PBF	Upgrade to Rear Ramp Door w/ Spring Assist from Ultimate Contractor Package Barn Door w/ Stowable Ramps	RAMPUPUCPRR	\$0	PKG
Add 6" to Box Height (PBF)	HEIGHT6	\$36	PBF				
Add Slope in V-Nose	VNOSESLOPE	\$86	PKG				
Add 2' to Box Length (2' Increments, Ultimate Contractor)	LENGTH2UCP	\$683	EA	Upgrade to 78"-Tall Side Access Door (From 72" (SAD) (Excludes Radius RV Door)	DOOR78UP	\$49	EA
<b>AXLE OPTIONS</b>				<b>ACCESSORIES</b>			
Upgrade to 2-3K Torsion Braked Axles (From 2-3K Leaf Spring Braked)	AXLELS6BRTOT0R6BR	\$861	PKG	Recessed Slide Track System: (PBF) (2) Full Length Tracks, (4) Sliding D-Rings	SLIDETRACKPKGARGO	\$34	PBF
Upgrade to 2-5K Leaf Spring Braked Axles & Subframe (From 2-3K Leaf Spring Braked Axles) Axle Carrier Upgrade From 2"x5" to 2"x6"	AXLELS6BRTOLS10BRFRCH	\$1,430	PKG	5000# Recessed Heavy Duty D-Ring w/ Backing Plate (Installed)	DRING5000DP	\$50	EA
				Aluminum Airline Track Recessed in Floor, PLF	ATRACKRECFL	\$24	PLF
<b>TIRE/WHEEL ASSEMBLIES &amp; ACCESSORIES</b>				<b>FLOORING OPTIONS</b>			
Upgrade to 15" Aluminum (Radial; From 15" Silver Mod Radial Wheels)	WHEELUP15STO15A	\$152	EA	Upgrade to TPO Coin Flooring (Black, PLF)	FLOORTPOCOIN	\$49	PLF
Upgrade to 15" BLACK Aluminum (Radial; From 15" Silver Mod Radial Wheels)	WHEELUP15STO15BA	\$152	EA	Upgrade to 3/4" Quad Ply Decking (Non-Skid Surface, FRP Backer; PBF)	FLOOR34QUADPLY	\$64	PBF
Spare 15" Gloss Black Mod w/ 205/75R15 Tire	WHEELSP15GB205	\$201	EA	<b>EXTERIOR OPTIONS</b>			
2024 Interior Elevated Spare Tire Mount (Universal Fitment)	WHEELMOUNTELEV24	\$119	EA	Two-Tone Color Package w/ 6" Anodized Divider	TRIMTT6	\$309	PKG
				Two-Tone Color Package - No Anodized Divider	TRIMTTSP	\$165	PKG

## ENCLOSED CARGO 7.5-WIDE ULTIMATE UTV PACKAGE

### STANDARD FEATURES

- All-Aluminum Construction
- One-Piece Aluminum Roof
- Integrated Frame Design
- 7.5-Wide Frame Design
- Sloped V-Nose
- Anodized Nose Cone
- 24" Stoneguard
- Torsion Ride Axles, Spread Axle Design
- (2) Rows of Slide Track w/ (4) Sliding D-Rings
- Rear Ramp w/ Spring Assist & Aluminum Hardware
- Plastic Salem Vents
- (2) Interior Dome Lights w/ Switch
- Exterior LED Lighting
- 3/4" Water Resistant Decking
- 3/8" Water Resistant Interior Walls
- Interior Cove Trim
- 2-5/16" Coupler w/ Safety Chains
- Screwless .030 Bonded Sides
- 3" Exterior Trim
- 4-Year Limited Warranty

TRAILER MODEL	Cargo 7.5 x 14 UTV	Cargo 7.5 x 16 UTV	 <p><i>*Image shown may contain add'l options</i></p>
Item Number	C7.5X14S-UTV	C7.5X16S-UTV	
Subframe	2" x 4"	2" x 4"	
Floor & Roof Studs	24" O/C	24" O/C	
Wall Studs	16" O/C	16" O/C	
Box WxLxH	88.5" x 14' x 87"	88.5" x 16' x 87"	
Interior WxLxH	85.5" x 13'10" x 85"	85.5" x 15'10" x 85"	
Overall WxLxH	101" x 18'8" x 106"	101" x 20'8" x 106"	
Deck Height	19"	19"	
Hitch Height	18"	18"	
Rear Door Opening WxH	86" x 81"	86" x 81"	
V-Nose	24"	24"	
Axle(s) - Qty/Rating	2-3500# Braked	2-3500# Braked	
GVWR	7000#	7000#	
Wheels	15" Aluminum Rims	15" Aluminum Rims	
Tires	205/75R15	205/75R15	
Side Door	32" x 78"	32" x 78"	
Coupler Rating/Ball Size	/ 2-5/16"	/ 2-5/16"	
Jack	2000# Center Jack	2000# Center Jack	
Safety Chains			
Curb Weight	1500#	2037#	
Payload	5500#	5420#	
BASE PRICE	\$10,334	\$10,777	

### OPTIONS & ACCESSORIES (Expanded Option List can be found in Options Section)

CONSTRUCTION OPTIONS				ACCESSORIES			
Upgrade to 16" O/C Floor Studs (From 24" O/C; PBF)	ITEM NUMBER FLOOR16OC	PRICE \$15	UOM PBF	5000# Recessed Heavy Duty D-Ring w/ Backing Plate (Installed)	ITEM NUMBER DRING5000DP	PRICE \$50	UOM EA
Add 3" to Box Height (PBF)	HEIGHT3	\$23	PBF	Aluminum Airline Track Recessed in Floor, PLF	ATRACKRECFL	\$24	PLF
Add 6" to Box Height (PBF)	HEIGHT6	\$36	PBF				
Rear Door Canopy w/ Lights 2020 Version (Not Available with Radius Roof or Barn Doors)	CANOPYREAR2020	\$348	PKG				
				<b>FLOORING OPTIONS</b>			
				Upgrade to TPO Coin Flooring (Black, PLF)	FLOORTPOCOIN	\$49	PLF
				Upgrade to 3/4" Quad Ply Decking (Non-Skid Surface, FRP Backer; PBF)	FLOOR34QUADPLY	\$64	PBF
<b>TIRE/WHEEL ASSEMBLIES &amp; ACCESSORIES</b>				<b>EXTERIOR OPTIONS</b>			
Spare 15" Gloss Black Mod w/ 205/75R15 Tire	WHEELSP15GB205	\$201	EA	Two-Tone Color Package w/ 6" Anodized Divider	TRIMTT6	\$309	PKG
2024 Int Elevated Spare Tire Mount (Univ Fitment)	WHEELMOUNTELEV24	\$119	EA	Two-Tone Color Package - No Anodized Divider	TRIMTTSP	\$165	PKG
<b>DOOR/WINDOW/VENT OPTIONS</b>							
Starter Flap for Rear Ramp	STARTEREZ	\$73	EA				

# ENCLOSED CARGO 8.5-WIDE ULTIMATE UTV PACKAGE

## STANDARD FEATURES

- All-Aluminum Construction, Integrated Frame Design
- One-Piece Aluminum Roof
- 8.5 Wide Frame Design
- V-Nose Construction, Sloped Design
- Anodized Nose Cone
- 24" Stoneguard
- Torsion Ride Axles, Spread Axle Design
- (2) Rows of Slide Track w/ (4) Sliding D-Rings
- Rear Ramp w/ Spring Assist & Aluminum Hardware
- Plastic Salem Vents
- (2) Interior Dome Lights w/ Switch
- Exterior LED Lighting
- 3/4" Water Resistant Decking
- 3/8" Water Resistant Interior Walls
- Interior Cove Trim
- .063 Smooth Internal Fenders (Drive Over)
- 2-5/16" Coupler w/ Safety Chains
- Screwless .030 Bonded Sides
- 3" Exterior Trim
- 4-Year Limited Warranty



\*Image shown may contain add'l options

TRAILER MODEL	Cargo 8.5 x 16 UTV	Cargo 8.5 x 18 UTV	Cargo 8.5 x 20 UTV	
Item Number	C8.5X16S-UTV	C8.5X18S-UTV	C8.5X20S-UTV	
Subframe	2" x 5"	2" x 5"	2" x 5"	
Floor & Roof Studs	16" O/C	16" O/C	16" O/C	
Wall Studs	16" O/C	16" O/C	16" O/C	
Box WxLxH	99" x 16' x 87"	99" x 18' x 87"	99" x 20' x 87"	
Interior WxLxH	96" x 15'10" x 85"	96" x 17'10" x 85"	96" x 19'10" x 85"	
Overall WxLxH	102" x 20' x 106"	102" x 22' x 106"	102" x 24' x 106"	
Deck Height	19"	19"	19"	
Hitch Height	18"	18"	18"	
Rear Door Opening WxH	91" x 81"	91" x 81"	91" x 81"	
V-Nose	36"	36"	36"	
Axle(s) - Qty/Rating	2-3500# Braked	2-3500# Braked	2-3500# Braked	
GVWR	7000#	7000#	7000#	
Wheels	15" Viking Alum Rims	15" Viking Alum Rims	15" Viking Alum Rims	
Tires	205/75R15	205/75R15	205/75R15	
Side Door	32" x 78"	32" x 78"	32" x 78"	
Coupler Rating/Ball Size	/ 2-5/16"	/ 2-5/16"	/ 2-5/16"	
Jack	2000# Center Jack	2000# Center Jack	2000# Center Jack	
Safety Chains				
Curb Weight	2035#	2150#	2320#	
Payload	4965#	4850#	4720#	
BASE PRICE	\$12,346	\$12,713	\$13,299	

## OPTIONS & ACCESSORIES (Expanded Option List can be found in Options Section)

CONSTRUCTION OPTIONS	ITEM NUMBER	PRICE	UOM	ACCESSORIES	ITEM NUMBER	PRICE	UOM
Add 3" to Box Height (PBF)	HEIGHT3	\$23	PBF	5000# Recessed Heavy Duty D-Ring w/ Backing Plate (Installed)	DRING5000DP	\$50	EA
Add 6" to Box Height (PBF)	HEIGHT6	\$36	PBF	Aluminum Airline Track Recessed in Floor, PLF	ATRACKRECFL	\$24	PLF
Upgrade Roof Studs to 16" O/C (From 24" O/C)	ROOF16OC	\$15	PBF				
Add Slope in V-Nose	VNOSESLOPE	\$86	PKG	<b>FLOORING OPTIONS</b>			
Rear Door Canopy w/ Lights 2020 Version (Not Available with Radius Roof or Barn Doors)	CANOPYREAR2020	\$348	PKG	Upgrade to TPO Coin Flooring (Black, PLF)	FLOORTPOCOIN	\$49	PLF
				Upgrade to 3/4" Quad Ply Decking (Non-Skid Surface, FRP Backer; PBF)	FLOOR34QUADPLY	\$64	PBF
<b>TIRE/WHEEL ASSEMBLIES &amp; ACCESSORIES</b>				<b>EXTERIOR OPTIONS</b>			
Spare 15" Gloss Black Mod w/ 205/75R15 Tire	WHEELSP15GB205	\$201	EA	Two-Tone Color Package w/ 6" Anodized Divider	TRIMTT6	\$309	PKG
2024 Interior Elevated Spare Tire Mount (Univ Fitment)	WHEELMOUNTELEV24	\$119	EA	Two-Tone Color Package - No Anodized Divider	TRIMTTSP	\$165	PKG
<b>DOOR/WINDOW/VENT OPTIONS</b>							
Starter Flap for Rear Ramp	STARTEREZ	\$73	EA				

# ENCLOSED CAR HAULER [16'-20']

## STANDARD FEATURES

- All-Aluminum Construction
- One-Piece Aluminum Roof
- Integrated Frame Design
- Beavertail Construction
- Front Style: Flat Front w/ Cast Corners
- 24" Stoneguard
- Leaf Spring Axle w/ 4" Drop
- (4) HD 5,000# Recessed D-Rings
- HD Rear Ramp w/ Spring Assist & Aluminum Hardware
- Plastic Salem Vents
- (2) Int. Dome Lights w/ Switch
- Exterior LED Lighting
- 3/4" Water Resistant Decking
- White Vinyl Faced Luan Walls
- Interior Cove Trim
- 2-5/16" Coupler w/ Safety Chains
- Screwless .030 Bonded Sides
- 3" Exterior Trim
- 4-Year Limited Warranty



\*Image shown may contain add'l options

TRAILER MODEL	Car Hauler 8.5x16	Car Hauler 8.5x18	Car Hauler 8.5x20
Item Number	C8.5x16SCH-IF	C8.5x18SCH-IF	C8.5x20SCH-IF
Subframe	2" x 5"	2" x 5"	2" x 5"
Floor & Roof Studs	16" O/C	16" O/C	16" O/C
Wall Studs	16" O/C	16" O/C	16" O/C
Box WxLxH	99" x 16' x 84"	99" x 18' x 84"	99" x 20' x 84"
Interior WxLxH	96" x 15'10" x 6'10"	96" x 17'10" x 6'10"	96" x 19'10" x 6'10"
Overall WxLxH	102" x 20' x 104"	102" x 22' x 104"	102" x 24' x 104"
Deck Height	17"	17"	17"
Hitch Height	19"	19"	19"
Rear Door Opening WxH	91" x 79-1/4"	91" x 79-1/4"	91" x 79-1/4"
Axle(s) - Qty/Rating	2-3500# Braked	2-3500# Braked	2-3500# Braked
GVWR	7000#	7000#	7000#
Wheels	15" Gloss Black Mods	15" Gloss Black Mods	15" Gloss Black Mods
Tires	205/75R15	205/75R15	205/75R15
Side Door	32" x 72"	32" x 72"	32" x 72"
Coupler Rating/Ball Size	/ 2-5/16"	/ 2-5/16"	/ 2-5/16"
Jack	5000# Center Jack	5000# Center Jack	5000# Center Jack
Safety Chains			
Curb Weight	2335#	2450#	2580#
Payload	4665#	4550#	4420#
BASE PRICE	\$11,014	\$11,729	\$11,936

## OPTIONS & ACCESSORIES (Expanded Option List can be found in Options Section)


CONSTRUCTION OPTIONS	ITEM NUMBER	PRICE	UOM	TIRE/WHEEL ASSEMBLIES & ACCESSORIES	ITEM NUMBER	PRICE	UOM
Add 3" to Box Height (PBF)	HEIGHT3	\$23	PBF	Spare 15" Gloss Black Mod w/ 205/75R15 Tire	WHEELSP15GB205	\$201	EA
Add 6" to Box Height (PBF)	HEIGHT6	\$36	PBF	Spare 15" Gloss Black Mod 225/75R15 Tire (6-Lug)	WHEELSP15GB225	\$248	EA
Upgrade to 36" V-Nose (From Flat Front w/ Cast Corners)	VNOSE36UPFF	\$0	PKG	2024 Interior Elevated Spare Tire Mount (Univ Fitment)	WHEELMOUNTELEV24	\$119	EA
Add Slope in V-Nose	VNOSESLOPE	\$86	PKG	<b>ACCESSORIES</b>			
Rear Door Canopy w/ Lights 2020 Version (Not Available with Radius Roof or Barn Doors)	CANOPYREAR2020	\$348	PKG	Recessed Slide Track System: (PBF) (2) Full Length Tracks, (4) Sliding D-Rings	SLIDETRACKPKGARGO	\$34	PBF
<b>AXLE OPTIONS</b>				Upgrade to Zinc 6000# Recessed Swivel D-Rings (From 5000# Recessed Heavy Duty D-Ring w/ Backing Plate; Installed)	DRING6000UP	\$7	EA
Upgrade to 2-3K Torsion Braked Axles (From 2-3K Leaf Spring Braked)	AXLELS6BRTOTOR6BR	\$861	PKG	Aluminum Airline Track Recessed in Floor, PLF	ATRACKRECFL	\$24	PLF
Upgrade to 2-5K Leaf Spring Braked Axles & Subframe (From 2-3K Leaf Spring Braked Axles) Axle Carrier Upgrade From 2"x5" to 2"x6" (16' to 20')	AXLELS6BRTOLS10BRFRCH	\$1,430	PKG	<b>DOOR/WINDOW/VENT OPTIONS</b>			
Upgrade to 2-5K Torsion Braked Axles (From 2-5K Leaf Spring Braked)	AXLELS10BRTOTOR10BR	\$861	PKG	Upgrade to 78"-Tall Side Access Door (From 72" (SAD) (Excludes Radius RV Door)	DOOR78UP	\$49	EA
Spread Axle Upgrade ** Includes Tapered Fender Skirting ** **Requires Torsion Axles**	AXLESPREADUPTFS	\$607	PKG	2018 Elite Escape Door (6'x8' Fold-Up Door w/ Removable Fender (97-3/4" Wide w/ Spread Axle))	DOOR9672ELITE18	\$1,734	EA
<b>TIRE/WHEEL ASSEMBLIES &amp; ACCESSORIES</b>				<b>FLOORING OPTIONS</b>			
Upgrade to 15" Aluminum (Radial; From 15" Silver Mod Radial Wheels)	WHEELUP15STO15A	\$152	EA	Upgrade to TPO Coin Flooring (Black, PLF)	FLOORTPOCOIN	\$49	PLF
Upgrade to 15" BLACK Aluminum (Radial; From 15" Silver Mod Radial Wheels)	WHEELUP15STO15BA	\$152	EA	Upgrade to 3/4" Quad Ply Decking (Non-Skid Surface, FRP Backer; PBF)	FLOOR34QUADPLY	\$64	PBF
Upgrade to 15" 225 BLACK Aluminum Wheels (Radial; From 15" 225 Silver Mod Radial)	WHEELUP15S225TO15BA225	\$151	EA	<b>EXTERIOR OPTIONS</b>			
				Two-Tone Color Package w/ 6" Anodized Divider	TRIMTT6	\$309	PKG
				Two-Tone Color Package - No Anodized Divider	TRIMTTSP	\$165	PKG



# ENCLOSED CAR HAULER [24'-32']

## STANDARD FEATURES

- All-Aluminum Construction
- One-Piece Aluminum Roof
- Integrated Frame Design
- Beavertail Construction
- Front Style: Flat Front w/ Cast Corners
- 24" Stoneguard
- Leaf Spring Axle w/ 4" Drop
- (4) HD 5,000# Recessed D-Rings
- HD Rear Ramp w/ Spring Assist & Aluminum Hardware
- Plastic Salem Vents
- (2) Int. Dome Lights w/ Switch
- Exterior LED Lighting
- 3/4" Water Resistant Decking
- White Vinyl Faced Luan Walls
- Interior Cove Trim
- 2-5/16" Coupler w/ Safety Chains
- Screwless .030 Bonded Sides
- 3" Exterior Trim
- 4-Year Limited Warranty



\*Image shown may contain add'l options

TRAILER MODEL	Car Hauler 8.5x24	Car Hauler 8.5x26	Car Hauler 8.5x28	Car Hauler 8.5x32	
Item Number	C8.5x24SCH-IF	C8.5x26SCH-IF	C8.5x28SCH-IF	C8.5x32SCH-IF	
Subframe	2" x 6"	2" x 8"	2" x 8"	2" x 8"	
Floor & Roof Studs	16" O/C	16" O/C	16" O/C	16" O/C	
Wall Studs	16" O/C	16" O/C	16" O/C	16" O/C	
Box WxLxH	99" x 24' x 84"	99" x 26' x 84"	99" x 28' x 84"	99" x 32' x 84"	
Interior WxLxH	96" x 23'10" x 6'10"	96" x 25'10" x 6'10"	96" x 27'10" x 6'10"	96" x 31'10" x 6'10"	
Overall WxLxH	102" x 28' x 104"	102" x 30' x 104"	102" x 32' x 106"	102" x 36' x 106"	
Deck Height	17"	19"	19"	19"	
Hitch Height	19"	21"	21"	21"	
Rear Door Opening WxH	91" x 80-1/4"	91" x 80-1/4"	91" x 80-1/4"	91" x 80-1/4"	
Axle(s) - Qty/Rating	2-5200# Braked	2-5200# Braked	2-5200# Braked	2-5200# Braked	
GVWR	9990#	9990#	9990#	9990#	
Wheels	15" Gloss Black Mods	15" Gloss Black Mods	15" Gloss Black Mods	15" Gloss Black Mods	
Tires	225/75R15	225/75R15	225/75R15	225/75R15	
Side Door	32" x 72"	32" x 72"	32" x 72"	32" x 72"	
Coupler Rating/Ball Size	/ 2-5/16"	/ 2-5/16"	/ 2-5/16"	/ 2-5/16"	
Jack	5000# Center Jack	5000# Center Jack	5000# Center Jack	5000# Center Jack	
Safety Chains					
Curb Weight	2840#	TBD	3250#	3390#	
Payload	7150#	TBD	6740#	6600#	
BASE PRICE	\$13,850	\$15,588	\$18,007	\$20,505	

## OPTIONS & ACCESSORIES (Expanded Option List can be found in Options Section)

CONSTRUCTION OPTIONS	ITEM NUMBER	PRICE	UOM	TIRE/WHEEL ASSEMBLIES & ACCESSORIES	ITEM NUMBER	PRICE	UOM
Add 3" to Box Height (PBF)	HEIGHT3	\$23	PBF	Spare 15" Gloss Black Mod w/ 205/75R15 Tire	WHEELSP15GB205	\$201	EA
Add 6" to Box Height (PBF)	HEIGHT6	\$36	PBF	Spare 15" Gloss Black Mod 225/75R15 Tire (6-Lug)	WHEELSP15GB225	\$248	EA
Upgrade to 36" V-Nose (From Flat Front w/ Cast Corners)	VNOSE36UPFF	\$0	PKG	2024 Interior Elevated Spare Tire Mount (Univ Fitment)	WHEELMOUNTELEV24	\$119	EA
Add Slope in V-Nose	VNOSESLOPE	\$86	PKG	<b>ACCESSORIES</b>			
Rear Door Canopy w/ Lights 2020 Version (Not Available with Radius Roof or Barn Doors)	CANOPYREAR2020	\$348	PKG	Recessed Slide Track System: (PBF) (2) Full Length Tracks, (4) Sliding D-Rings	SLIDETRACKPKGARGO	\$34	PBF
<b>AXLE OPTIONS</b>				Upgrade to Zinc 6000# Recessed Swivel D-Rings (From 5000# Recessed Heavy Duty D-Ring w/ Backing Plate; Installed)	DRING6000UP	\$7	EA
Upgrade to 2-3K Torsion Braked Axles (From 2-3K Leaf Spring Braked)	AXLELS6BRTOTOR6BR	\$861	PKG	Aluminum Airline Track Recessed in Floor, PLF	ATRACKRECFL	\$24	PLF
Upgrade to 2-5K Leaf Spring Braked Axles & Subframe (From 2-3K Leaf Spring Braked Axles) Axle Carrier Upgrade From 2"x5" to 2"x6" (16" to 20")	AXLELS6BRTOLS10BRFRCH	\$1,430	PKG	<b>DOOR/WINDOW/VENT OPTIONS</b>			
Upgrade to 2-5K Torsion Braked Axles (From 2-5K Leaf Spring Braked)	AXLELS10BRTOTOR10BR	\$861	PKG	Upgrade to 78"-Tall Side Access Door (From 72" (SAD) (Excludes Radius RV Door)	DOOR78UP	\$49	EA
Spread Axle Upgrade ** Includes Tapered Fender Skirting ** **Requires Torsion Axles**	AXLESPREADUPTFS	\$607	PKG	2018 Elite Escape Door (6'x8' Fold-Up Door w/ Removable Fender (97-3/4" Wide w/ Spread Axle))	DOOR9672ELITE18	\$1,734	EA
<b>TIRE/WHEEL ASSEMBLIES &amp; ACCESSORIES</b>				<b>FLOORING OPTIONS</b>			
Upgrade to 15" Aluminum (Radial; From 15" Silver Mod Radial Wheels)	WHEELUP15STO15A	\$152	EA	Upgrade to TPO Coin Flooring (Black, PLF)	FLOORPTPOCOIN	\$49	PLF
Upgrade to 15" BLACK Aluminum (Radial; From 15" Silver Mod Radial Wheels)	WHEELUP15STO15BA	\$152	EA	Upgrade to 3/4" Quad Ply Decking (Non-Skid Surface, FRP Backer; PBF)	FLOOR34QUADPLY	\$64	PBF
Upgrade to 15" 225 BLACK Aluminum Wheels (Radial; From 15" 225 Silver Mod Radial)	WHEELUP15S225TO15BA225	\$151	EA	<b>EXTERIOR OPTIONS</b>			
				Two-Tone Color Package w/ 6" Anodized Divider	TRIMTT6	\$309	PKG
				Two-Tone Color Package - No Anodized Divider	TRIMTTSP	\$165	PKG

# ENCLOSED SUPREME CAR HAULER

## STANDARD FEATURES

- All-Aluminum Construction, Integrated Frame Design
- One-Piece Aluminum Roof
- Beavertail Construction
- Front Style: Flat Front w/ Cast Corners
- 24" Stoneguard
- Leaf Spring Axle w/ 4" Drop
- (4) HD 5,000# Recessed D-Rings
- HD Rear Ramp w/ Spring Assist & Aluminum Hardware
- Plastic Salem Vents
- (2) Interior Dome Lights w/ Switch
- Exterior LED Lighting
- Extruded Aluminum Decking (Box & Ramp)
- White Vinyl Faced Luan Walls
- Interior Cove Trim
- Extruded Kickpanel
- 2-5/16" Coupler w/ Safety Chains
- Screwless .030 Bonded Sides
- 3" Exterior Trim
- 4-Year Limited Warranty



\*Image shown may contain add'l options

TRAILER MODEL	8.5x16 Supreme CH	8.5x20 Supreme CH	8.5x24 Supreme CH	8.5x28 Supreme CH	
Item Number	C8.5x16SSUP-IF	C8.5x20SSUP-IF	C8.5x24SSUP-IF	C8.5x28SSUP-IF	
Subframe	2" x 5"	2" x 5"	2" x 6"	2" x 8"	
Floor & Roof Studs	16" O/C	16" O/C	16" O/C	16" O/C	
Wall Studs	16" O/C	16" O/C	16" O/C	16" O/C	
Box WxLxH	99" x 16' x 84"	99" x 20' x 84"	99" x 24' x 84"	99" x 28' x 84"	
Interior WxLxH	96" x 15'10" x 6'10"	96" x 19'10" x 6'10"	96" x 23'10" x 6'10"	96" x 27'10" x 6'10"	
Overall WxLxH	102" x 20' x 104"	102" x 24' x 104"	102" x 28' x 104"	102" x 32' x 106"	
Deck Height	17"	17"	17"	19"	
Hitch Height	19"	19"	19"	21"	
Rear Door Opening WxH	91" x 79-1/4"	91" x 79-1/4"	91" x 80-1/4"	91" x 80-1/4"	
Axle(s) - Qty/Rating	2-3500# Braked	2-3500# Braked	2-5200# Braked	2-5200# Braked	
GVWR	7000#	7000#	9990#	9990#	
Wheels	15" Gloss Black Mod	15" Gloss Black Mod	15" Gloss Black Mod	15" Gloss Black Mod	
Tires	205/75R15	205/75R15	225/75R15	225/75R16	
Side Door	32" x 72"	32" x 72"	32" x 72"	32" x 72"	
Coupler Rating/Ball Size	/ 2-5/16"	/ 2-5/16"	/ 2-5/16"	/ 2-5/16"	
Jack	5000# Center Jack	5000# Center Jack	5000# Center Jack	5000# Center Jack	
Safety Chains					
Curb Weight	2580#	2580#	2840#	3250#	
Payload	4420#	4420#	6250#	6640#	
BASE PRICE	\$14,063	\$14,505	\$16,664	\$20,491	

## OPTIONS & ACCESSORIES (Expanded Option List can be found in Options Section)

CONSTRUCTION OPTIONS	ITEM NUMBER	PRICE	UOM	TIRE/WHEEL ASSEMBLIES & ACCESSORIES	ITEM NUMBER	PRICE	UOM
Add 3" to Box Height (PBF)	HEIGHT3	\$23	PBF	Upgrade to 15" 225 BLACK Aluminum Wheels (Radial; From 15" 225 Silver Mod Radial)	WHEELUP15S225T015BA225	\$151	EA
Add 6" to Box Height (PBF)	HEIGHT6	\$36	PBF	Spare 15" Gloss Black Mod w/ 205/75R15 Tire	WHEELSP15GB205	\$201	EA
Upgrade to 36" V-Nose (From Flat Front w/ Cast Corners)	VNOSE36UPFF	\$0	PKG	Spare 15" Gloss Black Mod 225/75R15 Tire (6-Lug)	WHEELSP15GB225	\$248	EA
Add Slope in V-Nose	VNOSESLOPE	\$86	PKG	2024 Interior Elevated Spare Tire Mount (Univ Fitment)	WHEELMOUNTELEV24	\$119	EA
Rear Door Canopy w/ Lights 2020 Version (Not Available with Radius Roof or Barn Doors)	CANOPYREAR2020	\$348	PKG				
				<b>DOOR/WINDOW/VENT OPTIONS</b>			
				Upgrade to 78"-Tall Side Access Door (From 72" (SAD) (Excludes Radius RV Door)	DOOR78UP	\$49	EA
				2018 Elite Escape Door (6'x8' Fold-Up Door w/ Removable Fender (97-3/4" Wide w/ Spread Axle))	DOOR9672ELITE18	\$1,734	EA
				<b>ACCESSORIES</b>			
				Recessed Slide Track System: (PBF) (2) Full Length Tracks, (4) Sliding D-Rings	SLIDETRACKPKGARGO	\$34	PBF
				Upgrade to Zinc 6000# Recessed Swivel D-Rings (From 5000# Recessed Heavy Duty D-Ring w/ Backing Plate; Installed)	DRING6000UP	\$7	EA
				Aluminum Airline Track Recessed in Floor, PLF	ATRACKRECFL	\$24	PLF
				<b>EXTERIOR OPTIONS</b>			
				Two-Tone Color Package w/ 6" Anodized Divider	TRIMTT6	\$309	PKG
				Two-Tone Color Package - No Anodized Divider	TRIMTTSP	\$165	PKG
<b>AXLE OPTIONS</b>							
Upgrade to 2-3K Torsion Braked Axles (From 2-3K Leaf Spring Braked)	AXLELS6BRTOTOR6BR	\$861	PKG				
Upgrade to 2-5K Leaf Spring Braked Axles & Subframe (From 2-3K Leaf Spring Braked Axles) Axle Carrier Upgrade From 2"x5" to 2"x6" (16' to 20')	AXLELS6BRTOLS10BRFRCH	\$1,430	PKG				
Upgrade to 2-5K Torsion Braked Axles (From 2-5K Leaf Spring Braked)	AXLELS10BRTOTOR10BR	\$861	PKG				
Spread Axle Upgrade ** Includes Tapered Fender Skirting ***Requires Torsion Axles**	AXLESPREADUPTFS	\$607	PKG				
<b>TIRE/WHEEL ASSEMBLIES &amp; ACCESSORIES</b>							
Upgrade to 15" Aluminum (Radial; From 15" Silver Mod Radial Wheels)	WHEELUP15STO15A	\$152	EA				
Upgrade to 15" BLACK Aluminum (Radial; From 15" Silver Mod Radial Wheels)	WHEELUP15STO15BA	\$152	EA				

ENCLOSED SNOW 7-WIDE

STANDARD FEATURES

- All-Aluminum Construction
  - One-Piece Aluminum Roof
  - Integrated Frame Design
  - V-Nose Construction w/ Anodized Nose Cone
  - 24" Stoneguard
  - Leaf Spring Axle w/ 4" Drop
  - Full Length Slide Track w/ (2) Sliding D-Rings, Per Machine
  - Rear Ramp w/ Spring Assist & Aluminum Hardware
  - Front Ramp w/ Spring Assist & Aluminum Hardware
- Plastic Salem Vents
  - (2) Interior Dome Lights w/ Switch
  - Exterior LED Lighting
  - 3/4" Water Resistant Decking
  - 12" Water Resistant Kickplate
  - Interior Cove Trim
  - 2" Straight Pull Coupler (10K) w/ Safety Chains
  - Screwless .030 Bonded Sides
  - 3" Exterior Trim
  - 4-Year Limited Warranty



TRAILER MODEL	Enclosed Snow 7x14	Enclosed Snow 7x18	Enclosed Snow 7x22	Enclosed Snow 7x24	
Item Number	E7x14-IF	E7x18-IF	E7x22-IF	E7x24-IF	
Subframe	2" x 4"	2" x 4"	2" x 5"	2" x 5"	
Floor & Roof Studs	24" O/C	24" O/C	24" O/C	24" O/C	
Wall Studs	16" O/C	16" O/C	16" O/C	16" O/C	
Box WxLxH	84" x 14' x 75"	84" x 18' x 75"	84" x 22' x 75"	84" x 24' x 75"	
Interior WxLxH	81.25" x 13'10" x 73"	81.25" x 17'10" x 73"	81.25" x 21'10" x 73"	81.25" x 23'10" x 73"	
Overall WxLxH	101" x 20'8" x 93"	101" x 24'8" x 93"	101" x 28'8" x 93"	101" x 30'8" x 93"	
Deck Height	19"	19"	19"	19"	
Hitch Height	14"	14"	14"	14"	
Rear Door Opening WxH	74.5" x 71"	74.5" x 71"	74.5" x 71"	74.5" x 71"	
Front Door Opening WxH	57" x 69"	57" x 69"	57" x 69"	57" x 69"	
V-Nose w/ 6" Radius	56"	56"	56"	56"	
Axle(s) - Qty/Rating	2-3500# Braked	2-3500# Braked	2-3500# Braked	2-3500# Braked	
GVWR	6000#	6000#	6000#	6000#	
Wheels	15" Gloss Black Mod	15" Gloss Black Mod	15" Gloss Black Mod	15" Gloss Black Mod	
Tires	205/75R15	205/75R15	205/75R15	205/75R15	
Side Door	32" x 66"	32" x 66"	32" x 66"	32" x 66"	
Coupler Rating/Ball Size	10,000# / 2"	10,000# / 2"	10,000# / 2"	10,000# / 2"	
Jack	2000# Side-Mounted	2000# Side-Mounted	2000# Side-Mounted	2000# Side-Mounted	
Safety Chains					
Curb Weight	1730#	1930#	2005#	2080#	
Payload	4270#	4070#	3995#	3920#	
BASE PRICE	\$9,202	\$9,898	\$10,941	\$11,402	

OPTIONS & ACCESSORIES (Expanded Option List can be found in Options Section)

CONSTRUCTION OPTIONS	ITEM NUMBER	PRICE	UOM	DOOR/WINDOW/VENT OPTIONS	ITEM NUMBER	PRICE	UOM
Add 3" to Box Height (PBF)	HEIGHT3	\$23	PBF	Upgrade to 78"-Tall Side Access Door (From 72" (SAD) (Excludes Radius RV Door)	DOOR78UP	\$49	EA
Add 6" to Box Height (PBF)	HEIGHT6	\$36	PBF	Upgrade to Tapered Rear & Front Ramp Doors (On Inlines) **	RAMPTAPEREDFRUP	\$332	SET
Add 9" to Box Height (PBF)	HEIGHT9	\$42	PBF	INCLUDED BOTH RAMPS **			
Upgrade Roof Studs to 16" O/C (From 24" O/C) (PBF)	ROOF16OC	\$15	PBF	14"x14" Fuel Door w/ Paddle Handle	DOOR1414FUEL	\$152	EA
Upgrade to 16" O/C Floor Studs (From 24" O/C; PBF)	FLOOR16OC	\$15	PBF	Starter Flap for Rear Ramp	STARTEREZ	\$73	EA
Add Slope in V-Nose	VNOSESLOPE	\$86	PKG				
Upgrade to 7.5' Wide (From 7' Wide) (PBF)	WIDTH7T075	\$27	PBF				
				FLOORING OPTIONS			
				Upgrade to 3/4" Quad Ply Decking (Non-Skid Surface, FRP Backer; PBF)	FLOOR34QUADPLYES	\$67	PBF
				INTERIOR OPTIONS			
				Upgrade to White Vinyl Backed Luan Walls w/ Divider (Snow Trailers; PBF)	WALLWHITEVINYL	\$44	PBF
				White Vinyl Backed Luan (Ceiling Only; PBF)	CEILWHITEVINYL	\$22	PBF
				EXTERIOR OPTIONS			
				Two-Tone Color Package w/ 6" Anodized Divider	TRIMTT6	\$309	PKG
				Two-Tone Color Package - No Anodized Divider	TRIMTTSP	\$165	PKG
AXLE OPTIONS							
Upgrade to 2-3K Torsion Braked Axles (From 2-3K Leaf Spring Braked)	AXLELS6BRT0TOR6BR	\$861	EA				
TIRE/WHEEL ASSEMBLIES & ACCESSORIES							
Upgrade to 15" Aluminum (Radial; From 15" Silver Mod Radial Wheels)	WHEELUP15STO15A	\$152	EA				
Upgrade to 15" BLACK Aluminum (Radial; From 15" Silver Mod Radial Wheels)	WHEELUP15STO15BA	\$152	EA				
Spare 15" Gloss Black Mod w/ 205/75R15 Tire	WHEELSP15GB205	\$201	EA				
2024 Interior Elevated Spare Tire Mount (Universal Fitment)	WHEELMOUNTELEV24	\$119	EA				
DOOR/WINDOW/VENT OPTIONS							
Upgrade to 32"x72" Paddle Handle & Piano Hinge Side Access Door (From 66")	DOOR3272UP	\$47	EA				



ENCLOSED SNOW 7.4-WIDE ~ NEW MODEL ~

STANDARD FEATURES

- All-Aluminum Construction
  - One-Piece Aluminum Roof
  - Integrated Frame Design
  - V-Nose Construction
  - Anodized Nose Cone
  - 24" Stoneguard
  - Torsion Ride Suspension
  - Full Length Slide Track w/ (2) Sliding D-Rings, Per Machine
  - Rear Ramp w/ Spring Assist & Aluminum Hardware
- Extra-Wide Rear Bulkhead w/ Slimline Stop/Turn/Tail Lights (84" Opening)
  - Front Ramp w/ Spring Assist & Aluminum Hardware
  - Plastic Salem Vents
  - (2) Interior Dome Lights w/ Switch
  - Exterior LED Lighting
  - 3/4" Water Resistant Decking
  - 14" Water Resistant Kickplate
  - Interior Cove Trim
  - 2" Straight Pull Coupler (10K) w/ Safety Chains
- Screwless .030 Bonded Sides
  - 3" Exterior Trim
  - 4-Year Limited Warranty

TRAILER MODEL	Enclosed Snow 7.4x14	Enclosed Snow 7.4x18	Enclosed Snow 7.4x22	Enclosed Snow 7.4x24	
Item Number	E7.4x14-IF	E7.4x18-IF	E7.4x22-IF	E7.4x24-IF	
Subframe	2" x 4"	2" x 4"	2" x 4"	2" x 4"	
Floor Studs	24" O/C	24" O/C	24" O/C	24" O/C	
Wall & Roof Studs	16" O/C	16" O/C	16" O/C	16" O/C	
Box WxLxH	88" x 14' x 81"	88" x 18' x 81"	88" x 22' x 81"	88" x 24' x 81"	
Interior WxLxH	85" x 13'10 x 79"	85" x 17'10 x 79"	85" x 21'10 x 79"	85" x 23'10 x 79"	
Overall WxLxH	102" x 18' x 100"	102" x 22' x 100"	102" x 26' x 100"	102" x 28' x 100"	
Deck Height	20"	20"	20"	20"	
Hitch Height	19"	19"	19"	19"	
Rear Door Opening WxH	84" x 76"	84" x 76"	84" x 76"	84" x 76"	
V-Nose w/ 6" Radius	56"	56"	56"	56"	
Axle(s) - Qty/Rating	2-3500# Braked	2-3500# Braked	2-3500# Braked	2-3500# Braked	
GVWR	7000#	7000#	7000#	7000#	
Wheels	15" Gloss Black Mods	15" Gloss Black Mods	15" Gloss Black Mods	15" Gloss Black Mods	
Tires	205/75R15	205/75R15	205/75R15	205/75R15	
Side Door	32" x 66"	32" x 66"	32" x 66"	32" x 66"	
Coupler Rating/Ball Size	/ 2-5/16"	/ 2-5/16"	/ 2-5/16"	/ 2-5/16"	
Jack	2000# Center Jack	2000# Center Jack	2000# Center Jack	2000# Center Jack	
Safety Chains					
Curb Weight	1480#	TBD	1580#	TBD	
Payload	5520#	TBD	5420#	TBD	
BASE PRICE	\$9,563	\$10,208	\$11,449	\$12,147	

OPTIONS & ACCESSORIES (Expanded Option List can be found in Options Section)

CONSTRUCTION OPTIONS	ITEM NUMBER	PRICE	UOM	DOOR/WINDOW/VENT OPTIONS	ITEM NUMBER	PRICE	UOM
Add 3" to Box Height (PBF)	HEIGHT3	\$23	PBF	Upgrade to Tapered Rear & Front Ramp Doors (On Inlines) **	RAMPTAPEREDFRUP	\$332	SET
Add 6" to Box Height (PBF)	HEIGHT6	\$36	PBF	INCLUDED BOTH RAMPS **			
Add 9" to Box Height (PBF)	HEIGHT9	\$42	PBF	14"x14" Fuel Door w/ Paddle Handle	DOOR1414FUEL	\$152	EA
Upgrade to 16" O/C Floor Studs (From 24" O/C; PBF)	FLOOR16OC	\$15	PBF	Starter Flap for Rear Ramp	STARTEREZ	\$73	EA
Add Slope in V-Nose	VNOSESLOPE	\$86	PKG				
Upgrade to 7.5" Wide (From 7" Wide) (PBF)	WIDTH7T075	\$27	PBF				
				FLOORING OPTIONS			
				Upgrade to 3/4" Quad Ply Decking (Non-Skid Surface, FRP Backer; PBF)	FLOOR34QUADPLYES	\$67	PBF
				INTERIOR OPTIONS			
				Upgrade to White Vinyl Backed Luan Walls w/ Divider (Snow Trailers; PBF)	WALLWHITEVINYLSNOW	\$44	PBF
				White Vinyl Backed Luan (Ceiling Only; PBF)	CEILWHITEVINYL	\$22	PBF
				EXTERIOR OPTIONS			
				Two-Tone Color Package w/ 6" Anodized Divider	TRIMTT6	\$309	PKG
				Two-Tone Color Package - No Anodized Divider	TRIMTTSP	\$165	PKG
TIRE/WHEEL ASSEMBLIES & ACCESSORIES							
Upgrade to 15" Aluminum (Radial; From 15" Silver Mod Radial Wheels)	WHEELUP15STO15A	\$152	EA				
Upgrade to 15" BLACK Aluminum (Radial; From 15" Silver Mod Radial Wheels)	WHEELUP15STO15BA	\$152	EA				
Spare 15" Gloss Black Mod w/ 205/75R15 Tire	WHEELSP15GB205	\$201	EA				
2024 Interior Elevated Spare Tire Mount (Universal Fitment)	WHEELMOUNTELEV24	\$119	EA				
DOOR/WINDOW/VENT OPTIONS							
Upgrade to 32"x72" Paddle Handle & Piano Hinge Side Access Door (From 66")	DOOR3272UP	\$47	EA				
Upgrade to 78"-Tall Side Access Door (From 72" (SAD) (Excludes Radius RV Door)	DOOR78UP	\$49	EA				

# ENCLOSED SNOW 7.5-WIDE ~ NEW MODEL ~

## STANDARD FEATURES

- All-Aluminum Construction
- One-Piece Aluminum Roof
- Integrated Frame Design
- V-Nose Construction w/ 6" Radius
- Anodized Nose Cone
- 24" Stoneguard
- Torsion Ride Suspension
- Full Length Slide Track w/ (2) Sliding D-Rings, Per Machine
- Rear Ramp w/ Spring Assist & Aluminum Hardware
- Front Ramp w/ Spring Assist & Aluminum Hardware
- Plastic Salem Vents
- (2) Interior Dome Lights w/ Switch
- Exterior LED Lighting
- 3/4" Water Resistant Decking
- 14" Water Resistant Kickplate
- Interior Cove Trim
- 2" Straight Pull Coupler (10K) w/ Safety Chains
- Screwless .030 Bonded Sides
- 3" Exterior Trim
- 4-Year Limited Warranty



\*Image shown may contain add'l options

TRAILER MODEL	Enclosed Snow 7.5x14	Enclosed Snow 7.5x18	Enclosed Snow 7.5x22	Enclosed Snow 7.5x24	
Item Number	E7.5x14-IF	E7.5x18-IF	E7.5x22-IF	E7.5x24-IF	
Subframe	2" x 4"	2" x 4"	2" x 5"	2" x 5"	
Floor Studs	24" O/C	24" O/C	24" O/C	24" O/C	
Wall & Roof Studs	16" O/C	16" O/C	16" O/C	16" O/C	
Box WxLxH	90" x 14' x 81"	90" x 18' x 81"	90" x 22' x 81"	90" x 24' x 81"	
Interior WxLxH	87" x 13'10" x 79"	87" x 17'10" x 79"	87" x 21'10" x 79"	87" x 23'10" x 79"	
Overall WxLxH	102" x 20'8" x 99"	102" x 24'8" x 99"	102" x 28'8" x 99"	102" x 30'8" x 99"	
Deck Height	19"	19"	19"	19"	
Hitch Height	14"	14"	14"	14"	
Rear Door Opening WxH	82" x 76"	82" x 76"	82" x 76"	82" x 76"	
Front Door Opening WxH	56" x 74"	56" x 74"	56" x 74"	56" x 74"	
V-Nose w/ 6" Radius	56"	56"	56"	56"	
Axle(s) - Qty/Rating	2-3500# Braked	2-3500# Braked	2-3500# Braked	2-3500# Braked	
GVWR	7000#	7000#	7000#	7000#	
Wheels	15" Gloss Black Mod	15" Gloss Black Mod	15" Gloss Black Mod	15" Gloss Black Mod	
Tires	205/75R15	205/75R15	205/75R15	205/75R15	
Side Door	32" x 66"	32" x 66"	32" x 66"	32" x 66"	
Coupler Rating/Ball Size	10,000# / 2"	10,000# / 2"	10,000# / 2"	10,000# / 2"	
Jack	2000# Side-Mounted	2000# Side-Mounted	2000# Side-Mounted	2000# Side-Mounted	
Safety Chains					
Curb Weight	1730#	1930#	2005#	2080#	
Payload	4270#	4070#	3995#	3920#	
BASE PRICE	\$9,997	\$10,530	\$11,781	\$12,469	

## OPTIONS & ACCESSORIES (Expanded Option List can be found in Options Section)

CONSTRUCTION OPTIONS	ITEM NUMBER	PRICE	UOM	DOOR/WINDOW/VENT OPTIONS	ITEM NUMBER	PRICE	UOM
Add 3" to Box Height (PBF)	HEIGHT3	\$23	PBF	Upgrade to Tapered Rear & Front Ramp Doors (On Inlines) **	RAMPTAPERDFRRUP	\$332	SET
Add 6" to Box Height (PBF)	HEIGHT6	\$36	PBF	INCLUDED BOTH RAMPS **			
Add 9" to Box Height (PBF)	HEIGHT9	\$42	PBF	14"x14" Fuel Door w/ Paddle Handle	DOOR1414FUEL	\$152	EA
Upgrade to 16" O/C Floor Studs (From 24" O/C; PBF)	FLOOR16OC	\$15	PBF	Starter Flap for Rear Ramp	STARTEREZ	\$73	EA
Add Slope in V-Nose	VNOSESLOPE	\$86	PKG				
				<b>FLOORING OPTIONS</b>			
				Upgrade to 3/4" Quad Ply Decking (Non-Skid Surface, FRP Backer; PBF)	FLOOR34QUADPLYES	\$67	PBF
<b>TIRE/WHEEL ASSEMBLIES &amp; ACCESSORIES</b>				<b>INTERIOR OPTIONS</b>			
Upgrade to 15" Aluminum (Radial; From 15" Silver Mod Radial Wheels)	WHEELUP15STO15A	\$152	EA	Upgrade to White Vinyl Backed Luan Walls w/ Divider (Snow Trailers; PBF)	WALLWHITEVINYLSNOW	\$44	PBF
Upgrade to 15" BLACK Aluminum (Radial; From 15" Silver Mod Radial Wheels)	WHEELUP15STO15BA	\$152	EA	White Vinyl Backed Luan (Ceiling Only; PBF)	CEILWHITEVINYL	\$22	PBF
Spare 15" Gloss Black Mod w/ 205/75R15 Tire	WHEELSP15GB205	\$201	EA				
2024 Interior Elevated Spare Tire Mount (Universal Fitment)	WHEELMOUNTELEV24	\$119	EA	<b>EXTERIOR OPTIONS</b>			
				Two-Tone Color Package w/ 6" Anodized Divider	TRIMTT6	\$309	PKG
<b>DOOR/WINDOW/VENT OPTIONS</b>				Two-Tone Color Package - No Anodized Divider	TRIMTTSP	\$165	PKG
Upgrade to 32"x72" Paddle Handle & Piano Hinge Side Access Door (From 66")	DOOR3272UP	\$47	EA				
Upgrade to 78"-Tall Side Access Door (From 72" (SAD) (Excludes Radius RV Door)	DOOR78UP	\$49	EA				

## POPULAR ENCLOSED OPTIONS

ITEM NUMBER	CONSTRUCTION OPTIONS	PRICE	UOM
080WALLSTUD	Upgrade to .080" Wall Studs (6.5-Tall Trailer Only; PBF)	\$39	PBF
BEAVERDELETE	DELETE BEAVERTAIL	\$0	PKG
CANOPYREAR2020	Rear Door Canopy w/ Lights 2020 Version (Not Available with Radius Roof or Barn Doors)	\$348	PKG
CASTCORNERUP	Upgrade to Cast Corner Construction w/ Anodized Radius Wrap	\$535	PKG
COUPLER2516STO2516ADJ	Upgrade to 3" Adjustable 2-5/16" A-Frame Coupler	\$183	PKG
COUPLER2ATO2516A	Upgrade to 2-5/16" A-Frame Coupler (From 2" A-Frame Coupler)	\$86	PKG
FLATFRONT	Flat Front Construction (Delete V-Nose)	\$0	PKG
FLOOR120C	Upgrade to 12" O/C Floor Studs (From 16" O/C; PBF)	\$34	PBF
FLOOR160C	Upgrade to 16" O/C Floor Studs (From 24" O/C; PBF)	\$15	PBF
FRAMEUP2X6	Upgrade Trailer Sub Frame to 2"x6" (From 2"x5") Snow Trailers only w/ Axle Upgrade 9900 GVWR	\$935	PKG
FRAMEUP2X8	Upgrade Trailer Sub Frame to 2"x8" (From 2"x6"; PBF) (Cargo Models Going to 12K GVWR Axles +)	\$102	PBF
HEIGHT3	Add 3" to Box Height (PBF)	\$23	PBF
HEIGHT6	Add 6" to Box Height (PBF)	\$36	PBF
HEIGHT9	Add 9" to Box Height (PBF)	\$42	PBF
HEIGHT12	Add 12" to Box Height (PBF)	\$47	PBF
HEIGHT15	Add 15" to Box Height (PBF) (Requires .080 Wall Stud Upgrade and HD Rear Ramp) (Excludes Lites)	\$60	PBF
HEIGHT18	Add 18" to Box Height (Requires .080 Wall Stud Upgrade and HD Rear Ramp) (Excludes Lites)	\$69	PBF
HEIGHT21	Add 21" to Box Height (Requires .080 Wall Stud Upgrade and HD Rear Ramp) (Excludes Lites)	\$83	PBF
HEIGHT24	Add 24" to Box Height (PBF) (Requires .080 Wall Stud Upgrade and HD Rear Ramp) (Excludes Lites)	\$96	PBF
HEIGHTDED6	Subtract 6" From Box Height (All Models)	\$0	PBF
HEIGHTDED12	Subtract 12" From Box Height (All Models)	\$0	PBF
LENGTH26	Add 2' to Box Length (2' Increments, 6-Wide Enclosed)	\$555	Per 2'
LENGTH27	Add 2' to Box Length (2' Increments, 7-Wide Enclosed)	\$664	Per 2'
LENGTH285	Add 2' to Box Length (2' Increments, 8.5-Wide Cargo)	\$722	Per 2'
LENGTH285CH	Add 2' to Box Length (2' Increments, 8.5-Wide Car Hauler)	\$845	Per 2'
LENGTH2UCP	Add 2' to Box Length (2' Increments, Ultimate Contractor)	\$683	Per 2'
PARTITIONWALL	Partition Wall w/ 32" Door	\$810	PKG
PLATFORMROOF8	8' Platform Roof w/ Extruded Aluminum Decking, Exterior Ladder, & Deluxe Rail Kit	\$3,670	PKG
RAMPXWIDE95	Upgrade to X-Wide 95" Rear Opening Car Haulers (Rear Ramp Only)	\$333	PKG
ROOF160C	Upgrade Roof Studs to 16" O/C (From 24" O/C) (PBF)	\$15	PBF
TONGUE12EXT	12" Extended Tongue (For 3K Tandem Axle Enclosed with 2"x5" Frame) Includes Center Beam Upgrade	\$333	PKG
TONGUE16EXTCH	16" Extended Tongue (For 5K Tandem Axle Enclosed; Trailer Must have 2"x6" Frame or Larger)	\$579	PKG
TONGUETRIPLETUBE	Upgrade to Triple Tube Tongue (Enclosed Cargo)	\$179	PKG
VNOSE36UP	Upgrade to 36" Wedge Nose on 7" Wide	\$318	PKG
VNOSE36UPFF	Upgrade to 36" V-Nose (From Flat Front w/ Cast Corners) Car Haulers	\$0	PKG
VNOSESLOPE	Add Slope in V-Nose	\$86	PKG
WALKONROOF	Walk On Roof (Reinforced; PBF)	\$54	PBF
WALLINTSTUD	Upgrade to Integrated Wall Stud System – (2) Parallel Tracks Built into Studs, Installed 32" O/C, and Utilizes a ¼"	\$44	PBF
WIDTH6TO65EZ	Carriage Bolt to Mount Items (PBF)		
WIDTH7TO75	Upgrade to 6.5 Wide from 6 Wide (PBF)	\$34	PBF
WINCHMOUNTHD	Upgrade to 7.5' Wide (From 7' Wide) (PBF)	\$27	PBF
	Heavy Duty Winch Mount (Winch Not Included)	\$330	EA
ITEM NUMBER	AXLE OPTIONS	PRICE	UOM
AXLE0	Upgrade to Zero Degree Axle(s) (Torsion Only)	\$0	PKG
AXLE22.5DOWN	Upgrade to 22.5 Degree Down Axle(s) (Torsion Only)	\$0	PKG
AXLE45DOWN	Upgrade to 45 Degree Down Axle(s) (Torsion Only)	\$0	PKG
AXLEGALVLEAF	Upgrade to Galvanized Axle (Leaf Spring) <b>(Minimum 4 Week Lead Time)</b>	\$85	PKG
AXLEGALVTORSION	Upgrade to Galvanized Axle (Torsion) <b>(Minimum 4 Week Lead Time)</b>	\$127	PKG
AXLELS10BRTOTOR10BR	Upgrade to 2-5K Torsion Braked Axles (From 2-5K Leaf Spring Braked)	\$861	PKG
AXLELS2IDTOLS3IS	Upgrade to 1-3K Leaf Spring Idler Axle (From 1-2K Leaf Spring Idler Axle)	\$145	PKG
AXLELS3BRTOTOR3BR	Upgrade to 1-3K Torsion Braked Axles (From 1-3K Leaf Spring Braked)	\$420	PKG
AXLELS3IDTOLS3BR	Upgrade to 1-3K Leaf Spring Braked Axle (From 1-3K Leaf Spring Idler)	\$386	PKG
AXLELS3IDTOLS5BR	Upgrade to 1-5K Braked Leaf Spring Axle (From 1-3K Leaf Spring Idler; Includes FRAME UPGRADE)	\$1,001	PKG

## POPULAR ENCLOSED OPTIONS

ITEM NUMBER	AXLE OPTIONS	PRICE	UOM
AXLELS3IDTOLS6BR	Upgrade to 2-3K Leaf Spring Braked Axles (From 1-3K Leaf Spring Idler Axle)	\$1,519	PKG
AXLELS3IDTOLS6ID	Upgrade to 2-3K Leaf Spring Idler Axles (From 1-3K Leaf Spring Idler, 2990# GVWR)	\$1,089	PKG
AXLELS3IDTOTOR3ID	Upgrade to 1-3K Torsion Idler Axle (From 1-3K Leaf Spring Axle)	\$407	PKG
AXLELS6BRTOLS10BRFR	Upgrade to 2-5K Leaf Spring Braked Axles & FRAME (From 2-3K Leaf Spring Braked Axles)	\$2,158	PKG
AXLELS6BRTOLS10BRFRCH	Upgrade to 2-5K Leaf Spring Braked Axles & Subframe (From 2-3K Leaf Spring Braked Axles) (CH&UCP)	\$1,430	PKG
AXLELS6BRTOLS5BR	Upgrade to 1-5K Braked Leaf Spring Axle (From 2-3K Leaf Spring Braked)	\$0	PKG
AXLELS6BRTOTOR6BR	Upgrade to 2-3K Torsion Braked Axles (From 2-3K Leaf Spring Braked)	\$861	PKG
AXLESLIPPERUP3K	Upgrade to Slipper Suspension (Only Available on Tandem Axle 3K Braked Leaf Spring)	\$223	PKG
AXLESLIPPERUP5K	Upgrade to Slipper Suspension (Only Available on Tandem Axle 5K Braked Leaf Spring)	\$387	PKG
AXLESPREADUIF	Spread Axle Upgrade (w/ Individual Fenders) (7 & 7.5 Wide Trailers)	\$607	PKG
AXLESPREADUPTFS	Spread Axle Upgrade (w/ Tapered Fender Skirting) (8 Wide Models)	\$607	PKG
AXLESTRAIGHT	Upgrade to Straight Axle(s) (Leaf Spring Only)	\$0	PKG
AXLESURGEBRUP	Upgrade to Surge Braking System (this option excludes Gooseneck Models) (No Center Jack)	\$1,564	PKG
AXLETOR10BRTOTOR12BR	Upgrade to 2-6K Torsion Braked Axles (From 2-5K Torsion Braked; Includes 16" Tire Upgrade) (2x8 Frame Upgrade Required)	\$642	PKG
AXLETOR10BRTOTOR14BR	Upgrade to 2-7K Torsion Braked Axles (From 2-5K Braked; Includes 16" Tire Upgrade) (2x8 Frame Upgrade Required)	\$1,486	PKG
AXLETOR10BRTOTOR15BR	Upgrade to 3-5K Torsion Braked Axles (From 2-5K Braked) (2x8 Frame Upgrade Required)	\$2,426	PKG
ITEM NUMBER	TIRE/WHEEL ASSEMBLIES & ACCESSORIES	PRICE	UOM
WHEELMOUNTELEV24	2024 Interior Elevated Spare Tire Mount (Universal Fitment)	\$119	EA
WHEELMOUNTFLOOR	Floor Level Spare Tire Mount (Interior)	\$73	EA
WHEELMOUNTREC	Deluxe Recessed Spare Tire Well (Diamond Plate w/ Hatch Cover)	\$467	EA
WHEELSP15A205	Spare 15" Aluminum Wheel w/ 205/75R15 Tire	\$348	EA
WHEELSP15A225	Spare 15" Aluminum Wheel w/ 225/75R15 Tire (6-Lug)	\$400	EA
WHEELSP15A2255	Spare 15" Aluminum Wheel w/ 225/75R15 Tire (5-Lug)	\$400	EA
WHEELSP15BA205	Spare 15" Black Aluminum Wheel w/ 205/75R15 Tire	\$348	EA
WHEELSP15BA225	Spare 15" Black Aluminum Wheel w/ 225/75R15 Tire (6-Lug)	\$400	EA
WHEELSP15GALVRAD	Spare 15" Galvanized Wheel w/ 205/75R15 Tire	\$244	EA
WHEELSP15GB205	Spare 15" Gloss Black Mod Wheel w/ 205/75R15 Tire	\$201	EA
WHEELSP15GB225	Spare 15" Gloss Black Mod Wheel w/ 225/75R15 Tire (6-Lug)	\$248	EA
WHEELSP15SILV2255	Spare 15" Silver Mod Wheel w/ 225/75R15 Tire (5-Lug)	\$248	EA
WHEELSP16A235	Spare 16" Aluminum Wheel w/ 235/80R16 Tire	\$531	EA
WHEELSP16BA235	Spare 16" Black Aluminum Wheel w/ 235/80R16 Tire	\$531	EA
WHEELSP16GSILV235	Spare 16" G-Rated Silver Mod Wheel w/ 235/80R16 Tire (14 Ply Rating)	\$501	EA
WHEELUP15A225TO16A	Upgrade to 16" Aluminum Wheels (Radial; From 15" 225 Aluminum)	\$89	EA
WHEELUP15A225TO16BA	Upgrade to 16" BLACK Aluminum Wheels (Radial; From 15" 225 Aluminum)	\$89	EA
WHEELUP15S205TO15S225	Upgrade to 15" 225 Silver Mod Wheels (Radial; From 15" 205 Silver Mod Radial)	\$59	EA
WHEELUP15S225TO15A225	Upgrade to 15" 225 Aluminum Wheels (Radial; From 15" 225 Silver Mod Radial)	\$151	EA
WHEELUP15S225TO15BA225	Upgrade to 15" 225 BLACK Aluminum Wheels (Radial; From 15" 225 Silver Mod Radial)	\$151	EA
WHEELUP15S225TO15FB225	Upgrade to 15" 225 Flat Black Mod (Radial; From 15" 225 Silver Mod Radial Wheels) <b>**SPECIAL ORDER**</b>	\$59	EA
WHEELUP15S225TO16SM	Upgrade to 16" Silver Mod Wheels (Radial; From 15" 225 Silver Mod Radial)	\$89	EA
WHEELUP15STO15A	Upgrade to 15" Aluminum (Radial; From 15" Silver Mod Radial Wheels)	\$152	EA
WHEELUP15STO15BA	Upgrade to 15" BLACK Aluminum (Radial; From 15" Silver Mod Radial Wheels)	\$152	EA
WHEELUP15STO15FB	Upgrade to 15" Flat Black Mod (Radial; From 15" Silver Mod Radial Wheels) <b>**SPECIAL ORDER**</b>	\$59	EA
WHEELUP15STO15G	Upgrade to 15" Galvanized (Radial; From 15" Silver Mod Radial Wheels)	\$44	EA
WHEELUP16SMTTO16GSM	Upgrade to 16" G-Rated Silver Mod Wheels (Radial; From 16" Silver Mod Radial)	\$143	EA
WHEELUP16STO16A	Upgrade to 16" Aluminum Wheels (Radial; From 16" Silver Mod Wheels)	\$201	EA
WHEELUP16STO16BA	Upgrade to 16" Black Aluminum Wheels (Radial; From 16" Silver Mod Wheels)	\$201	EA
ITEM NUMBER	TIE DOWN OPTIONS	PRICE	UOM
ATRACKSURFL	Airline Track (Surface Mounted on Floor; Aluminum, PLF)	\$13	PLF
ATRACKSURWALL	Airline Track (Surface Mounted on Wall; Aluminum, PLF)	\$13	PLF
CHOCKREC	Recessed Flip-Up Motorcycle Wheel Chock	\$150	EA
CHOCKSINLDPKG	Recessed Flip-Up Motorcycle Wheel Chock w/ (4) Surface-Mounted D-Rings	\$185	PKG
CHOCKSLIDETRACK	Single Stainless Steel Tube Style Wheel Chock for Single Piece of Slide Track (Installed)	\$160	EA

## POPULAR ENCLOSED OPTIONS

ITEM NUMBER	TIE DOWN OPTIONS	PRICE	UOM
CHOCKSSTUBE	Stainless Steel Tube Style Wheel Chock	\$100	EA
CHOCKTANHDPKG	Tandem Flip-Up Motorcycle Wheel Chocks w/ (8) Heavy Duty D-Rings	\$600	PKG
CHOCKTANLDPKG	Tandem Flip-Up Motorcycle Wheel Chocks w/ (8) Surface-Mounted D-Rings	\$350	PKG
DRING5000DP	5000# Recessed Heavy Duty D-Ring w/ Backing Plate (Installed)	\$50	EA
DRING6000SS	Stainless Steel 6000# Recessed Swivel D-Ring w/ Backing Plate (Installed)	\$73	EA
DRING6000SSUP	Upgrade to Stainless Steel 6000# Recessed Swivel D-Rings (From 5000# Recessed Heavy Duty D-Ring)	\$26	EA
DRING6000UP	Upgrade to Zinc 6000# Recessed Swivel D-Rings (From 5000# Recessed Heavy Duty D-Ring)	\$7	EA
DRING6000Z	Zinc 6000# Recessed Swivel D-Ring w/ Backing Plate (Installed)	\$54	EA
DRINGSLIDING	Light Duty Sliding D-Ring (For Recessed Slide Track; Installed)	\$32	EA
DRINGSLIDINGPOW	Upgrade to Powder Coated Sliding D-Ring (From Existing Sliding D-Ring)	\$11	EA
DRINGSURFACE	Light Duty Surface-Mounted D-Ring (Installed)	\$32	EA
ETRACKFLOORRECA	Aluminum E-Track Recessed in Floor, PLF	\$42	PLF
ETRACKFLOORRECS	Steel E-Track Recessed in Floor, PLF	\$27	PLF
ETRACKWALLRECA	Aluminum E-Track Recessed in Walls (w/ Backing Plate; PLF)	\$42	PLF
ETRACKWALLRECS	Steel E-Track Recessed in Walls (w/ Backing Plate; PLF)	\$22	PLF
ETRACKWALLSURA	Aluminum E-Track Surface-Mounted on Walls (PLF)	\$32	PLF
ETRACKWALLSURS	Steel E-Track Surface-Mounted on Walls (PLF)	\$12	PLF
SKITIEBARASS	Add Ski Tie Down Bar Assembly (Includes: Crank w/ Cap, Bar, Sleeves & Slide Block)	\$54	EA
SKITTIEUP	Upgrade to Ski Tie Down Bar Assembly (From (2) Sliding D-Rings; EA)	\$34	EA
SLIDETRACKPKGCARGO	** CARGO PACKAGE ** Recessed Slide Track System: (PBF) (2) Full Length Tracks, (4) Sliding D-Rings	\$34	PBF
ITEM NUMBER	DOORS, RAMPS & COMPARTMENTS	PRICE	UOM
DOOR2658	26"x58" Side Access Door w/ Paddle Handle and Piano Hinge	\$257	EA
DOOR3272UP	Upgrade to 32"x72" Paddle Handle & Piano Hinge Side Access Door (From 66")	\$47	EA
DOOR36UP	Upgrade to 36"-Wide Side Access Door (From 32" SAD)	\$75	EA
DOOR48UP	Upgrade Side Access Door to 48" Width (From 32")	\$136	EA
DOOR78UP	Upgrade to 78"-Tall Side Access Door (From 72" (SAD) (Excludes Radius RV Door)	\$49	EA
DOORLOCKINGSAD	Locking Bar for Side Access Door (All Sizes)	\$163	EA
DOORKEYLOCKSAD	Upgrade to Keyed Locking Hasps for Side Access Door with Locking Bar	\$60	EA
STEPALUMPULL	Aluminum Pull Out Step	\$257	EA
STEPREAR	Rear Full Length Step Across Rear of Trailer (12" Deep with Expanded Aluminum on Top) (Barn Doors only)	\$395	EA
DOOR4860CON	4'x6' Concession Door	\$870	EA
DOOR4896CON	4'x8' Concession Door	\$900	EA
DOOR4848ESCAPE	4'x4' Escape Door- DRIVERSIDE OVER WHEEL WELL	\$580	EA
DOOR9672ELITE18	Elite Escape Door (72" W x 88-1/2" L Fold Up Door w/ Gas Prop Lift Assist, Removable Fender) **If Trailer is Upgraded to Spread Axle, Door will be 97-3/4" Wide & Includes Step Between Tires**	\$1,734	EA
DOOR1414FUEL	14"x14" Fuel Door w/ Paddle Handle	\$152	EA
DOOR2424FUEL	24"x24" Fuel Door w/ Paddle Handle	\$181	EA
DOORDOUBLEBARN	Double Barn Doors (Replaces Standard Rear Ramp) ** DELETE BEAVERTAIL **	\$0	SET
DOORSINGLEBARN	Single Barn Door for 5' Wides (Replaces Standard Rear Ramp)	\$0	SET
DOORKEYLOCKBD	Upgrade to Keyed Locking Hasps Barn Doors	\$60	PKG
DOORKEYEDLHRR	Upgrade to Keyed Locking Hasps for Ramp Door (Set)	\$97	SET
GEN3636DOOR	36"x36" Generator Door w/ Salem Vent & Paddle Handle	\$476	EA
GEN363624COM	36"x36"x24" Generator Compartment	\$513	EA
GENCOMINS	Upgrade to Insulated Generator Compartment (Requires Generator Compartment)	\$133	EA
GENSLIDETRAY	Slide Out Generator Tray	\$1,041	EA
STARTEREZ	Starter Flap for Rear Ramp	\$73	EA
STARTERALUM	Add Aluminum Starter Flap to Rear Ramp	\$327	EA
SKIDFLRAMPRR	Ski Deflector for Rear Ramp	\$98	EA
FLAPDPTRANS	Diamond Plate Transition Flap (Ramp to Box)	\$197	PKG
RAMPCARHAULUP	Upgrade to Car Hauler Grade Rear Ramp Door w/ Spring Assist (From Standard Ramp)	\$480	PKG
RAMPSTOWABLEKIT	Rear Stowable Ramp Kit (2) 26"x6' Ramps (Extrusion to Hook Ramps, Ramps to Stow Interior of Barn Doors, (4) Extra Strap Hinges)	\$754	PKG



## POPULAR ENCLOSED OPTIONS

ITEM NUMBER	DOORS, RAMPS & COMPARTMENTS	PRICE	UOM
RAMPDELETEFR	Delete Front Ramp (Snow Trailer)	(\$111)	PKG
RAMPUPUCPRR	Upgrade to Rear Ramp Door w/ Spring Assist from Ultimate Contractor Package Barn Door w/ Stow Ramps	\$0	SET
RAMPTAPEREDFRRUP	Upgrade to Tapered Rear & Front Ramp Doors (Inlines) ** INCLUDED BOTH RAMPS **	\$332	SET
ITEM NUMBER	VENTS & WINDOW OPTIONS	PRICE	UOM
VENT110V	110V Power Roof Vent (Installed) (Requires 30A Package)	\$240	EA
VENT12V	12V Power Roof Vent (Installed)	\$180	EA
VENTFF	Fantastic Fan/Vent (Dometic 22-0462) (Requires 30A Package)	\$650	EA
VENTMAXX	Maxx-Air Roof Vent Cover (Installed)	\$103	EA
VENTROOF	Add 14"x14" Manual Roof Vent (Installed)	\$80	EA
VENTROOFUP	Upgrade to 14"x14" Manual Roof Vent (From Plastic Salem Vents) DELETES PLASTIC SALEM VENTS	\$51	PKG
VENTSALEM2	Two-Way Directional Salem Vent Kit (Aluminum; Pair)	\$241	PAIR
WINDOW18X24HOR	18"x24" Horizontal Radius Sliding Window w/ Screen	\$260	EA
WINDOW18X24VER	18"x24" Vertical Radius Sliding Window w/ Screen	\$271	EA
WINDOW24X36	24"x36" Radius Sliding Window w/ Screen	\$407	EA
WINDOW24X36E	24"x36" Egress Sliding Window (Tinted w/ Screen)	\$411	EA
ITEM NUMBER	12V LIGHTING & ELECTRICAL OPTIONS	PRICE	UOM
12V7WAYILO4WAY	Upgrade to 7-Way Plug w/ Junction Box (From 4-way Plug)	\$64	PKG
12VANODLOAD	Anodized Rear Loading Lights (Mounted Over Rear Ramp Spring; Installed)	\$266	PKG
12VBACKUPANG	Angled Back Up Lights (Pair; Installed)	\$368	PAIR
12VBATTERY	Deep Cycle Marine Battery & Box (Installed)	\$280	EA
12VUSBDUAL	12v USB-C and USB-A Dual Recessed Receptacle	\$44	EA
12VDOMEADD	Additional 12V Dome Light (Installed)	\$24	EA
12VDLOADINGLIGHTS	Diamond Plate Rear Loading Lights (Mounted Over Rear Ramp Spring; Installed)	\$266	PKG
12VLEDADDSTOP	Additional LED Stop/Turn/Tail Lights (Pair; Installed)	\$97	PAIR
12VLEDBACKUP	Add LED Backup Lights (Pair; Installed)	\$97	PAIR
12VLEDDOME18	18" 12V LED Light (Installed)	\$205	EA
12VLEDDOME18UP	Upgrade Interior Dome Light to 12V 18" LED Light	\$201	EA
12VLEDDOMEADD	Additional LED Economy Dome Light (460 Lumen)	\$26	EA
12VLEDK60PR	K60 LED Exterior Scene Light Package One 12V Wall Switch with (2) K60 Scene Lights	\$746	PAIR
12VLEDLIGHTPKG	Additional LED Strip Lights w/ Chrome Trim and Integrated Backup Lights	\$113	PAIR
12VLEDLIGHTPKGPREM	Upgrade to Premium Light Package (w/ Backup Lights; Braked Models Only) (Not Available on Contractor Models w/ Barn Doors) (Not Available on Contractor Models w/ Barn Doors)	\$160	PKG
12VLEDLIGHTPKGPREMNB	Upgrade to Premium Light Package (w/o Backup Lights) (Not Available on Contractor Models w/ Barn Doors)	\$70	PKG
12VLEDLIGHTPKGUP	Upgrade to LED Strip Lights w/ Chrome Trim and Integrated Backup Lights (From Standard Tail Lights)	\$143	PAIR
12VLEDLOAD950	LED Exterior Load Light Package: (1) 12V Wall Switch with (1) 950 Lumens LED Load Light	\$155	PKG
12VLEDLOAD9502	Double LED Exterior Load Light Package: (1) 12V Wall Switch with (2) 950 Lumens LED Load Light	\$192	PKG
12VLEDMARKER	Upgrade to Additional LED Marker Lights Bullets	\$15	EA
12VLEDMIDSHIP	Mid-Ship Turn Signals (For Tandem Fenders Only; Pair)	\$97	PAIR
12VLEDPUCK	Additional Recessed LED "Puck" Light	\$34	EA
12VLEDPUCKPKG2	LED "Puck" Light Cabinet Pkg (Under OH Cabinet) (2) Round LED Flush Mount Dome Lights (1) 12V Wall Switch	\$90	PKG
12VLEDPUCKPKG8	Recessed LED "Puck" Light Package (8) Round LED Flush Mount Dome Lights (1) 12V Wall Switch	\$244	PKG
12VLEDSCARE	LED Scare Light (Porch Light) w/ 12V Wall Switch	\$106	EA
12VLEDSTOPSLIM	Upgrade to 12" LED Slimline Tail/Turn/Stop Lights (Pair)	\$59	PAIR
12VLEDSTRIP	LED Interior Strip Lighting w/ Housing (Per Foot, Per Section)	\$13	PLF
12VPEDJACK	Upgrade to 12V Electric Pedestal Jack w/ Battery & Box installed	\$794	PKG
12VPEDJACK-2	Upgrade to 12V Electric Pedestal Jack w/o Battery	\$289	PKG
12VPERMA	Upgrade to Permaseal Wire Connectors	\$210	PKG
12VPOWPOINT	Add Standard 12V Power Jack (Cigarette Lighter Plug) (Installed)	\$54	EA
12VTRICKLECHARGE	Trickle Charger for Battery (Installed)	\$147	EA
12VWALLSW	12 Volt Wall Switch (Installed)	\$33	EA
12VWALLSW3WAY	3-Way 12V Wall Switch (Installed)	\$54	EA
12VWALLSWILODOME	Substitute 12V Wall Switch instead of Wall Mounted Dome Light	\$11	EA

## POPULAR ENCLOSED OPTIONS

ITEM NUMBER	110V LIGHTING & ELECTRICAL OPTIONS	PRICE	UOM
110VPACK1	110V Power Package #1: (1) 15 Amp Motorbase Plug, (1) Wall Switch, (1) Wall Receptacle, (1) 4' LED Wraparound Light (No Additions Available with this Package)	\$447	PKG
110VPACK2	110V Power Package #2: (1) 30 Amp Breaker Box w/ 25' Shore Line and Cord Hatch, (2) 3-Way Wall Switches, (1) Standard Wall Receptacle, (1) GFI Wall Receptacle, (2) 4' LED Wraparound Lights	\$777	PKG
110VPACK3	110V Power Package #3: (1) 30 Amp Breaker Box w/ 25' Shore Line and Cord Hatch, (1) Wall Switch, (4) Standard Wall Receptacles, (1) GFCI Receptacle, (4) 4' Fluorescent Lights, (1) Brace and Wire Stub for A/C Unit	\$1,151	PKG
110VPACK4	110V Power Package #4: (1) 15 Amp Motorbase Plug, (2) Wall Receptacles	\$252	PKG
110VPACK5	110V Power Package #5: Includes (1) 60A Breaker Panel w/ 60A Converter and 50A Motorbase Plug, (2) 3-Way Wall Switches, (1) Standard Wall Receptacle, (1) USB Wall Receptacle, (1) GFI Wall Receptacle, (2) 4' LED Wraparound Lights, 12V Deep Cycle Battery & Box	\$1,624	PKG
110VPACK6	110V Power Package #6: (1) 15A Exterior Motorbase Plug, (1) GFI Wall Receptacle	\$149	PKG
110V30ACORD	30A Power Cord 25' Long (For Motorbase Plug)	\$219	EA
110V50ACORD	50A Power Cord 25' Long (For Motorbase Plug)	\$426	EA
110V50AUP	Upgrade to 50 Amp Breaker Box (Requires 110V Pkg #2)	\$224	PKG
110V60ACONV	60A Power Converter (110 Package Required)	\$353	PKG
110VACBRACESTUB	Brace and Stub Wire for Future AC Installation (Requires 110V Pkg #2) (12 Gauge Wire and 20A Breaker)	\$97	EA
110VADD4LEDWRAP	Additional 4' LED Wraparound Light (Requires 110V Pkg #5)	\$196	EA
110VGFIEXT	Exterior GFI Receptacle (Requires 30A Package)	\$113	EA
110VGFIINT	GFI Wall Receptacle (Requires 30A Package)	\$73	EA
110VMBP	Motor Base Plug (Replaces Shoreline; 110V Package Required)	\$63	EA
110VMBP15A	15A Motor Base Plug	\$64	EA
110VWALLRECEPT	Add Wall Receptacle (Requires 30A Package)	\$69	EA
110VWALLRECEPTUSB	110 Volt Combo USB/Wall Outlet Receptacle (Installed; Requires 110V Pkg)	\$80	EA
110VWALLSWITCH	Add 110V Wall Switch (Requires 30A Package)	\$57	EA
110VWALLSWITCH	110 Volt Wall Switch (3-Way; Requires 110V Pkg #2)	\$57	EA
12VLEDUP48LED	Upgrade to (3) 18" 12V LED Light (From (2) 4' LED Wrap Around)	\$221	PKG
ITEM NUMBER	INTERIOR OPTIONS	PRICE	UOM
CEIL030BONDED	.030" Bonded Aluminum Ceiling, Interior (PBF)	\$40	PBF
CEIL34INS	3/4" Foam Insulation (Ceiling Only; PBF)	\$20	PBF
CEILWHITEVINYL	White Vinyl Backed Luan (Ceiling Only; PBF)	\$22	PBF
WALL030BONDED	Upgrade to .030" Bonded Aluminum Side Walls, Interior (PBF)	\$36	PBF
WALL34INS	3/4" Foam Insulation (Side Walls; PBF)	\$26	PBF
WALL38WHITEVINPLY	Upgrade to White Vinyl Backed 3/8" Plywood (From 3/8" Water Resistant; PBF)	\$76	PBF
WALL38WRSNOW	Upgrade to 3/8" Water Resistant Walls (Snow Trailers; PBF)	\$30	PBF
WALL38WRT038PLY	Upgrade to 3/8" Plywood Walls (From 3/8" Water Resistant; PBF) <b>**May Extend Lead Time**</b>	\$22	PBF
WALL38WRTOWL	Upgrade to White Vinyl Backed Luan Walls w/ Divider (From 3/8" WR; PBF)	\$11	PBF
WALL6EXTKP	6" Extruded Aluminum Kickplate (PBF)	\$17	PBF
WALLCARPET3	Upgrade to Carpeted Walls (3' Up Wall, Count 4' V-Nose; PLF)	\$30	PLF
WALLSWLT038PLY	Upgrade to 3/8" Plywood Walls (5-wide, From Luan Walls; PBF)	\$23	PBF
WALLTPO3	Upgrade to Black TPO Coin Walls (3' Up Wall, Count 4' V-Nose; PLF)	\$60	PLF
WALLWHITEVINYLNSNOW	Upgrade to White Vinyl Backed Luan Walls w/ Divider (Snow Trailers; PBF)	\$44	PBF
WALLWLT038WR	Upgrade to 3/8" Water Resistant Walls (Cargo Trailers; From White Luan Walls; PBF)	\$0	PBF
ITEM NUMBER	FLOORING OPTIONS	PRICE	UOM
FLOOR045DP	.045" Aluminum Diamond Plate Floor Overlay (PLF)	\$63	PLF
FLOOR34QUADPLY	Upgrade to 3/4" Quad Ply Decking (Non-Skid Surface, FRP Backer; PBF)	\$64	PBF
FLOOR34QUADPLYES	Upgrade to 3/4" Quad Ply Decking w/12" QuadPly KP (Non-Skid Surface, FRP Backer; PBF) (SNOW ONLY)	\$67	PBF
FLOOR34WRT034PT	Upgrade to 3/4" Pressure Treated Plywood (From 3/4" Water Resistant Decking) (PBF)	\$20	PBF
FLOOR58WRT034WR	Upgrade to 3/4" Water Resistant Decking (From 5/8" Water Resistant Decking) (PBF)	\$12	PBF
FLOORADD34WR	Additional Layer of 3/4" Water Resistant Flooring (PBF)	\$39	PBF
FLOORBLACKMARBLE	Upgrade to Black Marble Vinyl Flooring (PLF)	\$56	PLF
FLOORCARPET	Upgrade to Charcoal Carpet Flooring (PLF)	\$34	PLF
FLOORCHECKER	Upgrade to Checkerboard Vinyl Flooring (Black & White; PLF)	\$67	PLF
FLOOREPOXY	Painted Epoxy Floor Covering (PBF)	\$26	PLF

## POPULAR ENCLOSED OPTIONS

ITEM NUMBER	FLOORING OPTIONS	PRICE	UOM
FLOOREXTRUDED	Upgrade to Extruded Aluminum Floor (Charge for Ramp and V-Nose; PLF)	\$94	PLF
FLOORRUBBERCOIN	Upgrade to Rubber Coin Flooring (Black; PLF)	\$89	PLF
FLOORTPOCOIN	Upgrade to TPO Coin Flooring (Black, PLF)	\$49	PLF
ITEM NUMBER	CABINET OPTIONS	PRICE	UOM
CABBSV722D	V-Nose Base Cabinet 2 Door for a 72" Wide Trailer COLOR: BLACK (69"W x 23"D x 37"H)	\$743	EA
CABBSV842D	V-Nose Base Cabinet 2-Door for 84" Wide Trailer COLOR: BLACK (78"W x 22"D x 37"H)	\$862	EA
CABBSV902D	V-Nose Base Cabinet, 2 Door- 90" COLOR: BLACK	\$927	EA
CABBSV992D	V-Nose Base Cabinet, 2 Door 99" Models COLOR: BLACK (83"W x 30"D x 37"H)	\$927	EA
CABBSV994D	V-Nose Base Cabinet, 4 Door 99" Models COLOR: BLACK (83"W x 30"D x 37"H)	\$990	EA
CABOHV67WUP	Upgrade V-Nose Overhead Cabinet to Full Width/Depth of V-Nose (72", 80", & 84" Wide Models)	\$187	EA
CABOHV722D	V-Nose Overhead Cabinet, 2 Door 72" Models COLOR: BLACK (40"W x 13"D x 19"H)	\$322	EA
CABOHV802D	V-Nose Overhead Cabinet, 2 Door 80" Models COLOR: BLACK	\$340	EA
CABOHV842D	V-Nose Overhead 2 Door for 84" Wide Trailer COLOR: BLACK	\$411	EA
CABOHV902D	V-Nose Overhead Cabinet, 2 Door-90" COLOR: BLACK	\$372	EA
CABOHV992D	V-Nose Overhead Cabinet, 2 Door 99" Models COLOR: BLACK (56"W x 19"D x 19"H)	\$385	EA
CABOHV992D72	V-Nose Overhead Cabinet, 2 Door for 99" Wide Models COLOR: BLACK	\$447	EA
CABBS48	4' Straight Wall Base Cabinet, 2 Door COLOR: BLACK (48"W x 24"D x 37"H)	\$937	EA
CABBS60	5' Straight Wall Base Cabinet, 2 Door COLOR: BLACK	\$1,011	EA
CABBS72	6' Straight Wall Base Cabinet, 2 Door COLOR: BLACK (72"W x 24"D x 37"H)	\$1,036	EA
CABBS96	8' Straight Wall Base Cabinet, 2 Door COLOR: BLACK (96"W x 24"D x 37"H)	\$1,132	EA
CABBS96FF	8' Straight Wall Base Cabinet, 4-Door COLOR: BLACK	\$1,036	EA
CABBS28L	Upgrade Base Cabinet to 28" L-Shape Extension	\$319	EA
CABOH964D	Deluxe Overhead Cabinet w/ Four Doors 96"L x 18"H x 13"D COLOR: BLACK	\$699	EA
CABOH96	Overhead Cabinet w/ Two Flip Up Doors 96"Lx18"Hx12"D COLOR: BLACK	\$968	EA
CABOH48	Overhead Cabinet w/ One Flip Up Door 48"Lx18"Hx13"D	\$294	EA
CABOH482D	Overhead Cabinet w/ Two Doors 48"Lx18"Hx13"D COLOR: BLACK	\$358	EA
CABOH62	Overhead Cabinet w/ Single Door 62"Lx18"Hx12"D COLOR: BLACK	\$357	EA
CABOH724D	Deluxe Overhead Cabinet w/ Four Doors 72"L x 18"H x 13"D COLOR: BLACK	\$603	EA
CABCLOTHROD	Clothes Rod for Overhead Cabinets (48" Cabinets only)	\$30	EA
CABWR24	24" Wardrobe Cabinet w/ Shelf and Clothes Rod 2'x2'x72" COLOR: BLACK	\$821	EA
CABWR36	36" Wide Wardrobe (Single Full Length Door, 1 Shelf, Clothes Rod) COLOR: BLACK (36"W x 24"D x 76"H)	\$990	EA
CABWW72	6' Wheel Well Cabinet, 2 Doors 3 Shelves COLOR: BLACK	\$1,356	EA
COUNTERTOPFOR	Upgrade to Formica Countertop (Base Cabinet Sold Separately)	\$205	PKG
ITEM NUMBER	INTERIOR ACCESSORIES	PRICE	UOM
BENCH48PADV	Fold-Down Padded Bench (48"L) Vertical Design	\$270	EA
BENCH50FUP	Premium 50" Fold-Up Padded Bench	\$794	EA
BENCH36FUSTOR	Premium 36" Fold-Up Work Bench w/ Integrated Tool Storage	\$567	EA
BENCHFOLD	Fold Down Bench (12" x 48") Type: Work or Sitting	\$319	EA
CAB38COATHANGER	Premium Ceiling-Mounted Coat Hanger (38", 22 Hooks)	\$80	EA
CAB47COATHANGER	Premium Wall-Mounted Coat Hanger (47.5", 10 Hooks)	\$143	EA
CAB4COATHOOK	4' Coat Hook Package: (1) 4' Piece Slide Track (6) Sliding Hooks	\$75	EA
DRIVEOVERFENDERSLOPE	Sloped Fender Kit w/ Ski Guides (.090 Mill Finish) (Car Hauler Models)	\$284	SET
HOLDERPREMCUP	Premium Cup Holder	\$50	EA
HOLDERPREMFUEL2	Premium (2) Race Fuel Holder	\$240	EA
HOLDERPREMFUEL3	Premium (3) Race Fuel Holder	\$320	EA
TIRERACK8	Deluxe 8' Tire Rack (Foldable; for Enclosed)	\$664	EA
ITEM NUMBER	EXTERIOR OPTIONS	PRICE	UOM
ROOFTRANS	Upgrade to Composite Translucent Roof (From Mill-Finish Aluminum; PBF)	\$16	PBF
DOTTAPE	Add Red & White DOT Tape to Trailer (PLF) ** Must Have On Any Trailer Over 10,000lb GVWR **	\$7	PLF
PKGPOWDERCCH	Exterior Powder Coat Package (Cargo/Car Haulers / No Front Ramp Models) (PBF)	\$64	PBF
PKGPOWDERIL	Exterior Powder Coat Package (Inlines) (PBF)	\$78	PBF
SKINPOLYUP	Upgrade to PolyCOR Exterior .078 Sheeting (PBF, 7'6" Box Height Max, (Available in Black, White & Charcoal)	\$34	PBF
TRIM12ANOD	Anodized Aluminum Side & Rear Trim Panel (12"; PBF)	\$22	PBF



## POPULAR ENCLOSED OPTIONS

ITEM NUMBER	EXTERIOR OPTIONS	PRICE	UOM
TRIM12DP	Aluminum Diamond Plate Side & Rear Trim Panel (12"; PBF)	\$29	PBF
TRIM24ANOD	Anodized Aluminum Side & Rear Trim Panel (24"; PBF)	\$51	PBF
TRIM24DP	Aluminum Diamond Plate Side & Rear Trim Panel (24"; PBF)	\$52	PBF
TRIM36SGUP	Upgrade to 36" Stoneguard (From 24"; V-Nose)	\$299	PKG
TRIM48SGUP	Upgrade to 48" Stoneguard (From 24"; V-Nose)	\$388	PKG
TRIMTT6	Two-Tone Color Package w/ 6" Anodized Divider	\$309	PKG
TRIMTTSP	Two-Tone Color Package - No Anodized Divider	\$165	PKG
VNOSEANODIZEDNOSE	Upgrade to Anodized Nose Cone	\$173	PKG
ITEM NUMBER	LADDER RACKS & CATWALK OPTIONS	PRICE	UOM
LADDEREXTERIOR	Exterior Ladder to Roof (Mounted on V-Nose w/ 6" Gap Between Ladder and Side Wall)	\$282	EA
LADDERDPOVER	Diamond Plate Overlay Behind Exterior Ladder	\$150	EA
LADDERRACKDEL	Deluxe Ladder Rack (Enclosed Cargo; Installed) ** CANNOT DO WITH RADIUS ROOF **	\$205	EA
CATWALK10	10' Catwalk w/ 3 Roof Racks & Ladder ** CANNOT DO WITH RADIUS ROOF **	\$1,444	PKG
CATWALK12	12' Catwalk w/ 3 Ladder Racks and Ladder ** CANNOT DO WITH RADIUS ROOF **	\$1,546	PKG
CATWALK14	14' Catwalk w/ 4 Ladder Racks and Ladder ** CANNOT DO WITH RADIUS ROOF **	\$1,862	PKG
CATWALK16	16' Catwalk w/ 4 Ladder Racks and Ladder ** CANNOT DO WITH RADIUS ROOF **	\$1,963	PKG
CATWALK18	18' Catwalk w/ 5 Ladder Racks and Ladder ** CANNOT DO WITH RADIUS ROOF **	\$2,278	PKG
CATWALK20	20' Catwalk w/ 6 Ladder Racks and Ladder ** CANNOT DO WITH RADIUS ROOF **	\$2,593	PKG
CATWALK22	22' Catwalk w/ 6 Ladder Racks and Ladder ** CANNOT DO WITH RADIUS ROOF **	\$2,694	PKG
CATWALK24	24' Catwalk w/ 7 Ladder Racks and Ladder ** CANNOT DO WITH RADIUS ROOF **	\$3,010	PKG
LADDERROLLER	Upgrade to Roller on Rear Ladder Rack **REAR LADDER RACK AS FAR BACK AS POSSIBLE**	\$311	PKG
ITEM NUMBER	JACKS & JACK ACCESSORIES	PRICE	UOM
BOGEYWHEELS	Bogey/Caster Wheels (Installed; Pair)	\$265	PAIR
DRAGWHEELS	HD Drag Wheels (AH Version)	\$119	PAIR
JACK8000PED	Upgrade to 8000# Pedestal Jack (From 1500# Wheel Jack)	\$69	PKG
JACKWHEEL	Upgrade to Wheel on 2000# Center Jack	\$26	EA
SCISSORJACK	Scissor Jacks (Camper Style; Installed; Pair)	\$274	PAIR
STABJACK	Stabilizer Jacks (Installed; Pair)	\$125	PAIR
ITEM NUMBER	TRACK MATS & SKI GUIDES	PRICE	UOM
SKIGUIDE12B	Ski Guides 12' Box Only (Set)	\$262	EA
SKIGUIDE14B	Ski Guides 14' Box Only (Set)	\$347	EA
SKIGUIDE16B	Ski Guides 16' Box Only (Set)	\$378	EA
SKIGUIDE18B	Ski Guides 18' Box Only (Set)	\$392	EA
SKIGUIDE20B	Ski Guides 20' Box Only (Set)	\$494	EA
SKIGUIDE22B	Ski Guides 22' Box Only (Set)	\$494	EA
SKIGUIDE24B	Ski Guides 24' Box Only (Set)	\$495	EA
SKIGUIDEFR	Ski Guides - Front Ramp (Set)	\$72	EA
SKIGUIDERR	Ski Guides - Rear Ramp (Set)	\$117	EA
TRAXMAT12ES	TraxMat - 12' Box	\$200	EA
TRAXMAT14ES	TraxMat - 14' Box	\$279	EA
TRAXMAT16ES	TraxMat - 16' Box	\$279	EA
TRAXMAT18ES	TraxMat - 18' Box	\$315	EA
TRAXMAT20ES	TraxMat - 20' Box	\$315	EA
TRAXMAT22ES	TraxMat - 22' Box	\$359	EA
TRAXMAT24ES	TraxMat - 24' Box	\$359	EA
TRAXMATFR	TraxMat - Front Ramp	\$65	EA
TRAXMATRR	TraxMat - Rear Ramp	\$99	EA
PADDLEGRAB	Paddle Grabbers (Installed; Set of 6)	\$32	SET
PADDLEGRABFR	Paddle Grabbers - Front Ramp	\$36	EA
PADDLEGRABRR	Paddle Grabbers - Rear Ramp	\$70	EA

## RAMP CAPACITY BY MODEL

RAMP TYPE	APPLICABLE MODELS	CAPACITY
Enclosed Cargo (4, 5, 6-Wide)	(All Sizes)	1500#
Enclosed Cargo (7, 7.5-Wide)	(All Sizes)	1500#
Enclosed Cargo (8.5-Wide, Economy)	(All Sizes)	4000#
Enclosed Car Hauler (8.5-Wide)	(All Sizes)	4000#
Enclosed Snowmobile (7, 7.5, 101-Wide, <b>REAR</b> )	(All Sizes)	1500#
Enclosed Snowmobile (7, 7.5, 101-Wide, <b>FRONT</b> )	(All Sizes)	1200#

## TONGUE EXTENSION BY MODEL

TRAILER TYPE	ALLOWABLE EXTENSION	ADDITIONAL REQUIREMENTS	ITEM NUMBER	DESCRIPTION
Enclosed Cargo (4, 5-Wide)	N/A	FRAME UPGRADE REQUIRED, CONSULT ENGINEERING	N/A	N/A
Enclosed Cargo (6, 7, 7.5-Wide)	12"	ECONOMY MODELS REQUIRE CENTER BEAM UPGRADE	TONGUE12EXT	12" Extended Tongue (For 3k Tandem Axle Enclosed with 2"x5" Frame) Includes Center Beam Upgrade ** CANNOT DO WITH ALL SPORTS OR SNOW TRAILERS **
Enclosed Cargo (8.5-Wide, Economy)	12" (16" w/ UPGRADE)	MIN 6" FRAME FOR 16" TONGUE EXTENSION, UPGRADE MAY BE REQUIRED	TONGUE12EXT	12" Extended Tongue (For 3k Tandem Axle Enclosed with 2"x5" Frame) Includes Center Beam Upgrade ** CANNOT DO WITH ALL SPORTS OR SNOW TRAILERS **
Enclosed Car Hauler (8.5-Wide, Economy)	12" / 16"	MIN 6" FRAME FOR 16" TONGUE EXTENSION, UPGRADE MAY BE REQUIRED	TONGUE16EXTCH	16" Extended Tongue (For 5k Tandem Axle Enclosed; Trailer Must have 2"x6" Frame or Larger) ** CANNOT DO WITH ALL SPORTS OR SNOW TRAILERS **
Enclosed Snowmobile (7, 7.5-Wide)	N/A	EXTENDED TONGUE INCOMPATIBLE WITH FRONT RAMP	N/A	N/A

**\*\*PLEASE NOTE THAT ALL 5K TANDEM TRAILERS w/ EXTENDED TONGUES REQUIRE A MINIMUM OF 6" BASE FRAME, REGARDLESS OF BRAND/MODEL**

STEALTH